November 5, 2025

Mr. Nicholas Monroe
Environmental Manager
Indiana Department of Environmental Management
100 North Senate Ave.
Indianapolis, IN 46204-2251

Subject: Report of 2025 Annual Groundwater Monitoring - TORX Facility
4366 North Old US Highway 31, Rochester, Indiana
Facility Cleanup ID 7100149

Dear Mr. Monroe:

Enclosed is the Report of 2025 Annual Groundwater Monitoring performed at the former TORX facility located in Rochester, Indiana, prepared by WSP USA Inc. (WSP). WSP completed the annual groundwater monitoring at the TORX facility in August/September 2025. The report presents the results of the groundwater monitoring performed in accordance with our Remediation Completion Report dated 7 September 2021.

Based upon the results of the 2025 annual groundwater monitoring event, the existing monitoring well network continues to provide an adequate definition of the VOC plume at the Site. It should be noted that all occupied properties with exceedances of IDEM criteria are connected to a municipal water source supplied by the South Richland Conservancy District and each property has a recorded covenant that prohibits groundwater use. Based on the results of the 2025 annual groundwater monitoring these ERCs should remain. The next annual groundwater monitoring event is planned for third quarter 2026. If you have any questions or comments following your review of this correspondence, please call our office at 937-859-3600.

Sincerely,
WSP USA Inc.

Paul J. Stork
Project Manager

K. Joe Deatherage, PE
Lead Consultant – Environmental Engineer

Enclosure

cc: Jamison Schiff, Textron, Inc.

WSP USA Inc.
521 Byers Road
Suite 204
Miamisburg, Ohio 45342
USA

T: 937-859-3600

www.wsp.com

REPORT OF 2025 ANNUAL GROUNDWATER MONITORING

TORX FACILITY
ROCHESTER, INDIANA

Prepared for:

Textron, Inc.

Prepared by:

WSP USA Inc.
Miamisburg, Ohio

November 2025

Project No.: US0041841.7417

IMPORTANT NOTICE

This report was prepared exclusively for Textron, Inc. by WSP USA Inc. The quality of information, conclusions and estimates contained herein is consistent with the level of effort involved in WSP USA's services and based on: i) information available at the time of preparation, ii) data supplied by outside sources and iii) the assumptions, conditions and qualifications set forth in this report. This report is intended to be used by Textron, Inc. only, subject to the terms and conditions of its contract with WSP USA. Any other use of, or reliance on, this report by any third party is at that party's sole risk.

Contents

1.0 INTRODUCTION 1
1.1 Remediation Background 1
1.2 Annual Groundwater Monitoring Objectives 2
1.3 Scope of Work 2
2.0 ANNUAL GROUNDWATER MONITORING 4
2.1 Monitoring Well Network 4
2.2 Groundwater Elevations and Flow 4
2.3 Groundwater Monitoring Procedures 5
3.0 LABORATORY ANALYSES 7
3.1 VOCs in the Overburden Aquifer 7
3.2 Quality Control Sample Results 10
4.0 CONCLUSIONS 12

Tables

Table 1: Monitoring Well Network for Annual Groundwater Sampling
Table 2: Surveyed Elevation Data and Depth to Water for Monitoring Wells
Table 3 Summary of Volatile Organic Compound Analyses Performed on the Groundwater Samples Collected from 2019 through 2025

Figures

Figure 1: Site Location Map
Figure 2: Annual Groundwater Monitoring Locations
Figure 3: Groundwater Contour Map, Shallow Overburden Wells, July 28, 2025
Figure 4: Groundwater Contour Map, Intermediate Overburden Wells, July 28, 2025
Figure 5: Groundwater Contour Map, Deep Overburden Wells, July 28, 2025
Figure 6: Site-Related VOC Concentrations in Groundwater,
Figure 7: Southern Monitoring Well Network

Appendices

A Groundwater Sample Collection Forms
B Laboratory Reports

Acronyms

%	Percent
CVOCs	Chlorinated Volatile Organic Compounds
DCE	Dichloroethene
ERC	environmental restrictive covenant
IDEM	Indiana Department of Environmental Management
MCLs	Maximum Contaminant Levels
PCE	Tetrachloroethene
RCG	Remediation Closure Guide
RCR	Remediation Completion Report
RPD	Relative Percent Difference
RWP	Remediation Work Plan
RSL	Residential Screening Levels
Site	Former TORX Facility, 4366 North Old US Highway 31, Rochester, Indiana
TCE	Trichloroethene
µg/L	Micrograms per Liter
USEPA	U.S. Environmental Protection Agency
WSP	WSP USA Inc.
VOCs	Volatile Organic Compounds

1.0 Introduction

WSP USA Inc. (WSP) has prepared this report to document the results of the annual groundwater monitoring event conducted in July and August 2025 at and in the vicinity of the former TORX Facility (owned by Acument) located at 4366 North Old US Highway 31 in Rochester, Indiana (Site). A Site location map is presented as **Figure 1**.

1.1 Remediation Background

Remediation of chlorinated volatile organic compounds (CVOCs) in groundwater in general accordance with the June 2014 Remediation Work Plan (RWP) included in-situ chemical reduction and enhanced reductive dechlorination technologies using various types of hydrogen release compounds and zero valent iron. These compounds were injected into the aquifer beneath the Site to reduce the extent of source area CVOCs. The primary CVOCs detected in groundwater beneath the Site targeted for remediation have included:

- 1,1-dichloroethene (DCE)
- cis-1,2-DCE
- trans-1,2-DCE
- Trichloroethene (TCE)
- Tetrachloroethene (PCE)
- Vinyl chloride

Full-scale remediation injection activities commenced in 2015. Additional polishing injections were performed in 2016 and 2017. Remediation performance monitoring was conducted on a quarterly basis using a subset of approximately 40 performance monitoring wells beginning in 2015 and ending in November 2018. The performance groundwater monitoring demonstrated significant and long-lasting reductions of CVOCs at the site. Quarterly stability groundwater monitoring and semi-annual treatment area groundwater monitoring began in February 2019 and continued through 2020.

Following completion of performance and stability monitoring, a Remediation Completion Report (RCR) was prepared by WSP and submitted to the Indiana Department of Environmental Management (IDEM) on September 7, 2021. As detailed in the RCR results of the performance groundwater monitoring program demonstrated that the remediation was effective in significantly reducing the CVOCs in the groundwater at

the Site. Data from the stability monitoring phase established that the chlorinated VOC plume was reduced by approximately 99% in mass when compared to pre-remediation baseline groundwater concentrations. The successful groundwater remediation coupled with the engineering and institutional controls implemented provide solid evidence that the remaining contaminant plume is stable, and therefore further active remedial efforts are not warranted. The RCR recommended continued groundwater monitoring and reporting to assess the continued need for the environmental restrictive covenants (ERCs) that are in place. On February 15, 2022, IDEM issued a response letter to the RCR submittal and stated that the groundwater contaminant plume appears to be stable and that the proposed continued annual monitoring to evaluate the need for continued ERCs is acceptable. IDEM also stated that closure for the Site will be granted following discontinuation of annual groundwater monitoring and reporting and proper abandonment of the groundwater monitoring well network and chemical injection locations.

As part of continued annual groundwater monitoring, a subset of 47 monitoring wells were sampled for volatile organic compounds (VOCs) in 2025. Details of the monitoring well selection are provided in Section 2.1. A summary of the past remediation activities and groundwater monitoring conducted at the Site are provided in previously submitted reports on file with IDEM.

1.2 Annual Groundwater Monitoring Objectives

The objectives of the annual groundwater monitoring include: an evaluation of flow direction in the groundwater units (shallow, intermediate, and deep), an assessment of the concentrations of CVOCs in groundwater from a subset of monitoring wells, and identification of any significant changes since the 2024 annual groundwater monitoring event. In addition to fulfilling these objectives, the groundwater monitoring results provide data for use in evaluating the continued need for the ERCs that are in place following completion of RWP activities.

1.3 Scope of Work

WSP completed the following scope of work as part of the annual groundwater monitoring event:

- Determined groundwater elevations by measuring depth to groundwater in the monitoring well network on and in the vicinity of the Site;
- Collected groundwater samples from a subset of the monitoring well network;
- Analyzed groundwater samples for VOCs;
- Resampled monitoring well MW-38(69.9) for VOCs;
- Collected a sample of groundwater for VOCs from an agricultural well located at 3586 Old North Hwy 31, and,
- Prepared this report summarizing the results of the analyses in comparison to regulatory standards and previous findings.

2.0 Annual Groundwater Monitoring

2.1 Monitoring Well Network

The monitoring well network extends from Fulton County Road 450 N southward to near the Tippecanoe River. A subset of wells in the network selected for annual monitoring is shown on **Figure 2**. Routine monitoring began on a quarterly basis in 2009. The frequency was incrementally reduced because of the demonstrated stability of the groundwater plume and is currently performed on an annual basis. **Table 1** presents the monitoring wells included in the annual groundwater monitoring. **Table 2** presents the monitoring wells gauged for depth to groundwater to determine the groundwater elevations. Also included in **Table 2** is the list of monitoring wells used in groundwater contour mapping, including identification of the relevant groundwater zone screened by each well.

2.2 Groundwater Elevations and Flow

On July 28, 2025, prior to commencing groundwater sampling, the depth to groundwater was gauged in the monitoring well network listed in **Table 2**. Groundwater elevations were calculated using the top of monitoring well casing elevations previously determined by a registered surveyor.

Using the calculated water elevations for July 28, 2025, groundwater contour maps were prepared for the shallow overburden wells (**Figure 3**), intermediate depth overburden wells (**Figure 4**), and deep overburden wells (**Figure 5**). The list of monitoring wells used for groundwater contour mapping is consistent with **Table 2**, with the following exceptions:

- Monitoring well MW-49(200) water level was not measured on July 28, 2025.
- Monitoring well MW-84(44) was dry on July 28, 2025.
- Monitoring well MW-35(45) water level was measured on July 28, 2025; however, the value recorded may not be accurate as it is significantly different than the recorded water level before groundwater monitoring activity on July 29, 2025. Due to the abnormally low water level value, it was not used in constructing groundwater contour maps.

Based on the groundwater contour maps, groundwater flow in the water bearing units appears to be as follows:

- Shallow overburden - In the shallow overburden zone, groundwater flow is predominantly south-southeast.
- Intermediate overburden – In the intermediate overburden zone, groundwater flow is predominantly south-southeast. The groundwater flow in the northern portion of the study area in the vicinity of the former Acument facility and MW-19(53) appears to flow southeast. Groundwater flow on the eastern margins of the study area, south of E. 425 N. has a southwest flow direction.
- Deep overburden - In the deep overburden zone, groundwater flow is predominantly southward with a southeast component south of E. 425 N.

The groundwater flow appears to be generally consistent with previous events.

2.3 Groundwater Monitoring Procedures

Between July 28, 2025, and July 30, 2025, groundwater samples were collected from 46 monitoring wells screened in the overburden aquifer that comprise the annual groundwater monitoring well network identified in **Table 1**. A groundwater sample was not collected from MW-84(44) as the well was dry.

When the laboratory received the groundwater samples delivered by the ALS courier, the samples were reported outside the acceptable temperature range of 0-6˚C and were subsequently not analyzed. Groundwater samples were recollected from the 47 monitoring wells during August 11, 2025, through August 13, 2025. A groundwater sample was not collected from MW-84(44) as the well was still dry. On September 19, 2025, monitoring well MW-38(69.9) was resampled to confirm the August 2025 results and MW-38(102.9) was sampled to evaluate the deeper groundwater. On September 20, 2025, a sample of groundwater was collected from the agricultural well located at 3586 North Old Hwy 31 to evaluate the down-gradient extent of vinyl chloride. Copies of all sample collection forms from the August resampling event and the September sampling event are presented in **Appendix A**.

The monitoring wells in the network that are 2-inch diameter were purged and sampled using a low-flow bladder pump. Prior to collection of the groundwater samples, groundwater was purged from the wells using standard low-flow procedures. Groundwater field parameters including pH, temperature, specific conductivity, oxidation-

reduction potential, dissolved oxygen, and turbidity, were measured during the purging using a multi-parameter water quality sonde and flow through cell connected to the pump discharge tubing. The water quality indicators were recorded at regular intervals (approximately every 5 minutes) until at least three sequential readings showed stabilization of groundwater water quality parameters. Upon achieving stabilization, groundwater samples were collected directly from the pump discharge tubing into the laboratory supplied containers.

The 1.5-inch monitoring wells [MW-67(30), MW-71(33)] located inside the former Acument Facility were purged and sampled using new disposable 0.75-inch diameter polyethylene bailers. Prior to sample collection, at least three wellbore volumes of groundwater were removed from each well. Groundwater samples were collected directly from the bailers.

For each sampling event, groundwater samples were collected into laboratory-supplied, pre-preserved vials and labeled with the sampling information. Quality control samples including replicate samples, equipment blanks, and trip blanks were also submitted to the analytical laboratory. Replicate samples were collected concurrently with the parent sample. Equipment blanks were collected by pouring deionized water through the decontaminated pump and into the sampling container. Trip blanks were prepared by the laboratory and accompanied the samples during transport. A trip blank accompanied each shipment of VOC samples.

Following sample collection for each event, the sample containers were placed on ice in coolers, and coolers were picked up by a lab courier under chain of custody and delivered to ALS Environmental laboratory in Holland, Michigan for VOC analysis by United States Environmental Protection Agency (USEPA) Method 8260C.

Sampling pumps were decontaminated between wells using a Alconox® soap and water wash, potable water rinse, and distilled water rinse. Disposable equipment was discarded between each well.

3.0 Laboratory Analyses

The VOC analyses were completed by ALS Environmental laboratory. The VOC concentrations in the source area wells are generally similar relative to previous monitoring events while a few wells have increased and decreased VOC concentrations relative to the 2024 monitoring event. The results of the VOC analyses are summarized in **Table 3**, and the laboratory report is included in **Appendix B**. **Figure 6** shows VOC concentrations detected in the groundwater samples collected during the August and September 2025 groundwater monitoring events. The following subsections summarize the results of the analyses.

3.1 VOCs in the Overburden Aquifer

The following VOCs, which were previously identified as chemicals of concern at the Site, were detected at concentrations greater than corresponding USEPA Maximum Contaminant Levels (MCLs) and IDEM Remediation Closure Guide (RCG) Appendix A, Residential Screening Levels (RSLs) in one or more of the August 2025 groundwater samples collected from the overburden monitoring wells.

- TCE
- cis-1,2-DCE
- Vinyl chloride

VOC concentrations, particularly for TCE and the degradation products cis-1,2-DCE and vinyl chloride, were highest in and immediately downgradient of the source area. The following lists the maximum CVOC concentrations detected for each chemical of concern associated with the Site.

- TCE: 2,400 micrograms per liter (µg/L) in sample MW-59(46), up from the 2024 maximum of 1,900 µg/L in sample MW-59(46).
- Cis-1,2-DCE: 4,360 µg/L in sample MW-59(46), down from the 2024 maximum of 5,500 µg/L in sample MW-59(46).
- Vinyl chloride: 1,270 µg/L in sample MW-59(46), down from the 2024 maximum of 1,300 µg/L in sample MW-59(46).

There has been significant overall contamination reduction as a result of historical remediation activities.

TCE was only detected above the USEPA MCL and IDEM RSL in the August 2025 in five monitoring wells: MW-17, MW-27(75.4), MW-30(41.1), MW-34(85), and MW-59(46). There was an increase in TCE in four of these monitoring wells when compared to the 2024 sampling data. Trans-1,2-DCE and PCE were not detected above the MCL/RSL in the August 2025 samples. 1,1-DCE was not detected in any sample, although the laboratory reporting limit for 1,1-DCE in sample MW-59(46) was greater than the MCL/RSL due to laboratory sample dilution. Cis-1,2 DCE exceeded the MCL/RSL in monitoring wells MW-59(46) and MW-60(38) in the August 2025 samples. The maximum vinyl chloride concentrations continue to be detected in the source area monitoring wells MW-59(46) and MW-60(38), west of the Acument site building and east of the Western Pond.

In general, contaminant concentrations have significantly decreased when compared to historical sampling events. The following observations are noted in the analytical results for groundwater samples collected in August 2025 relative to the prior 2024 annual sampling event:

- TCE at MW-17 at the downgradient treatment boundary has generally decreased since 2019 and is now at 8.68 µg/L, slightly above the MCL/RSL of 5 µg/L. TCE in monitoring well MW-27(75.4) also located at the downgradient treatment boundary increased from 3.7 µg/L to 7.55 µg/L, which is above the MCL/RSL but remains within the range of concentrations observed since 2019. TCE in MW-27(53.05) slightly decreased from the August 2024 event and is now 1.75 µg/L. The TCE concentration detected in MW-30(41.1), approximately 800 feet downgradient of the treatment zone, remained comparable to historical results, demonstrating the effects from the CVOC reduction within the treatment area over the last five years. Related, the downgradient edge of the TCE plume at MW-34(85) remained stable and comparable to its lowest concentration reported since 2019. The TCE concentration in downgradient well, MW-37(70 remains below the MCL/RSL. TCE increased in 2025 in source area well MW-59(46) from a concentration of 1,900 µg/L to 2,400 µg/L but remains within recent historical concentration ranges.
- Cis-1,2-DCE concentrations are less than the laboratory reporting limit in OW-6(38), MW-3, MW-67(30), and MW-71(33). Cis-1,2-DCE concentrations decreased in source

area well MW-59(46) (4,360 µg/L). Cis-1,2-DCE concentrations remained stable in MW-60(38) at a concentration of 111 µg/L. Cis-1,2-DCE remains well below the MCL/RSL in MW-17 at the downgradient treatment boundary. Cis-1,2-DCE concentrations remain well below the MCL/RSL in upgradient well MW-19(53) and in downgradient well MW-25(82). Cis-1,2-DCE was not detected for the fourth year in a row in downgradient well MW-32(24.1). Cis-1,2-DCE concentrations remain below the MCL/RSL at monitoring wells MW-27(75.4), MW-27(104.2), MW-30(41.1), MW-34(85), and MW-57(38).

- Trans-1,2-DCE was detected below the MCL/RSL in source area wells MW-59(46) at a concentration of 74.7 µg/L.
- 1,1-DCE was not detected in any sample.
- Vinyl chloride decreased in downgradient well MW-17 to below the laboratory reporting limit. Vinyl chloride remained stable in source area monitoring well MW-20(51) (7.9 µg/L) and in MW-19(53) (12 µg/L), both above the MCL/RSL. Vinyl chloride slightly decreased in source area monitoring well MW-59(46) at a concentration of 1,270 µg/L. Vinyl chloride concentration increased in MW-60(38) to a concentration of 288 µg/L. Vinyl chloride decreased slightly in downgradient monitoring wells MW-25(82), MW-27(75.4), MW-30(41.1), MW-31(98.5), MW-32(89), MW-48(159), MW-51(70), and OW-6(38) while concentrations slightly increased in monitoring wells MW-35(90) and MW-38(69.9).

In order to evaluate the concentration of CVOCs at the down-gradient leading edge of the plume, several groundwater monitoring well nests are designated as sentinel well locations. These sentinel monitoring well nest locations include: MW-29, MW-35, MW-36, MW-37, MW-38, MW-39, MW-50, and MW-51. Groundwater samples collected from the sentinel wells did not contain chlorinated VOCs above the laboratory reporting limit with the following exceptions:

- Vinyl chloride was detected slightly above the MCL/RSL in the groundwater sample collected from sentinel well MW-35(90) (4.17 µg/L).
- Vinyl chloride was detected slightly above the MCL/RSL in the groundwater sample collected from sentinel well MW-38(69.9) (5.67 µg/L).

- TCE was detected slightly above the laboratory reporting limit but below the MCL/RSL in the groundwater sample collected from sentinel well MW-37(70) (1.26 µg/L).

Groundwater samples collected from intermediate and deep overburden sentinel wells MW-29(103.3), MW-36(92.4), MW-37(98), MW-39(29.3), MW-50(80), and MW-51(70) did not contain chlorinated VOCs above the laboratory reporting limits. VOCs were detected above the laboratory reporting limits in groundwater samples collected from intermediate and deep overburden monitoring wells MW-19(53), MW-20(51), MW-25(82), MW-27(53.05), MW-27(75.4), MW-27(104.2), MW-31(98.5), MW-32(89), MW-34(85), MW-35(90), MW-37(70), MW-38(69.9), MW-48(159), MW-57(38), and MW-59(46).

The detection of vinyl chloride in well MW-38(69.9) was further evaluated during the annual groundwater monitoring event. To gain a better understanding of the distribution of vinyl chloride in the vicinity of MW-38(69.9), additional groundwater sampling was performed in September 2025. On September 16, 2025, groundwater samples were collected from MW-38(69.9) to confirm the August results; and from MW-38(102.9) to assess vertical delineation of vinyl chloride detected in MW-38(69.9). In addition, a groundwater sample was collected from an agricultural well located at 3586 N. Old Hwy 31, (located approximately 400 feet down-gradient of MW-38, **Figure 7**) on September 17, 2025, to assess the horizontal delineation of vinyl chloride detected in MW-38(69.9). According to the Indiana Department of Natural Resources (IDNR) water well log, the agricultural well is completed at 72 feet below ground surface, which is a similar depth interval as well MW-38(69.9).

The September 2025 analytical data from MW-38(69.9) confirmed the August result with a reported vinyl chloride concentration of 5.71 ug/L. CVOCs were not detected above the laboratory reporting limit in the groundwater collected from deeper well MW-38(102.9), nor were CVOCs detected in the sample collected from the downgradient agricultural well at 3586 N. Old Hwy 31. **Figure 7** and **Table 3** presents the results of the September sampling.

3.2 Quality Control Sample Results

The laboratory report is included in **Appendix B.** In accordance with the Quality Assurance Project Plan, one equipment blank was collected per day, one field replicate was collected

per 20 groundwater samples collected, one matrix spike and matrix spike duplicate were run at a rate of one per 20 samples collected, one field blank was collected during the field event, and one trip blank for each cooler containing VOC samples was submitted and analyzed for VOCs.

VOCs were not detected in the trip blanks in each sampling event.

In the August 2025 sampling event, toluene was detected in each equipment blank, the field blank, and one parent sample [MW-59(46)]. None of the trip blanks had detections of VOCs above the laboratory reporting limit, indicating that cross contamination between samples occurred during sampling or at the laboratory. Water provided from the laboratory was used to collect the equipment blanks and field blank, therefore, toluene is suspected to be from the laboratory environment.

There was generally good agreement between the VOC concentrations reported in the replicate samples and primary samples collected from monitoring wells MW-38(69.9) and MW-60(38), as the relative percent difference (RPD) between the primary and replicate results met the RPD goal of 25% or less for all detected CVOCs. The RPD could not be calculated for the MW-31(98.5) as VOCs were not detected above the laboratory reporting limit in the replicate sample.

The majority of the MS/MSD samples collected from the Site were within the control limits except for one analyte in the August 2025 event. The RPD for 4-methyl-2-pentanone between the MS/MSD for Run ID 3412691 exceeded the 30% control limit. The analyte 4-methyl-2-pentanone was not detected above the laboratory reporting limit for any groundwater sample collected during the 2025 sampling event.

It is noted that the laboratory report case narrative for the August 2025 sample event indicated multiple issues with the continuing calibration verification (ccv) not meeting acceptance criteria for either high bias and/or low bias. Based on the case narrative discussion of the ccv issues, the laboratory did not qualify any of the data as the analytes that failed ccv were not detected in the samples associated in each Run ID. In addition, the MS/MSDs analyzed for Run 3421145 and Run 3424715 were from a project that is not associated with Textron Site.

4.0 Conclusions

Groundwater flow in the water-bearing units as determined based upon the July 28, 2025, depth to water measurements is generally consistent with previous monitoring events. The historical full-scale remedial actions have effectively reduced the contaminant mass in the source area and decreases in the VOC concentrations at down gradient monitoring locations have been observed. VOCs including cis-1,2-DCE, TCE, and vinyl chloride were identified in groundwater at concentrations exceeding the USEPA MCLs and IDEM RCG RSLs. VOC concentrations, particularly for degradation products cis-1,2-DCE and vinyl chloride, were highest in and immediately downgradient of the source area.

The TCE results demonstrate that the parent compound has both been significantly reduced. The vinyl chloride and cis-1,2-DCE results demonstrate that these degradation products have also been reduced significantly both in the source area and downgradient plume.

Vinyl chloride was detected in sentinel well MW-38(69.9) at a concentration of 5.67 (primary)/5.05 (replicate) µg/L [5.71 (primary)/5.49 (replicate) µg/L in September 2025] and in MW-35(90) at a concentration of 4.17 µg/L, which slightly exceed the MCL/RSL of 2.0 µg/L. Vinyl chloride in all other sentinel wells was below the MCL/RSL. Because of the detection of vinyl chloride in MW-38(69.9) at a concentration exceeding the MCL/RSL in 2024 and in 2025, additional groundwater samples were collected in September 2025. The analytical data from the September 2025 groundwater sampling confirmed vinyl chloride in MW-38(69.9) but indicated that the vinyl chloride is not widespread, based on the results from deeper well MW-38(102.9) and the downgradient agricultural well at 3586 N. Old Hwy 31.

TCE was detected in sentinel well MW-37(70) at a concentration of 1.26 µg/L, below the MCL/RSL of 5.0 µg/L, while TCE in all other sentinel wells was below the laboratory reporting limit. The exceedances of cis-1,2-DCE are confined to source area wells MW-59(46) and MW-60(38). The VOC exceedances are consistent with recent annual monitoring events and will continue to be evaluated during the 2026 annual groundwater monitoring.

Based upon the results of the 2025 annual groundwater monitoring event, the existing monitoring well network continues to provide an adequate definition of the VOC plume at the Site. It should be noted that all occupied properties with exceedances of IDEM

criteria are connected to a municipal water source supplied by the South Richland Conservancy District and each property has a recorded covenant that prohibits groundwater use. Based on the results of the 2025 annual groundwater monitoring, the ERCs should remain. The next annual groundwater monitoring event is planned for third quarter 2026.

TABLES

Table 1
Monitoring Well Network for Annual Groundwater Sampling
TORX Facility, 4366 North Old US Highway 31, Rochester, Indiana

Monitoring Well ID	Monitoring Well ID	Monitoring Well ID
MW-1	MW-32(24.1)	MW-50(45)
MW-3	MW-32(89)	MW-50(80)
MW-17	MW-34(37)	MW-51(25)
MW-19(53)	MW-34(85)	MW-51(70)
MW-20(51)	MW-35(45)	MW-52(55)
MW-25(82)	MW-35(90)	MW-57(38)
MW-27(18)	MW-36(35.2)	MW-59(46)
MW-27(53.05)	MW-36(92.4)	MW-60(38)
MW-27(75.4)	MW-37(23.3)	MW-67(30)
MW-27(104.2)	MW-37(70)	MW-71(33)
MW-27(135)	MW-37(98)	MW-84(44)
MW-29(82.5)	MW-38(20.8)	OW-6(38)
MW-29(103.3)	MW-38(29.1)	OW-6(63)
MW-30(41.1)	MW-38(69.9)	
MW-31(30.9)	MW-39(13)	
MW-31(55.5)	MW-39(29.3)	
MW-31(98.5)	MW-48(159)	

Prepared By: ATZ
Checked By: PJS

Table 2

Surveyed Elevation Data and Depth to Water for Monitoring Wells
TORX Facility, 4366 North Old US Highway 31, Rochester, Indiana

Monitoring Well / Point ID	Date Measured	Top of Casing Elevation[1]	Depth to Water (btoc)[2]	Ground Water Elevation
Shallow Overburden Wells				
MW-1	07/28/25	840.48	33.08	807.40
MW-3	07/28/25	805.45	22.88	782.57
MW-17	07/28/25	784.41	5.15	779.26
MW-20(35)	07/28/25	810.42	22.98	787.44
MW-27(18)	07/28/25	785.82	5.58	780.24
MW-30(41.1)	07/28/25	794.57	22.80	771.77
MW-31(30.9)	07/28/25	781.48	12.01	769.47
MW-32(24.1)	07/28/25	787.80	22.48	765.32
MW-34(37)	07/28/25	777.60	25.92	751.68
MW-35(45)	07/28/25	781.38	37.88	743.50
MW-36(35.2)	07/28/25	770.03	18.62	751.41
MW-37(23.3)	07/28/25	757.91	9.96	747.95
MW-38(20.8)	07/28/25	758.49	8.15	750.34
MW-38(29.1)	07/28/25	758.49	8.18	750.31
MW-39(13)	07/28/25	754.88	5.05	749.83
MW-50(45)	07/28/25	770.58	9.24	761.34
MW-51(25)	07/28/25	756.74	4.13	752.61
MW-57(38)	07/28/25	795.51	10.69	784.82
MW-60(38)	07/28/25	798.51	14.59	783.92
MW-67(30)	07/28/25	809.53	26.95	782.58
MW-71(33)	07/28/25	809.15	26.58	782.57
MW-84(44)	07/28/25	824.91	Dry	NM
MW-85(39)	07/28/25	796.49	14.52	781.97
OW-2(33)	07/28/25	805.54	23.35	782.19
OW-6(38)	07/28/25	789.27	10.91	778.36
Intermediate Overburden Wells				
MW-19(53)	07/28/25	809.56	27.09	782.47
MW-20(51)	07/28/25	810.41	27.99	782.42
MW-25(82)	07/28/25	791.93	9.14	782.79
MW-27(53.05)	07/28/25	785.84	6.22	779.62
MW-29(82.5)	07/28/25	801.45	27.83	773.62
MW-29(103.3)	07/28/25	801.45	30.16	771.29
MW-31(55.5)	07/28/25	781.47	12.29	769.18
MW-31(98.5)	07/28/25	781.46	17.37	764.09
MW-32(89)	07/28/25	787.85	35.98	751.87
MW-34(85)	07/28/25	777.54	25.90	751.64
MW-35(90)	07/28/25	781.37	29.88	751.49
MW-36(92.4)	07/28/25	770.06	18.74	751.32
MW-37(70)	07/28/25	758.02	8.32	749.70
MW-38(69.9)	07/28/25	758.48	7.85	750.63
MW-39(29.3)	07/28/25	754.91	4.91	750.00
MW-50(80)	07/28/25	770.61	10.21	760.40

Table 2

Surveyed Elevation Data and Depth to Water for Monitoring Wells
TORX Facility, 4366 North Old US Highway 31, Rochester, Indiana

Monitoring Well / Point ID	Date Measured	Top of Casing Elevation[1]	Depth to Water (btoc)[2]	Ground Water Elevation
Intermediate Overburden Wells				
MW-51(70)	07/28/25	756.74	4.16	752.58
MW-52(55)	07/28/25	798.84	16.67	782.17
MW-59(46)	07/28/25	799.25	16.50	782.75
MW-82(58)	07/28/25	807.38	23.33	784.05
MW-83(64)	07/28/25	807.67	23.57	784.10
OW-2(53)	07/28/25	805.50	23.30	782.20
OW-6(63)	07/28/25	789.27	10.30	778.97
Deep Overburden Wells				
MW-20(155)	07/28/25	810.44	29.82	780.62
MW-23(122.7)	07/28/25	816.69	33.87	782.82
MW-27(135)	07/28/25	785.85	6.08	779.77
MW-29(132.8)	07/28/25	801.47	30.19	771.28
MW-31(139.2)	07/28/25	781.48	23.19	758.29
MW-32(110)	07/28/25	787.82	22.94	764.88
MW-35(148)	07/28/25	781.34	29.82	751.52
MW-36(124.5)	07/28/25	770.09	18.74	751.35
MW-37(98)	07/28/25	758.04	8.31	749.73
MW-38(102.5)	07/28/25	758.50	7.84	750.66
MW-39(76.8)	07/28/25	754.87	4.95	749.92
MW-48(159)	07/28/25	806.93	29.08	777.85
MW-49(200)	08/11/25	792.26	34.67	757.59
MW-85(130)	07/28/25	796.46	14.31	782.15

NM - Not measured

[1] Top of casing elevation established using NAVD 88 datum (US survey feet)

[2] Below top of casing (feet)

Prepared By: ATZ

Checked By: RLB

Table 3
Summary of Volatile Organic Compound Analyses
Performed on the Groundwater Samples Collected from 2019 through 2025
TORX Facility, 4366 North Old US Highway 31, Rochester, Indiana
(Results reported in micrograms per liter, µg/L)

Monitoring Well Number	Sample Date	cis-1,2-Dichloroethene	trans-1,2-Dichloroethene	Tetrachloroethene	Trichloroethene	Vinyl Chloride
MW-1	08/15/19	**1.0**	1 U	1 U	1 U	1 U
MW-1	09/10/20	1 U	1 U	1 U	1 U	1 U
MW-1	11/08/21	NA	NA	NA	NA	NA
MW-1	08/24/22	1 U	1 U	1 U	1 U	1 U
MW-1	08/14/23	NA	NA	NA	NA	NA
MW-1	08/15/24	1 U	1 U	1 U	1 U	1 U
MW-1	08/13/25	1 U	1 U	1 U	1 U	1 U
MW-3	08/22/19	1 U	1 U	1 U	1 U	**3.4**
MW-3	09/11/20	1 U	1 U	1 U	1 U	1 U
MW-3	11/18/21	1 U	1 U	1 U	1 U	1 U
MW-3	08/24/22	1 U	1 U	1 U	1 U	1 UJ
MW-3	08/16/23	**33**	1 U	1 U	1 U	**17**
MW-3	08/15/24	1 U	1 U	1 U	1 U	1 U
MW-3	08/13/25	1 U	1 U	1 U	1 U	1 U
MW-17	02/05/19	**21**	1 U	1 U	**42**	1 UJ
MW-17	05/16/19	**23**	1 U	1 U	**42**	**1.2**
MW-17	08/20/19	**20**	1 U	1 U	**39**	**1.6**
MW-17	11/25/19	**19**	1 U	1 U	**30**	**2.2**
MW-17	02/17/20	**15**	1 U	1 U	**27**	**3.4**
MW-17	06/16/20	**22**	1 U	1 U	**17**	**3.6**
MW-17-R	06/16/20	**22**	1 U	1 U	**17**	**3.8**
MW-17	09/14/20	**19 J+**	1 U	1 U	**24 J+**	**3.1 J+**
MW-17	12/15/20	**16**	1 U	1 U	**21**	**2.4**
MW-17-R	12/15/20	**16**	1 U	1 U	**22**	**2.3**
MW-17	11/17/21	**17**	1 U	1 U	**15**	**2.0**
MW-17	08/24/22	**14**	1 U	1 U	**6.1**	**1.7**
MW-17	08/16/23	**3.0**	1 U	1 U	1 U	**6.2**
MW-17	08/14/24	**8.1**	1 U	1 U	**7.8**	**1.3**
MW-17	08/12/25	**7.81**	1 U	1 U	**8.68**	1 U

Table 3
Summary of Volatile Organic Compound Analyses
Performed on the Groundwater Samples Collected from 2019 through 2025
TORX Facility, 4366 North Old US Highway 31, Rochester, Indiana
(Results reported in micrograms per liter, µg/L)

Monitoring Well Number	Sample Date	cis-1,2-Dichloroethene	trans-1,2-Dichloroethene	Tetrachloroethene	Trichloroethene	Vinyl Chloride
MW-19(53)	08/16/19	**24**	1 U	1 U	1 U	**23**
MW-19(53)	09/10/20	**19**	1 U	1 U	1 U	**18**
MW-19(53)	11/18/21	**19**	1 U	1 U	1 U	**16**
MW-19(53)	08/24/22	**18**	1 U	1 U	1 U	**15**
MW-19(53)	08/16/23	**22**	1 U	1 U	1 U	**13**
MW-19(53)	08/15/24	**18**	1 U	1 U	1 U	**16**
MW-19(53)	08/13/25	**22.8**	1 U	1 U	1 U	**12**
MW-20(51)	02/07/19	1 U	1 U	1 U	1 U	1 U
MW-20(51)	08/20/19	1 U	1 U	1 U	1 U	1 U
MW-20(51)	02/19/20	1 U	1 U	1 U	1 U	1 U
MW-20(51)	09/13/20	1 U	1 U	1 U	1 U	**33 J+**
MW-20(51)	11/18/21	1 U	1 U	1 U	1 U	1 U
MW-20(51)	08/24/22	1 U	1 U	1 U	1 U	1 U
MW-20(51)	08/16/23	1 U	1 U	1 U	1 U	1 U
MW-20(51)	08/15/24	1 U	1 U	1 U	1 U	**9.6**
MW-20(51)	08/13/25	1 U	1 U	1 U	1 U	**7.9**
MW-25(82)	02/06/19	**1.4**	1 U	1 U	1 U	**2.8 J**
MW-25(82)	08/20/19	**1.5**	1 U	1 U	1 U	**3.6**
MW-25(82)	02/18/20	1 U	1 U	1 U	1 U	1 U
MW-25(82)-R	02/18/20	1 U	1 U	1 U	1 U	1 U
MW-25(82)	09/14/20	**1.1**	1 U	1 U	1 U	**2.7**
MW-25(82)	11/18/21	**1.3**	1 U	1 U	1 U	**3.0**
MW-25(82)	08/24/22	**1.5**	1 U	1 U	1 U	**3.1**
MW-25(82)	08/16/23	**2.2**	1 U	1 U	1 U	**2.8**
MW-25(82)	08/14/24	**1.5**	1 U	1 U	1 U	**4.9**
MW-25(82)	08/13/25	**1.85**	1 U	1 U	1 U	**3.38**

Table 3
Summary of Volatile Organic Compound Analyses
Performed on the Groundwater Samples Collected from 2019 through 2025
TORX Facility, 4366 North Old US Highway 31, Rochester, Indiana
(Results reported in micrograms per liter, µg/L)

Monitoring Well Number	Sample Date	cis-1,2-Dichloroethene	trans-1,2-Dichloroethene	Tetrachloroethene	Trichloroethene	Vinyl Chloride
MW-27(18)	08/19/19	1 U	1 U	1 U	**1.1**	1 U
MW-27(18)-R	08/19/19	1 U	1 U	1 U	1 U	1 U
MW-27(18)	09/14/20	1 U	1 U	1 U	1 U	1 U
MW-27(18)	11/18/21	NA	NA	NA	NA	NA
MW-27(18)	08/24/22	1 U	1 U	1 U	1 U	1 U
MW-27(18)	08/15/23	1 U	1 U	1 U	1 U	1 U
MW-27(18)	08/14/24	NA	NA	NA	NA	NA
MW-27(18)	08/13/25	1 U	1 U	1 U	1 U	1 U
MW-27(53.05)	08/19/19	1 U	1 U	1 U	**3.9**	1 U
MW-27(53.05)	09/11/20	1 U	1 U	1 U	**3.2**	1 U
MW-27(53.05)	11/18/21	NA	NA	NA	NA	NA
MW-27(53.05)	08/24/22	1 U	1 U	1 U	**2.7**	1 U
MW-27(53.05)	08/15/23	1 U	1 U	1 U	1 U	1 U
MW-27(53.05)	08/14/24	1 U	1 U	1 U	**1.9**	1 U
MW-27(53.05)	08/13/25	1 U	1 U	1 U	**1.75**	1 U
MW-27(75.4)	08/19/19	**2.9**	1 U	1 U	**7.8**	1 U
MW-27(75.4)	09/10/20	**12**	1 U	1 U	**8.8**	**2.2**
MW-27(75.4)	11/18/21	NA	NA	NA	NA	NA
MW-27(75.4)	08/24/22	**16**	1 U	1 U	**9.2**	**2.6**
MW-27(75.4)	08/15/23	**5.0**	1 U	1 U	1 U	**7.0**
MW-27(75.4)	08/14/24	**13**	1 U	1 U	**3.7**	**4.6**
MW-27(75.4)	08/13/25	**7.87**	1 U	1 U	**7.55**	**2.92**
MW-27(104.2)	08/19/19	1 U	1 U	1 U	1 U	**2.0**
MW-27(104.2)	09/10/20	1 U	1 U	1 U	1 U	**1.3**
MW-27(104.2)	11/18/21	NA	NA	NA	NA	NA
MW-27(104.2)	08/24/22	**2.1**	1 U	1 U	1 U	1 U
MW-27(104.2)	08/15/23	1 U	1 U	1 U	1 U	1 U
MW-27(104.2)	08/14/24	**4.9**	1 U	1 U	1 U	1 U
MW-27(104.2)	08/13/25	**6.35**	1 U	1 U	1 U	1 U

Table 3
Summary of Volatile Organic Compound Analyses
Performed on the Groundwater Samples Collected from 2019 through 2025
TORX Facility, 4366 North Old US Highway 31, Rochester, Indiana
(Results reported in micrograms per liter, µg/L)

Monitoring Well Number	Sample Date	cis-1,2-Dichloroethene	trans-1,2-Dichloroethene	Tetrachloroethene	Trichloroethene	Vinyl Chloride
MW-27(135)	08/19/19	NA	NA	NA	NA	NA
MW-27(135)	09/10/20	NA	NA	NA	NA	NA
MW-27(135)	11/18/21	NA	NA	NA	NA	NA
MW-27(135)	08/24/22	1 U	1 U	1 U	1 U	1 U
MW-27(135)	08/15/23	1 U	1 U	1 U	1 U	1 U
MW-27(135)	08/14/24	1 U	1 U	1 U	1 U	1 U
MW-27(135)	08/13/25	1 U	1 U	1 U	1 U	1 U
MW-29(82.5)	08/14/19	1 U	1 U	1 U	1 U	1 U
MW-29(82.5)	09/09/20	1 UJ	1 UJ	1 UJ	1 UJ	1 UJ
MW-29(82.5)	11/18/21	1 U	1 U	1 U	1 U	1 U
MW-29(82.5)	08/23/22	1 U	1 U	1 U	1 U	1 U
MW-29(82.5)	08/15/23	1 U	1 U	1 U	1 U	1 U
MW-29(82.5)	08/14/24	1 U	1 U	1 U	1 U	1 U
MW-29(82.5)	08/12/25	1 U	1 U	1 U	1 U	1 U
MW-29(103.3)	08/14/19	1 U	1 U	1 U	1 U	1 U
MW-29(103.3)	09/09/20	1 U	1 U	1 U	1 U	1 U
MW-29(103.3)	11/18/21	1 U	1 U	1 U	1 U	1 U
MW-29(103.3)	08/23/22	1 U	1 U	1 U	1 U	1 U
MW-29(103.3)	08/15/23	1 U	1 U	1 U	1 U	1 U
MW-29(103.3)	08/14/24	1 U	1 U	1 U	1 U	1 U
MW-29(103.3)	08/12/25	1 U	1 U	1 U	1 U	1 U
MW-30(41.1)	08/15/19	**110**	**2.5**	1 U	**42**	**2.6**
MW-30(41.1)	09/10/20	**140**	**2.0**	1 U	**11**	**29 J+**
MW-30(41.1)	11/09/21	**160**	**2.2**	1 U	**17**	**20 J-**
MW-30(41.1)	08/23/22	**32**	1 U	1 U	**10**	**13**
MW-30(41.1)	08/15/23	**45**	1 U	1 U	**9.7**	**9.8**
MW-30(41.1)	08/14/24	**44**	1 U	1 U	**12**	**13**
MW-30(41.1)	08/12/25	**33.5**	1 U	1 U	**10.70**	**8.81**

Table 3
Summary of Volatile Organic Compound Analyses
Performed on the Groundwater Samples Collected from 2019 through 2025
TORX Facility, 4366 North Old US Highway 31, Rochester, Indiana
(Results reported in micrograms per liter, µg/L)

Monitoring Well Number	Sample Date	cis-1,2-Dichloroethene	trans-1,2-Dichloroethene	Tetrachloroethene	Trichloroethene	Vinyl Chloride
MW-31(30.9)	08/14/19	1 U	1 U	1 U	1 U	1 U
MW-31(30.9)	09/09/20	1 U	1 U	1 U	1 U	1 U
MW-31(30.9)	11/08/21	1 U	1 U	1 U	1 U	1 U
MW-31(30.9)	08/23/22	1 U	1 U	1 U	1 U	1 U
MW-31(30.9)	08/15/23	1 U	1 U	1 U	1 U	1 U
MW-31(30.9)	08/14/24	1 U	1 U	1 U	1 U	1 U
MW-31(30.9)	08/12/25	1 U	1 U	1 U	1 U	1 U
MW-31(55.5)	08/14/19	1 U	1 U	1 U	1 U	1 U
MW-31(55.5)	09/09/20	1 U	1 U	1 U	1 U	1 U
MW-31(55.5)	11/08/21	1 U	1 U	1 U	1 U	1 U
MW-31(55.5)	08/23/22	1 U	1 U	1 U	1 U	1 U
MW-31(55.5)	08/15/23	1 U	1 U	1 U	1 U	1 U
MW-31(55.5)	08/14/24	1 U	1 U	1 U	1 U	1 U
MW-31(55.5)	08/12/25	1 U	1 U	1 U	1 U	1 U
MW-31(98.5)	08/14/19	1 U	1 U	1 U	1 U	**3.0**
MW-31(98.5)-R	08/14/19	1 U	1 U	1 U	1 U	**3.0**
MW-31(98.5)	09/09/20	1 U	1 U	1 U	1 U	**2.1**
MW-31(98.5)-R	09/09/20	1 U	1 U	1 U	1 U	**2.1**
MW-31(98.5)	11/08/21	1 U	1 U	1 U	1 U	**2.5**
MW-31(98.5)	08/23/22	1 U	1 U	1 U	1 U	**1.8**
MW-31(98.5)-R	08/23/22	1 U	1 U	1 U	1 U	**2.6**
MW-31(98.5)	08/15/23	1 U	1 U	1 U	1 U	1 U
MW-31(98.5)-R	08/15/23	1 U	1 U	1 U	1 U	1 U
MW-31(98.5)	08/14/24	1 U	1 U	1 U	1 U	**3.3**
MW-31(98.5)-R	08/14/24	1 U	1 U	1 U	1 U	**3.5**
MW-31(98.5)	08/12/25	1 U	1 U	1 U	1 U	**3.48**
MW-31(98.5)-R	08/12/25	1 U	1 U	1 U	1 U	1 U

Table 3
Summary of Volatile Organic Compound Analyses
Performed on the Groundwater Samples Collected from 2019 through 2025
TORX Facility, 4366 North Old US Highway 31, Rochester, Indiana
(Results reported in micrograms per liter, µg/L)

Monitoring Well Number	Sample Date	cis-1,2-Dichloroethene	trans-1,2-Dichloroethene	Tetrachloroethene	Trichloroethene	Vinyl Chloride
MW-32(24.1)	08/15/19	**1.5**	1 U	1 U	1 U	1 U
MW-32(24.1)	09/09/20	**1.5 J-**	1 UJ	1 UJ	1 UJ	1 UJ
MW-32(24.1)	11/09/21	**1.3 J-**	1 UJ	1 UJ	1 UJ	1 UJ
MW-32(24.1)	08/23/22	1 U	1 U	1 U	1 U	1 U
MW-32(24.1)	08/15/23	1 U	1 U	1 U	1 U	1 U
MW-32(24.1)	08/13/24	1 U	1 U	1 U	1 U	1 U
MW-32(24.1)	08/12/25	1 U	1 U	1 U	1 U	1 U
MW-32(89)	08/15/19	1 U	1 U	1 U	1 U	**14**
MW-32(89)	09/09/20	1 UJ	1 UJ	1 UJ	1 UJ	**8.7 J-**
MW-32(89)	11/09/21	1 U	1 U	1 U	1 U	**13**
MW-32(89)	08/23/22	1 UJ	1 UJ	1 UJ	1 UJ	**10 J**
MW-32(89)	08/15/23	1 U	1 U	1 U	1 U	**13**
MW-32(89)	08/13/24	1 U	1 U	1 U	1 U	**14**
MW-32(89)	08/12/25	1 U	1 U	1 U	1 U	**11.10**
MW-34(37)	08/15/19	1 U	1 U	1 U	1 U	1 U
MW-34(37)	09/09/20	1 U	1 U	1 U	1 U	1 U
MW-34(37)	11/09/21	1 U	1 U	1 U	1 U	1 U
MW-34(37)-R	11/09/21	1 U	1 U	1 U	1 U	1 U
MW-34(37)	08/23/22	1 U	1 U	1 U	1 U	1 U
MW-34(37)	08/15/23	1 U	1 U	1 U	1 U	1 U
MW-34(37)	08/13/24	1 U	1 U	1 U	1 U	1 U
MW-34(37)	08/12/25	1 U	1 U	1 U	1 U	1 U
MW-34(85)	08/15/19	1 U	1 U	1 U	**20**	1 U
MW-34(85)	09/10/20	1 U	1 U	1 U	**15**	1 U
MW-34(85)	11/09/21	1 U	1 U	1 U	**16**	1 U
MW-34(85)	08/23/22	1 U	1 U	1 U	**16**	1 U
MW-34(85)	08/15/23	**3.9**	1 U	1 U	**15**	1 U
MW-34(85)	08/13/24	**5.2**	1 U	1 U	**12**	1 U
MW-34(85)	08/12/25	**4.87**	1 U	1 U	**12.4**	1 U

Table 3
Summary of Volatile Organic Compound Analyses
Performed on the Groundwater Samples Collected from 2019 through 2025
TORX Facility, 4366 North Old US Highway 31, Rochester, Indiana
(Results reported in micrograms per liter, µg/L)

Monitoring Well Number	Sample Date	cis-1,2-Dichloroethene	trans-1,2-Dichloroethene	Tetrachloroethene	Trichloroethene	Vinyl Chloride
MW-35(45)	08/14/19	1 U	1 U	1 U	1 U	1 U
MW-35(45)	09/09/20	1 U	1 U	1 U	1 U	1 U
MW-35(45)	11/17/21	1 U	1 U	1 U	1 U	1 U
MW-35(45)	08/23/22	1 U	1 U	1 U	1 U	1 U
MW-35(45)	08/14/23	1 U	1 U	1 U	1 U	1 U
MW-35(45)	08/13/24	1 U	1 U	1 U	1 U	1 U
MW-35(45)	08/12/25	1 U	1 U	1 U	1 U	1 U
MW-35(90)	08/14/19	1 U	1 U	1 U	1 U	**2.3**
MW-35(90)	09/09/20	1 U	1 U	1 U	1 U	**1.6**
MW-35(90)	11/17/21	1 U	1 U	1 U	1 U	1 U
MW-35(90)	08/23/22	1 U	1 U	1 U	1 U	**2.0**
MW-35(90)	08/14/23	1 U	1 U	1 U	1 U	**3.2**
MW-35(90)	08/13/24	1 U	1 U	1 U	1 U	**3.7**
MW-35(90)	08/12/25	1 U	1 U	1 U	1 U	**4.17**
MW-36(35.2)	08/13/19	1 U	1 U	1 U	1 U	1 U
MW-36(35.2)	09/09/20	1 U	1 U	1 U	1 U	1 U
MW-36(35.2)	11/17/21	1 U	1 U	1 U	1 U	1 U
MW-36(35.2)	08/23/22	1 U	1 U	1 U	1 U	1 U
MW-36(35.2)	08/14/23	1 U	1 U	1 U	1 U	1 U
MW-36(35.2)	08/12/24	1 U	1 U	1 U	1 U	1 U
MW-36(35.2)	08/11/25	1 U	1 U	1 U	1 U	1 U
MW-36(92.4)	08/13/19	1 U	1 U	1 U	1 U	1 U
MW-36(92.4)	09/09/20	1 U	1 U	1 U	1 U	1 U
MW-36(92.4)	11/18/21	1 U	1 U	1 U	1 U	1 U
MW-36(92.4)	08/23/22	1 U	1 U	1 U	1 U	1 U
MW-36(92.4)-R	08/23/22	1 U	1 U	1 U	1 U	1 U
MW-36(92.4)	08/14/23	1 U	1 U	1 U	1 U	1 U
MW-36(92.4)	08/12/24	1 U	1 U	1 U	1 U	1 U
MW-36(92.4)	08/11/25	1 U	1 U	1 U	1 U	1 U

Table 3
Summary of Volatile Organic Compound Analyses
Performed on the Groundwater Samples Collected from 2019 through 2025
TORX Facility, 4366 North Old US Highway 31, Rochester, Indiana
(Results reported in micrograms per liter, µg/L)

Monitoring Well Number	Sample Date	cis-1,2-Dichloroethene	trans-1,2-Dichloroethene	Tetrachloroethene	Trichloroethene	Vinyl Chloride
MW-37(23.3)	08/13/19	1 U	1 U	1 U	1 U	1 U
MW-37(23.3)	09/08/20	1 U	1 U	1 U	1 U	1 U
MW-37(23.3)	11/09/21	1 U	1 U	1 U	1 U	1 U
MW-37(23.3)	08/22/22	1 U	1 U	1 U	1 U	1 U
MW-37(23.3)	08/14/23	1 U	1 U	1 U	1 U	1 U
MW-37(23.3)	08/12/24	1 U	1 U	1 U	1 U	1 U
MW-37(23.3)	08/11/25	1 U	1 U	1 U	1 U	1 U
MW-37(70)	08/13/19	1 U	1 U	1 U	1 U	1 U
MW-37(70)	09/08/20	1 U	1 U	1 U	1 U	1 U
MW-37(70)	11/09/21	1 U	1 U	1 U	1 U	1 UJ
MW-37(70)	08/22/22	1 U	1 U	1 U	1 U	1 U
MW-37(70)	08/14/23	1 U	1 U	1 U	1 U	1 U
MW-37(70)	08/12/24	1 U	1 U	1 U	**1.1**	1 U
MW-37(70)	08/11/25	1 U	1 U	1 U	**1.26**	1 U
MW-37(98)	08/13/19	1 U	1 U	1 U	1 U	1 U
MW-37(98)	09/08/20	1 U	1 U	1 U	1 U	1 U
MW-37(98)	11/09/21	1 U	1 U	1 U	1 U	1 UJ
MW-37(98)	08/22/22	1 U	1 U	1 U	1 U	1 UJ
MW-37(98)	08/14/23	1 U	1 U	1 U	1 U	1 U
MW-37(98)	08/12/24	1 U	1 U	1 U	1 U	1 U
MW-37(98)	08/11/25	1 U	1 U	1 U	1 U	1 U
MW-38(20.8)	08/13/19	1 U	1 U	1 U	1 U	1 U
MW-38(20.8)	09/09/20	1 U	1 U	1 U	1 U	1 U
MW-38(20.8)	11/09/21	1 U	1 U	1 U	1 U	1 U
MW-38(20.8)	08/23/22	1 U	1 U	1 U	1 U	1 U
MW-38(20.8)	08/14/23	1 U	1 U	1 U	1 U	1 U
MW-38(20.8)	08/12/24	1 U	1 U	1 U	1 U	1 U
MW-38(20.8)	08/11/25	1 U	1 U	1 U	1 U	1 U

Table 3
Summary of Volatile Organic Compound Analyses
Performed on the Groundwater Samples Collected from 2019 through 2025
TORX Facility, 4366 North Old US Highway 31, Rochester, Indiana
(Results reported in micrograms per liter, µg/L)

Monitoring Well Number	Sample Date	cis-1,2-Dichloroethene	trans-1,2-Dichloroethene	Tetrachloroethene	Trichloroethene	Vinyl Chloride
MW-38(29.1)	08/13/19	1 U	1 U	1 U	1 U	1 U
MW-38(29.1)	09/09/20	1 U	1 U	1 U	1 U	1 U
MW-38(29.1)	11/09/21	1 U	1 U	1 U	1 U	1 U
MW-38(29.1)	08/23/22	1 U	1 U	1 U	1 U	1 U
MW-38(29.1)	08/14/23	1 U	1 U	1 U	1 U	1 U
MW-38(29.1)	08/12/24	1 U	1 U	1 U	1 U	1 U
MW-38(29.1)	08/11/25	1 U	1 U	1 U	1 U	1 U
MW-38(69.9)	08/13/19	1 U	1 U	1 U	1 U	**2.4**
MW-38(69.9)	08/13/19	1 U	1 U	1 U	1 U	**3.0**
MW-38(69.9)	09/09/20	1 U	1 U	1 U	1 U	**3.2**
MW-38(69.9)-R	09/09/20	1 U	1 U	1 U	1 U	**3.0**
MW-38(69.9)	11/09/21	1 U	1 U	1 U	1 U	**3.9**
MW-38(69.9)	08/23/22	1 U	1 U	1 U	1 U	**4.2**
MW-38(69.9)	08/14/23	1 U	1 U	1 U	1 U	1 U
MW-38(69.9)-R	08/14/23	1 U	1 U	1 U	1 U	1 U
MW-38(69.9)	08/12/24	1 U	1 U	1 U	1 U	**6.5**
MW-38(69.9)-R	08/12/24	1 U	1 U	1 U	1 U	**5.6**
MW-38(69.9)	08/11/25	1 U	1 U	1 U	1 U	**5.67**
MW-38(69.9)-R	08/11/25	1 U	1 U	1 U	1 U	**5.05**
MW-38(69.9)	09/16/25	1 U	1 U	1 U	1 U	**5.71**
MW-38(69.9)-R	09/16/25	1 U	1 U	1 U	1 U	**5.49**
MW-38(102.9)	09/16/25	1 U	1 U	1 U	1 U	1 U
MW-39(13)	08/13/19	1 UJ	1 UJ	1 UJ	1 UJ	1 UJ
MW-39(13)	09/08/20	1 U	1 U	1 U	1 U	1 U
MW-39(13)	11/09/21	1 U	1 U	1 U	1 U	1 UJ
MW-39(13)	08/22/22	1 U	1 U	1 U	1 U	1 U
MW-39(13)	08/14/23	1 U	1 U	1 U	1 U	1 U
MW-39(13)	08/13/24	1 U	1 U	1 U	1 U	1 U
MW-39(13)	08/11/25	1 U	1 U	1 U	1 U	1 U

Table 3
Summary of Volatile Organic Compound Analyses
Performed on the Groundwater Samples Collected from 2019 through 2025
TORX Facility, 4366 North Old US Highway 31, Rochester, Indiana
(Results reported in micrograms per liter, µg/L)

Monitoring Well Number	Sample Date	cis-1,2-Dichloroethene	trans-1,2-Dichloroethene	Tetrachloroethene	Trichloroethene	Vinyl Chloride
MW-39(29.3)	08/13/19	1 UJ	1 UJ	1 UJ	1 UJ	1 UJ
MW-39(29.3)	09/08/20	1 U	1 U	1 U	1 U	1 U
MW-39(29.3)	11/09/21	1 U	1 U	1 U	1 U	1 UJ
MW-39(29.3)	08/22/22	1 U	1 U	1 U	1 U	1 U
MW-39(29.3)	08/14/23	1 U	1 U	1 U	1 U	1 U
MW-39(29.3)	08/13/24	1 U	1 U	1 U	1 U	1 U
MW-39(29.3)	08/11/25	1 U	1 U	1 U	1 U	1 U
MW-48(159)	08/15/19	1 U	1 U	1 U	1 U	1 U
MW-48(159)	08/15/19	1 U	1 U	1 U	1 U	1 U
MW-48(159)	09/10/20	1 U	1 U	1 U	1 U	**4.1**
MW-48(159)-R	09/10/20	1 U	1 U	1 U	1 U	**4.4**
MW-48(159)	11/17/21	1 U	1 U	1 U	1 U	**5.1**
MW-48(159)	08/24/22	1 U	1 U	1 U	1 U	**3.8**
MW-48(159)	08/16/23	1 U	1 U	1 U	1 U	1 U
MW-48(159)	08/14/24	1 U	1 U	1 U	1 U	**5.8**
MW-48(159)	08/12/25	1 U	1 U	1 U	1 U	**5.31**
MW-50(45)	08/14/19	**1.4**	1 U	1 U	1 U	**1.3**
MW-50(45)	09/09/20	1 U	1 U	1 U	1 U	1 U
MW-50(45)	11/09/21	1 U	1 U	1 U	1 U	1 U
MW-50(45)	08/23/22	1 U	1 U	1 U	1 U	1 U
MW-50(45)	08/15/23	1 U	1 U	1 U	1 U	1 U
MW-50(45)	08/13/24	1 U	1 U	1 U	1 U	1 U
MW-50(45)	08/12/25	1 U	1 U	1 U	1 U	1 U
MW-50(80)	08/14/19	**1.2**	1 U	1 U	1 U	1 U
MW-50(80)	09/09/20	1 UJ	1 UJ	1 UJ	1 UJ	1 UJ
MW-50(80)	11/09/21	1 U	1 U	1 U	1 U	1 U
MW-50(80)	08/23/22	1 U	1 U	1 U	1 U	1 U
MW-50(80)	08/15/23	1 U	1 U	1 U	1 U	1 U
MW-50(80)	08/13/24	1 U	1 U	1 U	1 U	1 U
MW-50(80)	08/12/25	1 U	1 U	1 U	1 U	1 U

Table 3
Summary of Volatile Organic Compound Analyses
Performed on the Groundwater Samples Collected from 2019 through 2025
TORX Facility, 4366 North Old US Highway 31, Rochester, Indiana
(Results reported in micrograms per liter, µg/L)

Monitoring Well Number	Sample Date	cis-1,2-Dichloroethene	trans-1,2-Dichloroethene	Tetrachloroethene	Trichloroethene	Vinyl Chloride
MW-51(25)	08/14/19	1 U	1 U	1 U	1 U	1 U
MW-51(25)	09/09/20	1 U	1 U	1 U	1 U	1 U
MW-51(25)	11/09/21	1 U	1 U	1 U	1 U	1 U
MW-51(25)	08/23/22	1 U	1 U	1 U	1 U	1 U
MW-51(25)	08/16/23	1 U	1 U	1 U	1 U	1 U
MW-51(25)	08/13/24	1 U	1 U	1 U	1 U	1 U
MW-51(25)	08/12/25	1 U	1 U	1 U	1 U	1 U
MW-51(70)	08/14/19	1 U	1 U	1 U	1 U	**1.2**
MW-51(70)	09/09/20	1 U	1 U	1 U	1 U	1 U
MW-51(70)	11/09/21	1 U	1 U	1 U	1 U	**1.7 J**
MW-51(70)	08/23/22	1 U	1 U	1 U	1 U	**1.9**
MW-51(70)	08/16/23	1 U	1 U	1 U	1 U	**1.7**
MW-51(70)	08/13/24	1 U	1 U	1 U	1 U	**2.0**
MW-51(70)	08/12/25	1 U	1 U	1 U	1 U	1 U
MW-52(55)	08/22/19	1 U	1 U	1 U	1 U	1 U
MW-52(55)	09/11/20	1 U	1 U	1 U	1 U	1 U
MW-52(55)	11/18/21	1 U	1 U	1 U	1 U	1 U
MW-52(55)	08/24/22	1.4	1 U	1 U	1 U	1 UJ
MW-52(55)	08/17/23	1 U	1 U	1 U	1 U	1 U
MW-52(55)	08/15/24	1 U	1 U	1 U	1 U	1 U
MW-52(55)	08/13/25	1 U	1 U	1 U	1 U	1 U
MW-57(38)	08/16/19	**8.3**	1 U	1 U	**5.3**	1 U
MW-57(38)	09/10/20	**7.8**	1 U	1 U	**4.4**	1 U
MW-57(38)	11/18/21	NA	NA	NA	NA	NA
MW-57(38)	08/24/22	4	1 U	1 U	3.4	1 U
MW-57(38)	08/17/23	**11**	1 U	1 U	**5.0**	1 U
MW-57(38)	08/15/24	**6.2**	1 U	1 U	**4.9**	1 U
MW-57(38)	08/13/25	**2.56**	1 U	1 U	**2.54**	1 U

Table 3

Summary of Volatile Organic Compound Analyses
Performed on the Groundwater Samples Collected from 2019 through 2025
TORX Facility, 4366 North Old US Highway 31, Rochester, Indiana
(Results reported in micrograms per liter, µg/L)

Monitoring Well Number	Sample Date	cis-1,2-Dichloroethene	trans-1,2-Dichloroethene	Tetrachloroethene	Trichloroethene	Vinyl Chloride
MW-59(46)	02/06/19	1,200	7.0 J	1 U	1 U	1,600 J
MW-59(46)	08/22/19	1,200	16	1 U	E U	1,600
MW-59(46)	02/19/20	2,500 J	13 J	1 UJ	1.8 J	1,200 J
MW-59(46)	09/14/20	2,800	23	1 U	380	1,100
MW-59(46)	11/18/21	5,900	50 U	50 U	4,100	620
MW-59(46)	08/24/22	560	5 U	5 U	10 J+	180
MW-59(46)	08/17/23	2,600	39	1 U	3.6	550
MW-59(46)	08/15/24	5,500	67	1 U	1,900	1,300
MW-59(46)	08/13/25	4,360	74.4	1 U	2,400	1,270
MW-60(38)	08/22/19	420	2.4	1 U	1 U	430 J
MW-60(38)	09/11/20	310	1.5	1 U	1 U	290
MW-60(38)	11/18/21	440	2 U	2 U	2 U	280
MW-60(38)	08/24/22	64	1 U	1 U	1 U	120
MW-60(38)-R	08/24/22	49	1 U	1 U	1 U	97
MW-60(38)	08/16/23	180	1.6	1 U	1 U	84
MW-60(38)-R	08/16/23	190	1.4	1 U	1 U	89
MW-60(38)	08/15/24	110	1 U	1 U	5 U	120
MW-60(38)-R	08/15/24	67	1 U	1 U	5 U	70
MW-60(38)	08/13/25	111	1 U	1 U	1 U	282
MW-60(38)-R	08/13/25	108	1 U	1 U	1 U	288
MW-67(30)	08/22/19	2.6	1 U	1 U	1 U	1 U
MW-67(30)	09/15/20	1.4	1 U	1 U	1 U	2.1
MW-67(30)	11/09/21	1.2	1 U	1 U	1 U	1 U
MW-67(30)	08/22/22	1.6	1 U	1 U	1 U	1 U
MW-67(30)	08/16/23	1.4	1 U	1 U	1 U	1 U
MW-67(30)	08/15/24	1 U	1 U	1 U	1 U	1 U
MW-67(30)	08/11/25	1 U	1 U	1 U	1 U	1 U

Table 3
Summary of Volatile Organic Compound Analyses
Performed on the Groundwater Samples Collected from 2019 through 2025
TORX Facility, 4366 North Old US Highway 31, Rochester, Indiana
(Results reported in micrograms per liter, µg/L)

Monitoring Well Number	Sample Date	cis-1,2-Dichloroethene	trans-1,2-Dichloroethene	Tetrachloroethene	Trichloroethene	Vinyl Chloride
MW-71(33)	08/22/19	**2.0**	1 U	1 U	1 U	1 U
MW-71(33)	09/14/20	1 U	1 U	1 U	1 U	1 U
MW-71(33)	11/09/21	**1.1**	1 U	1 U	1 U	1 U
MW-71(33)-R	11/09/21	**1.0**	1 U	1 U	1 U	1 U
MW-71(33)	08/22/22	1 U	1 U	1 U	1 U	1 U
MW-71(33)	08/16/23	**8.6**	1 U	1 U	1 U	1 U
MW-71(33)	08/15/24	1 U	1 U	1 U	1 U	1 U
MW-71(33)	08/11/25	1 U	1 U	1 U	1 U	1 U
MW-84(44)	08/19/19	1 U	1 U	1 U	**2.6**	1 U
MW-84(44)	09/10/20	1 U	1 U	1 U	**2.0**	1 U
MW-84(44)	11/18/21	1 U	1 U	1 U	**2.1**	1 U
MW-84(44)	08/24/22	1 U	1 U	1 U	**1.2**	1 U
MW-84(44)	08/16/23	1 U	1 U	1 U	**1.9**	1 U
MW-84(44)	08/14/24	1 U	1 U	1 U	**1.8**	1 U
MW-84(44)	08/12/25	NA	NA	NA	NA	NA
OW-6(38)	02/05/19	1 U	1 U	1 U	1 U	1 UJ
OW-6(38)-R	02/05/19	1 U	1 U	1 U	1 U	1 UJ
OW-6(38)	05/16/19	1 U	1 U	1 U	1 U	1 U
OW-6(38)	08/21/19	1 U	1 U	1 U	1 U	1 U
OW-6(38)	11/25/19	1 U	1 U	1 U	1 U	1 U
OW-6(38)	02/17/20	1 U	1 U	1 U	1 U	1 U
OW-6(38)	06/16/20	1 U	1 U	1 U	1 U	1 U
OW-6(38)	09/13/20	1 U	1 U	1 U	1 U	1 U
OW-6(38)	12/14/20	1 U	1 U	1 U	1 U	1 U
OW-6(38)	11/17/21	1 U	1 U	1 U	1 U	1 U
OW-6(38)-R	11/17/21	1 U	1 U	1 U	1 U	1 U
OW-6(38)	08/24/22	1 U	1 U	1 U	1 U	1 U
OW-6(38)	08/16/23	**1.0**	1 U	1 U	1 U	1 U
OW-6(38)	08/14/24	1 U	1 U	1 U	1 U	**1.8**
OW-6(38)	08/12/25	1 U	1 U	1 U	1 U	1 U

Table 3

Summary of Volatile Organic Compound Analyses
Performed on the Groundwater Samples Collected from 2019 through 2025
TORX Facility, 4366 North Old US Highway 31, Rochester, Indiana
(Results reported in micrograms per liter, µg/L)

Monitoring Well Number	Sample Date	cis-1,2-Dichloroethene	trans-1,2-Dichloroethene	Tetrachloroethene	Trichloroethene	Vinyl Chloride
OW-6(63)	02/05/19	1 U	1 U	1 U	1 U	1 UJ
OW-6(63)	05/16/19	1 U	1 U	1 U	1 U	1 U
OW-6(63)	08/21/19	1 U	1 U	1 U	1 U	1 U
OW-6(63)-R	08/21/19	1 U	1 U	1 U	1 U	1 U
OW-6(63)	11/25/19	1 U	1 U	1 U	1 U	1 U
OW-6(63)	02/17/20	1 U	1 U	1 U	1 U	1 U
OW-6(63)	06/16/20	1 U	1 U	1 U	1 U	1 U
OW-6(63)	09/13/20	1 U	1 U	1 U	1 U	1 U
OW-6(63)-R	09/13/20	1 U	1 U	1 U	1 U	1 U
OW-6(63)	12/14/20	1 U	1 U	1 U	1 U	1 U
OW-6(63)	11/17/21	1 U	1 U	1 U	1 U	1 U
OW-6(63)	08/24/22	1 U	1 U	1 U	1 U	1 U
OW-6(63)	08/16/23	1 U	1 U	1 U	1 U	1 U
OW-6(63)	08/14/24	1 U	1 U	1 U	1 U	1 U
OW-6(63)	08/12/25	1 U	1 U	1 U	1 U	1 U
Agricultural Well	09/17/25	1 U	1 U	1 U	1 U	1 U
USEPA MCLs & IDEM RSL		70	100	5.0	5.0	2.0

Notes:

NA - Not analyzed
R - replicate sample
U - not detected, value is the detec
J+ - value is estimated biased high
J - value is estimated
J- - value is estimated biased low

USEPA MCLs - United States Environmental Protection Agency (USEPA) Maximum Contaminant Levels (MCLs) (2024)
IDEM RSL - Indiana Department of Environmental Management Residential Screening Levels (2024)
For a complete list of analyzed compounds and results please refer to the laboratory reports

Concentration meets or exceeds IDEM RCG residential screening level and U.S. EPA maximum contaminant level

Entered By: RLB
Checked By: ATZ

FIGURES

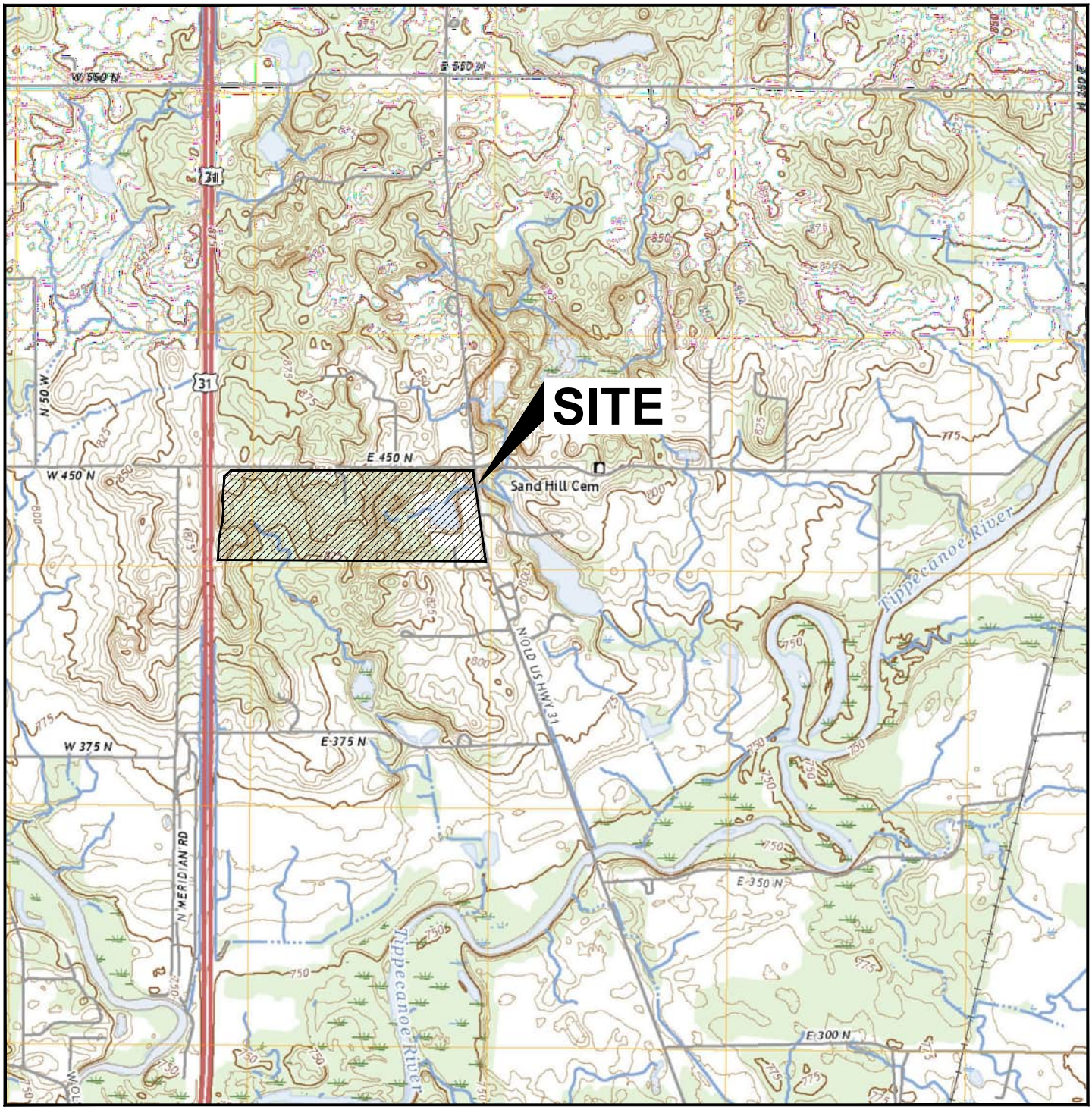

Quadrangle Location

REFERENCE: USGS 7.5-minute topographic quadrangle maps of Argos and Rochester, Indiana, 2022.

0 2000 4000
APPROXIMATE SCALE IN FEET

N

CONSULTANT

WSP USA Inc.

CONSULTANT

DATE	08/21/2025
DESIGNED	---
PREPARED	RLB
REVIEWED	AZ
APPROVED	AZ/PJS

PROJECT/CLIENT

TEXTRON
TORX Facility

TEXTRON

TITLE

SITE LOCATION MAP
4366 North Old US Highway 31, Rochester, Indiana

PROJECT NO. US0041841.7417

REV.

FIGURE 1

P:\Textron\TFS\Drawings\TFS Topo.dwg - Topos 2022 - Aug. 21, 2025

INSET A

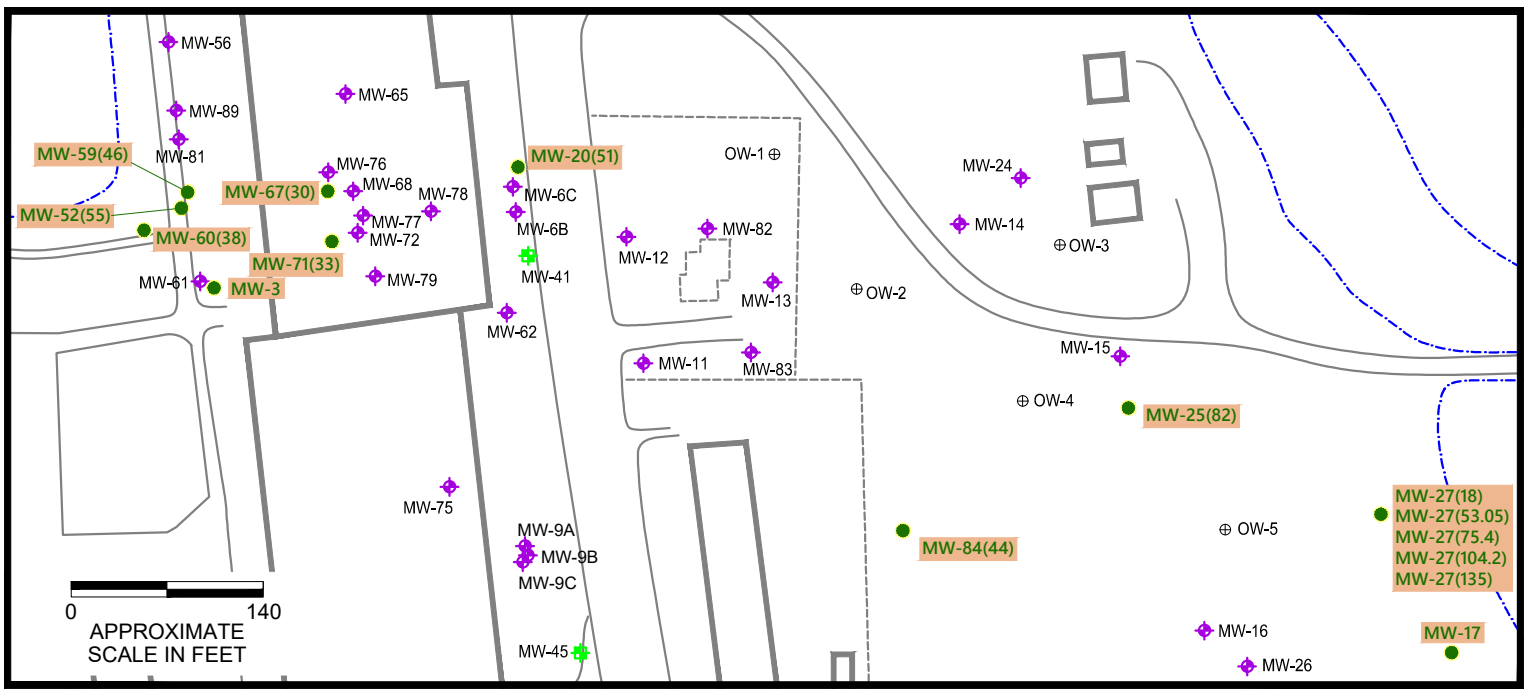

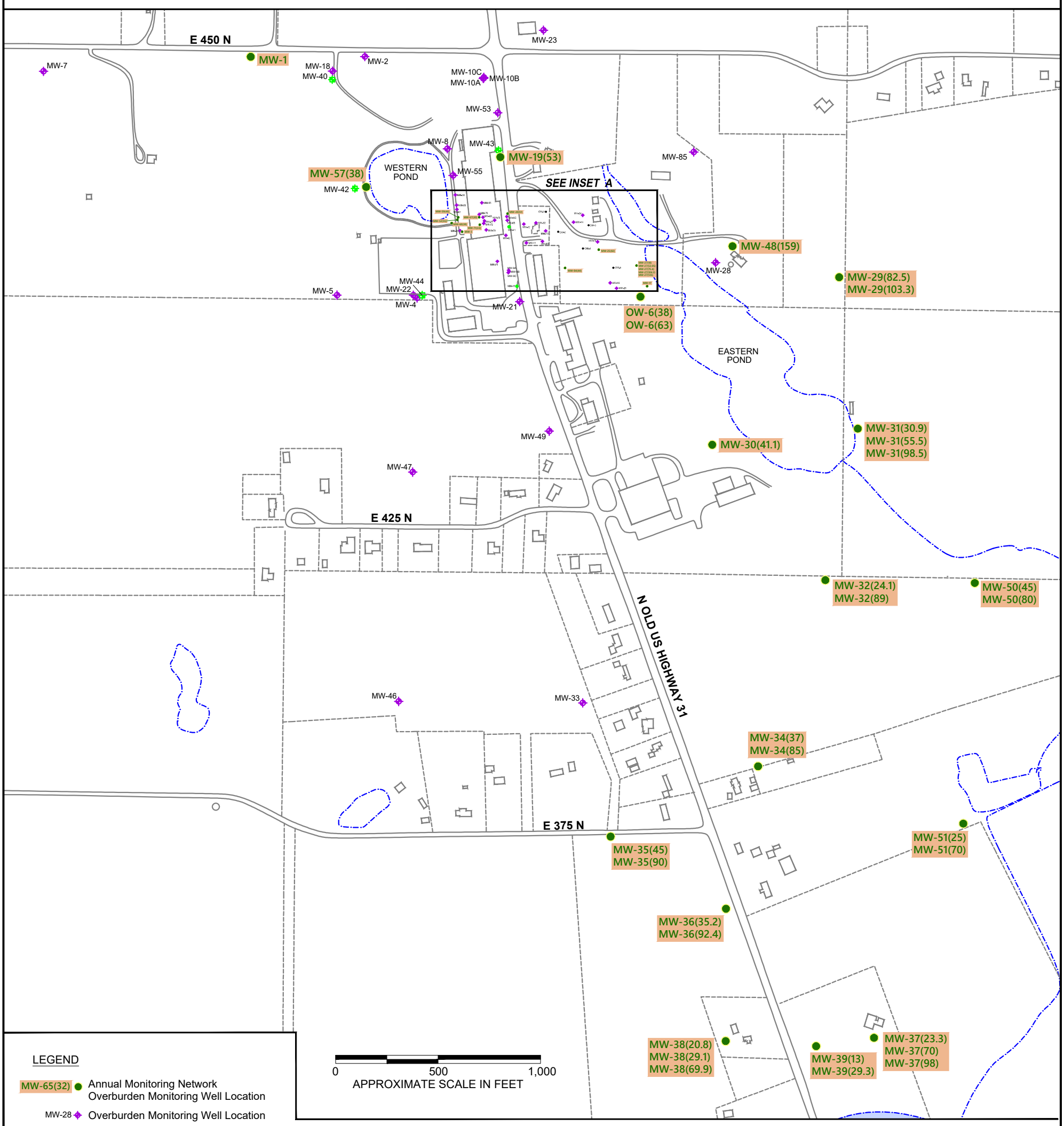

LEGEND

- MW-65(32) Annual Monitoring Network Overburden Monitoring Well Location
- MW-28 Overburden Monitoring Well Location
- MW-40 Bedrock Monitoring Well Location
- OW-5 Observation Monitoring Well Location
- Approximate Property Boundary *(from the Fulton County GIS website)*

REFERENCES:
Wells surveyed by Territorial Engineering; features from Fulton County, Indiana GIS, 2005.

CONSULTANT
WSP USA Inc.

CONSULTANT

DATE	08/25/2025
DESIGNED	---
PREPARED	RLB
REVIEWED	AZ
APPROVED	AZ/PJS

PROJECT/CLIENT
TEXTRON
TORX Facility

TITLE
ANNUAL GROUNDWATER MONITORING LOCATIONS
4366 North Old US Highway 31, Rochester, Indiana

PROJECT NO. US0041841.7417
REV.
FIGURE 2

P:\Textron\TFS\Drawings\TFS Closure Sampling.dwg - Site Plan 2023 - Aug. 25, 2025

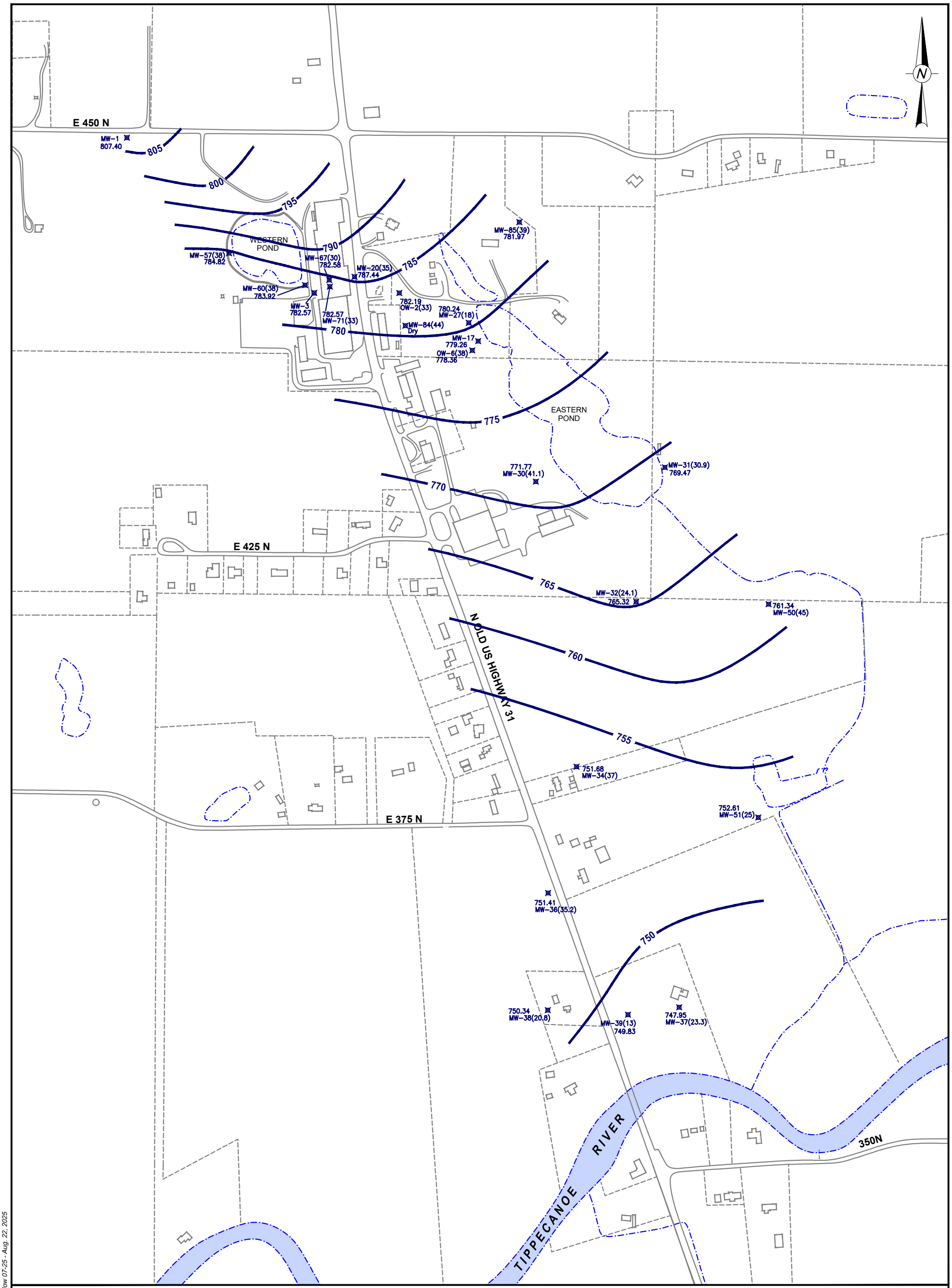

LEGEND

750.34 MW-38(20.8) — Groundwater Elevation (feet) Monitoring Well ID and Screen Depth

775 — Potentiometric Surface Contour (feet)

Approximate Property Boundary *(from the Fulton County GIS website)*

Note: Only shallow overburden monitoring wells used for contouring are shown.

0 500 1,000
APPROXIMATE SCALE IN FEET

REFERENCES:
Wells surveyed by Territorial Engineering; features from Fulton County, Indiana GIS, 2005.

CONSULTANT
WSP USA Inc.

CONSULTANT

DATE	08/22/2025
DESIGNED	---
PREPARED	RLB
REVIEWED	AZ
APPROVED	AZ/PJS

PROJECT/CLIENT
TEXTRON
TORX Facility

TITLE
GROUNDWATER CONTOUR MAP - Shallow Overburden Wells
July 28, 2025 - 4366 North Old US Highway 31, Rochester, Indiana

PROJECT NO. US0041841.7417
REV.
FIGURE 3

P:\Textron\TFS\Drawings\TFS PS Plan 2025 11x17.dwg - Shallow 07-25 - Aug. 22, 2025

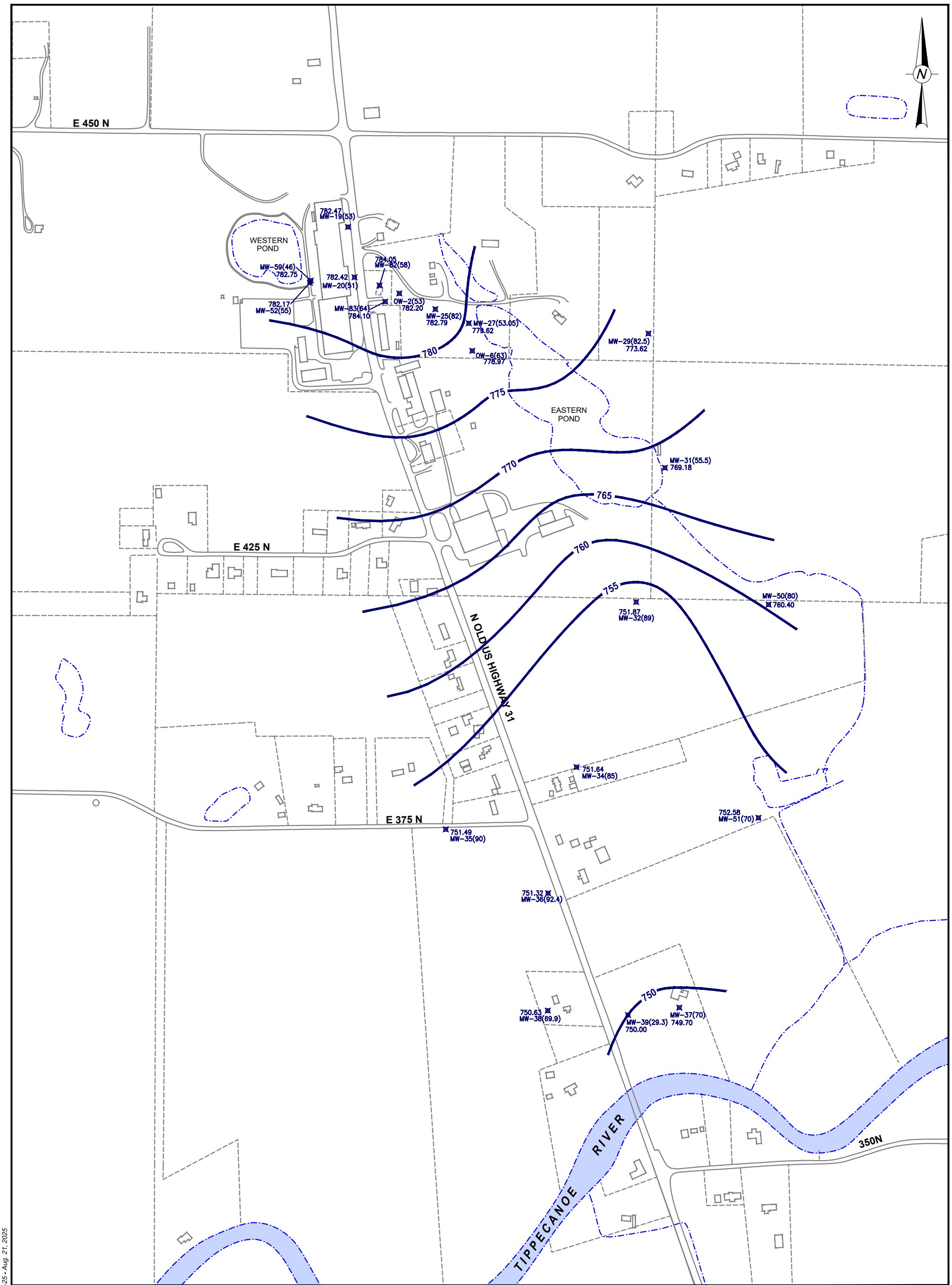

LEGEND

752.58 MW-51(70) — Groundwater Elevation (feet) Monitoring Well ID and Screen Depth

775 — Potentiometric Surface Contour (feet)

Approximate Property Boundary *(from the Fulton County GIS website)*

Note: Only intermediate overburden monitoring wells used for contouring are shown.

0 500 1,000
APPROXIMATE SCALE IN FEET

REFERENCES:
Wells surveyed by Territorial Engineering; features from Fulton County, Indiana GIS, 2005.

CONSULTANT
WSP USA Inc.

CONSULTANT

DATE	08/21/2025
DESIGNED	---
PREPARED	RLB
REVIEWED	AZ
APPROVED	AZ/PJS

PROJECT/CLIENT
TEXTRON
TORX Facility

TITLE
GROUNDWATER CONTOUR MAP - Intermediate Overburden Wells
July 28, 2025 - 4366 North Old US Highway 31, Rochester, Indiana

PROJECT NO. US0041841.7417
REV.
FIGURE 4

P:\Textron\TFS\Drawings\TFS PS Plan 2025 11x17.dwg - Int 07-25 - Aug. 21, 2025

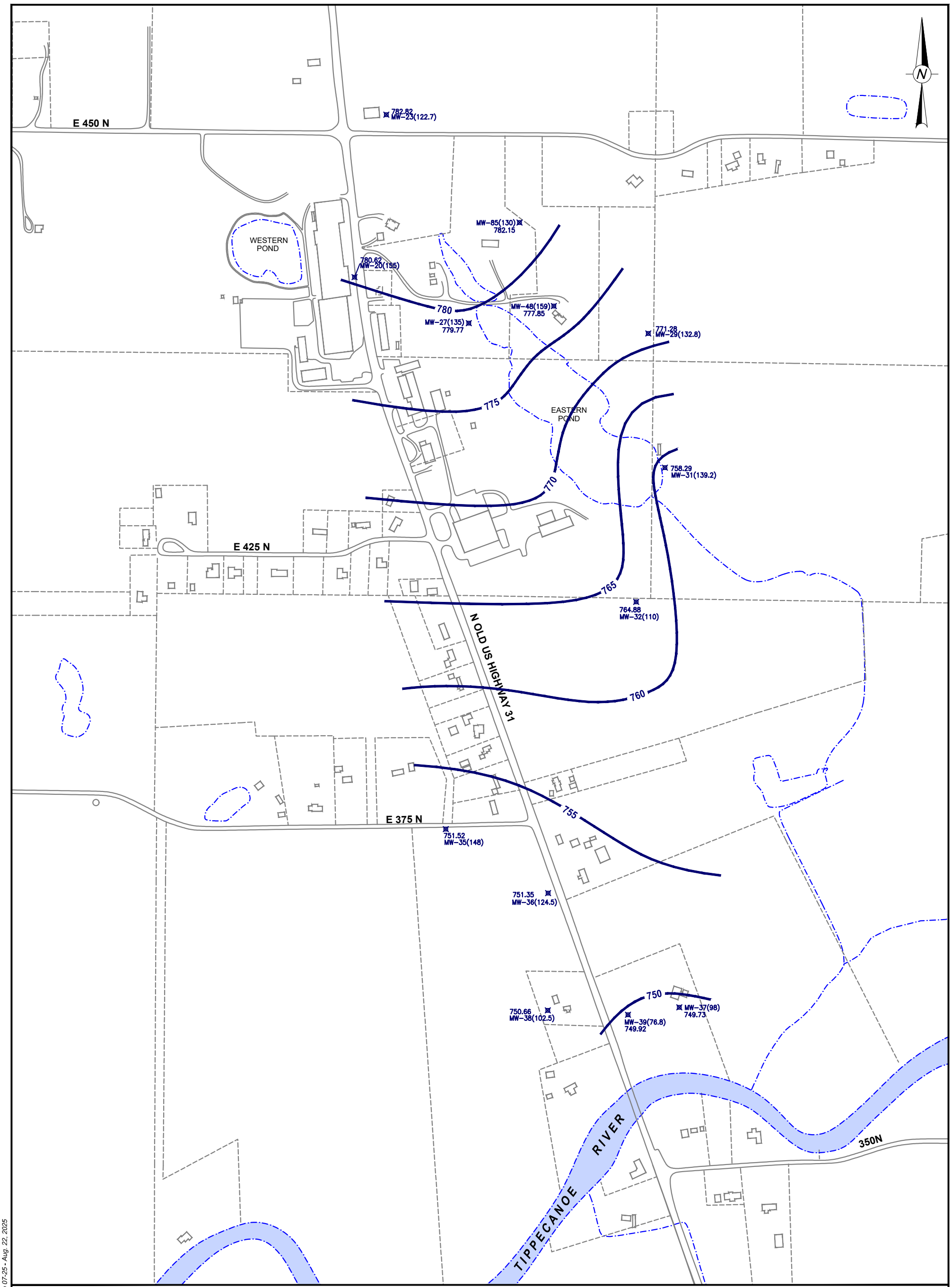

LEGEND

758.29 MW-31(139.2) — Groundwater Elevation (feet) Monitoring Well ID and Screen Depth

775 — Potentiometric Surface Contour (feet)

Approximate Property Boundary *(from the Fulton County GIS website)*

Note: Only deep overburden monitoring wells used for contouring are shown.

0 500 1,000
APPROXIMATE SCALE IN FEET

REFERENCES:
Wells surveyed by Territorial Engineering; features from Fulton County, Indiana GIS, 2005.

CONSULTANT
WSP USA Inc.

CONSULTANT

DATE	08/22/2025
DESIGNED	---
PREPARED	RLB
REVIEWED	AZ
APPROVED	AZ/PJS

PROJECT/CLIENT
TEXTRON
TORX Facility

TITLE
GROUNDWATER CONTOUR MAP - Deep Overburden Wells
July 28, 2025 - 4366 North Old US Highway 31, Rochester, Indiana

PROJECT NO. US0041841.7417 | REV. | FIGURE 5

P:\Textron\TFS\Drawings\TFS PS Plan 2025 11x17.dwg - Deep 07-25 - Aug. 22, 2025

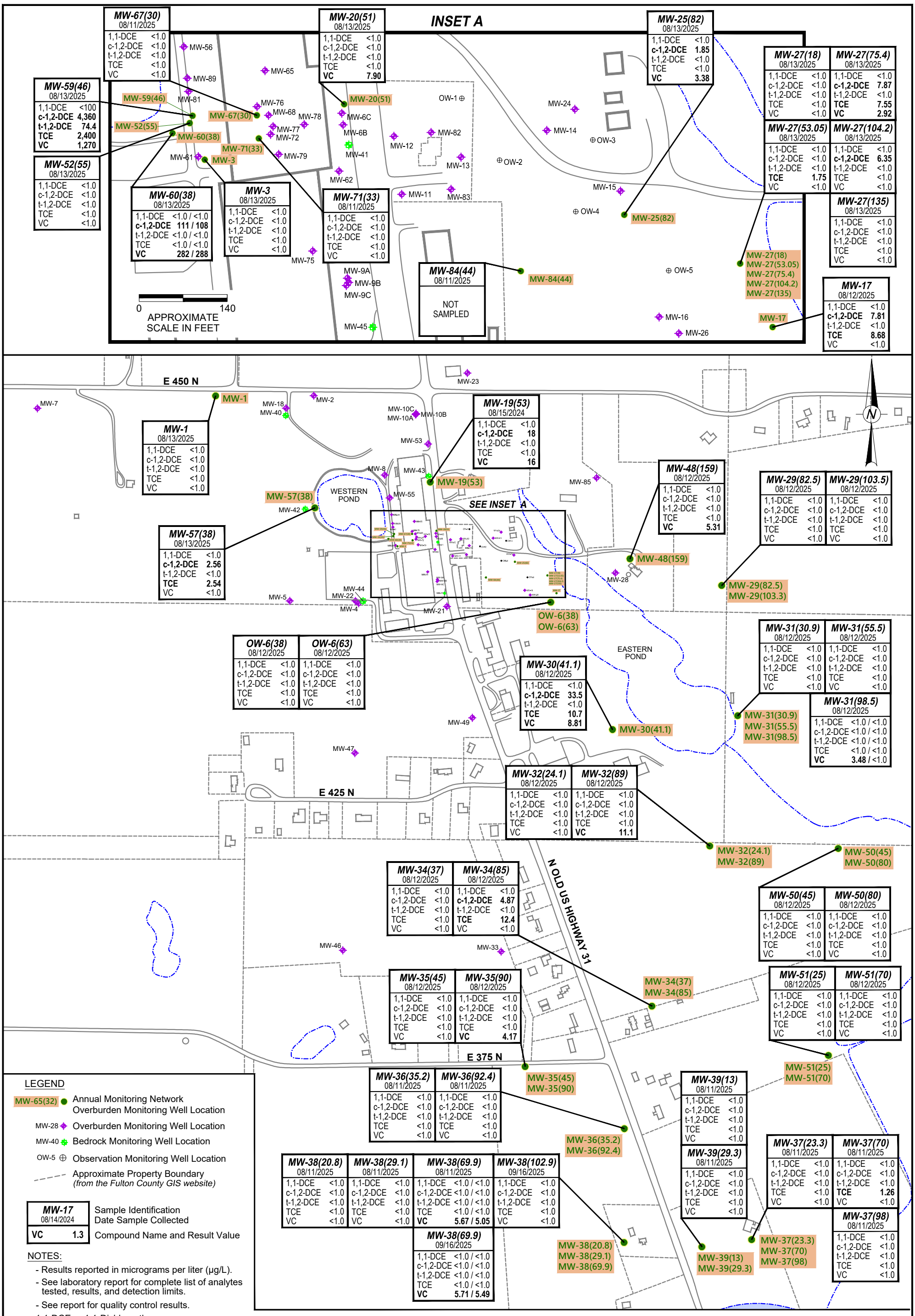

LEGEND

- MW-65(32) — Annual Monitoring Network Overburden Monitoring Well Location
- MW-28 — Overburden Monitoring Well Location
- MW-40 — Bedrock Monitoring Well Location
- OW-5 — Observation Monitoring Well Location
- Approximate Property Boundary *(from the Fulton County GIS website)*

MW-17	
08/14/2024	Sample Identification Date Sample Collected
VC 1.3	Compound Name and Result Value

NOTES:

- Results reported in micrograms per liter (µg/L).
- See laboratory report for complete list of analytes tested, results, and detection limits.
- See report for quality control results.

1,1-DCE - 1,1-Dichloroethene
c-1,2-DCE - cis-1,2-Dichloroethene
t-1,2-DCE - trans-1,2-Dichloroethene
TCE - Trichloroethene
VC - Vinyl Chloride

0 500 1,000
APPROXIMATE SCALE IN FEET

REFERENCES:
Wells surveyed by Territorial Engineering; features from Fulton County, Indiana GIS, 2005.

P:\Textron\TFS\Drawings\TFS Closure Sampling.dwg - VOCs 2025 - Oct. 08, 2025

CONSULTANT
WSP USA Inc.

CONSULTANT
wsp

DATE	10/08/2025
DESIGNED	---
PREPARED	RLB
REVIEWED	ATZ
APPROVED	ATZ/PJS

PROJECT/CLIENT
TEXTRON
TORX Facility
TEXTRON

TITLE
SITE-RELATED VOC CONCENTRATIONS IN GROUNDWATER
Annual 2025 - 4366 North Old US Highway 31, Rochester, Indiana

PROJECT NO. US0041841.7417 | REV. | FIGURE 6

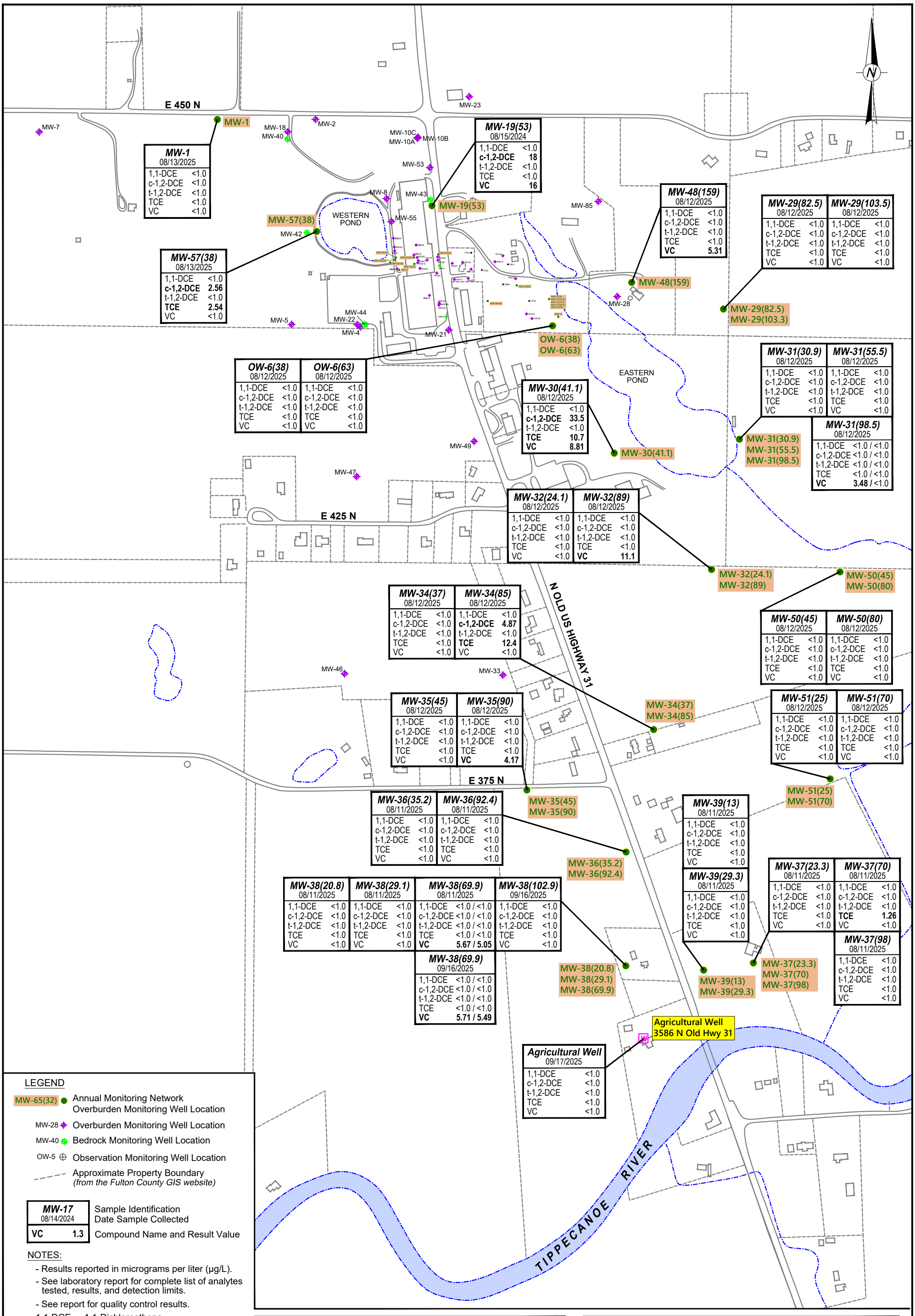

MW-1 08/13/2025	
1,1-DCE	<1.0
c-1,2-DCE	<1.0
t-1,2-DCE	<1.0
TCE	<1.0
VC	<1.0

MW-19(53) 08/15/2024	
1,1-DCE	<1.0
c-1,2-DCE	**18**
t-1,2-DCE	<1.0
TCE	<1.0
VC	**16**

MW-57(38) 08/13/2025	
1,1-DCE	<1.0
c-1,2-DCE	**2.56**
t-1,2-DCE	<1.0
TCE	**2.54**
VC	<1.0

MW-48(159) 08/12/2025	
1,1-DCE	<1.0
c-1,2-DCE	<1.0
t-1,2-DCE	<1.0
TCE	<1.0
VC	**5.31**

MW-29(82.5) 08/12/2025		MW-29(103.5) 08/12/2025	
1,1-DCE	<1.0	1,1-DCE	<1.0
c-1,2-DCE	<1.0	c-1,2-DCE	<1.0
t-1,2-DCE	<1.0	t-1,2-DCE	<1.0
TCE	<1.0	TCE	<1.0
VC	<1.0	VC	<1.0

OW-6(38) 08/12/2025		OW-6(63) 08/12/2025	
1,1-DCE	<1.0	1,1-DCE	<1.0
c-1,2-DCE	<1.0	c-1,2-DCE	<1.0
t-1,2-DCE	<1.0	t-1,2-DCE	<1.0
TCE	<1.0	TCE	<1.0
VC	<1.0	VC	<1.0

MW-30(41.1) 08/12/2025	
1,1-DCE	<1.0
c-1,2-DCE	**33.5**
t-1,2-DCE	<1.0
TCE	**10.7**
VC	**8.81**

MW-31(30.9) 08/12/2025		MW-31(55.5) 08/12/2025	
1,1-DCE	<1.0	1,1-DCE	<1.0
c-1,2-DCE	<1.0	c-1,2-DCE	<1.0
t-1,2-DCE	<1.0	t-1,2-DCE	<1.0
TCE	<1.0	TCE	<1.0
VC	<1.0	VC	<1.0

MW-31(98.5) 08/12/2025	
1,1-DCE	<1.0 / <1.0
c-1,2-DCE	<1.0 / <1.0
t-1,2-DCE	<1.0 / <1.0
TCE	<1.0 / <1.0
VC	**3.48 / <1.0**

MW-32(24.1) 08/12/2025		MW-32(89) 08/12/2025	
1,1-DCE	<1.0	1,1-DCE	<1.0
c-1,2-DCE	<1.0	c-1,2-DCE	<1.0
t-1,2-DCE	<1.0	t-1,2-DCE	<1.0
TCE	<1.0	TCE	<1.0
VC	<1.0	**VC**	**11.1**

MW-50(45) 08/12/2025		MW-50(80) 08/12/2025	
1,1-DCE	<1.0	1,1-DCE	<1.0
c-1,2-DCE	<1.0	c-1,2-DCE	<1.0
t-1,2-DCE	<1.0	t-1,2-DCE	<1.0
TCE	<1.0	TCE	<1.0
VC	<1.0	VC	<1.0

MW-34(37) 08/12/2025		MW-34(85) 08/12/2025	
1,1-DCE	<1.0	1,1-DCE	<1.0
c-1,2-DCE	<1.0	**c-1,2-DCE**	**4.87**
t-1,2-DCE	<1.0	t-1,2-DCE	<1.0
TCE	<1.0	**TCE**	**12.4**
VC	<1.0	VC	<1.0

MW-51(25) 08/12/2025		MW-51(70) 08/12/2025	
1,1-DCE	<1.0	1,1-DCE	<1.0
c-1,2-DCE	<1.0	c-1,2-DCE	<1.0
t-1,2-DCE	<1.0	t-1,2-DCE	<1.0
TCE	<1.0	TCE	<1.0
VC	<1.0	VC	<1.0

MW-35(45) 08/12/2025		MW-35(90) 08/12/2025	
1,1-DCE	<1.0	1,1-DCE	<1.0
c-1,2-DCE	<1.0	c-1,2-DCE	<1.0
t-1,2-DCE	<1.0	t-1,2-DCE	<1.0
TCE	<1.0	TCE	<1.0
VC	<1.0	**VC**	**4.17**

MW-36(35.2) 08/11/2025		MW-36(92.4) 08/11/2025	
1,1-DCE	<1.0	1,1-DCE	<1.0
c-1,2-DCE	<1.0	c-1,2-DCE	<1.0
t-1,2-DCE	<1.0	t-1,2-DCE	<1.0
TCE	<1.0	TCE	<1.0
VC	<1.0	VC	<1.0

MW-39(13) 08/11/2025	
1,1-DCE	<1.0
c-1,2-DCE	<1.0
t-1,2-DCE	<1.0
TCE	<1.0
VC	<1.0

MW-39(29.3) 08/11/2025	
1,1-DCE	<1.0
c-1,2-DCE	<1.0
t-1,2-DCE	<1.0
TCE	<1.0
VC	<1.0

MW-37(23.3) 08/11/2025		MW-37(70) 08/11/2025	
1,1-DCE	<1.0	1,1-DCE	<1.0
c-1,2-DCE	<1.0	c-1,2-DCE	<1.0
t-1,2-DCE	<1.0	t-1,2-DCE	<1.0
TCE	<1.0	**TCE**	**1.26**
VC	<1.0	VC	<1.0

MW-37(98) 08/11/2025	
1,1-DCE	<1.0
c-1,2-DCE	<1.0
t-1,2-DCE	<1.0
TCE	<1.0
VC	<1.0

MW-38(20.8) 08/11/2025		MW-38(29.1) 08/11/2025		MW-38(69.9) 08/11/2025		MW-38(102.9) 09/16/2025	
1,1-DCE	<1.0	1,1-DCE	<1.0	1,1-DCE	<1.0 / <1.0	1,1-DCE	<1.0
c-1,2-DCE	<1.0	c-1,2-DCE	<1.0	c-1,2-DCE	<1.0 / <1.0	c-1,2-DCE	<1.0
t-1,2-DCE	<1.0	t-1,2-DCE	<1.0	t-1,2-DCE	<1.0 / <1.0	t-1,2-DCE	<1.0
TCE	<1.0	TCE	<1.0	TCE	<1.0 / <1.0	TCE	<1.0
VC	<1.0	VC	<1.0	**VC**	**5.67 / 5.05**	VC	<1.0

MW-38(69.9) 09/16/2025	
1,1-DCE	<1.0 / <1.0
c-1,2-DCE	<1.0 / <1.0
t-1,2-DCE	<1.0 / <1.0
TCE	<1.0 / <1.0
VC	**5.71 / 5.49**

Agricultural Well 09/17/2025	
1,1-DCE	<1.0
c-1,2-DCE	<1.0
t-1,2-DCE	<1.0
TCE	<1.0
VC	<1.0

LEGEND

- MW-65(32) — Annual Monitoring Network Overburden Monitoring Well Location
- MW-28 — Overburden Monitoring Well Location
- MW-40 — Bedrock Monitoring Well Location
- OW-5 — Observation Monitoring Well Location
- Approximate Property Boundary *(from the Fulton County GIS website)*

MW-17 08/14/2024	
VC	**1.3**

Sample Identification
Date Sample Collected
Compound Name and Result Value

NOTES:

- Results reported in micrograms per liter (µg/L).
- See laboratory report for complete list of analytes tested, results, and detection limits.
- See report for quality control results.

1,1-DCE - 1,1-Dichloroethene
c-1,2-DCE - cis-1,2-Dichloroethene
t-1,2-DCE - trans-1,2-Dichloroethene
TCE - Trichloroethene
VC - Vinyl Chloride

0 500 1,000
APPROXIMATE SCALE IN FEET

REFERENCES:
Wells surveyed by Territorial Engineering; features from Fulton County, Indiana GIS, 2005.

CONSULTANT
WSP USA Inc.

CONSULTANT

DATE	10/31/2025
DESIGNED	---
PREPARED	RLB
REVIEWED	ATZ
APPROVED	ATZ/PJS

PROJECT/CLIENT
TEXTRON
TORX Facility

TITLE
SOUTHERN MONITORING WELL NETWORK
Annual 2025 - 4366 North Old US Highway 31, Rochester, Indiana

PROJECT NO. US0041841.7417
REV.
FIGURE 7

P:\Textron\TFS\Drawings\TFS Closure Sampling.dwg - South Area 2025 - Oct. 31, 2025

APPENDIX A

GROUNDWATER SAMPLE COLLECTION FORMS

Low-Flow Test Report:

Test Date / Time: 8/13/2025 1:44:46 PM
Project: Textron - 2025 Annual Sampling Event
Operator Name: Dornbusch

Location Name: ATRMW-1 **Latitude: 39.6282753** **Longitude: -84.2359034** **Well Diameter: 2 in** **Casing Type: PVC** **Screen Length: 5 ft** **Top of Screen: 35 ft** **Total Depth: 40.06 ft** **Initial Depth to Water: 32.23 ft**	**Pump Type: Bladder** **Tubing Type: HDPE** **Pump Intake From TOC: 37.5 ft** **Estimated Total Volume Pumped: 16250 ml** **Flow Cell Volume: 130 ml** **Final Flow Rate: 250 ml/min** **Final Draw Down: 0.08 ft**	**Instrument Used: Aqua TROLL 600** **Serial Number: 920477**

Test Notes:

Low-Flow Readings:

Date Time	Elapsed Time	pH	Temperature	Specific Conductivity	RDO Concentration	Turbidity	ORP	Depth to Water	Flow
		+/- 0.2	+/- 0.5	+/- 3 %	+/- 0.2	+/- 10	+/- 20	+/- 0.01	
8/13/2025 1:44 PM	00:00	6.834 pH	22.11 °C	1,016 µS/cm	5.812 mg/L	3.150 NTU	59.0 mV	32.23 ft	250.0 ml/min
8/13/2025 1:49 PM	05:00	6.651 pH	17.73 °C	1,031 µS/cm	5.249 mg/L	6.008 NTU	74.1 mV	32.26 ft	250.0 ml/min
8/13/2025 1:54 PM	10:00	6.670 pH	17.59 °C	1,037 µS/cm	5.129 mg/L	8.213 NTU	65.8 mV	32.28 ft	250.0 ml/min
8/13/2025 1:59 PM	15:00	6.680 pH	17.22 °C	1,048 µS/cm	4.829 mg/L	6.572 NTU	56.7 mV	32.29 ft	250.0 ml/min
8/13/2025 2:04 PM	20:00	6.684 pH	17.00 °C	1,058 µS/cm	4.726 mg/L	1.477 NTU	46.0 mV	32.30 ft	250.0 ml/min
8/13/2025 2:09 PM	25:00	6.689 pH	17.19 °C	1,074 µS/cm	4.823 mg/L	1.585 NTU	25.9 mV	32.30 ft	250.0 ml/min
8/13/2025 2:14 PM	30:00	6.677 pH	16.98 °C	1,101 µS/cm	4.878 mg/L	1.129 NTU	-3.9 mV	32.30 ft	250.0 ml/min
8/13/2025 2:19 PM	35:00	6.659 pH	16.67 °C	1,128 µS/cm	4.732 mg/L	0.994 NTU	-23.3 mV	32.31 ft	250.0 ml/min
8/13/2025 2:24 PM	40:00	6.651 pH	17.03 °C	1,153 µS/cm	4.647 mg/L	0.514 NTU	-34.5 mV	32.31 ft	250.0 ml/min
8/13/2025 2:29 PM	45:00	6.672 pH	17.28 °C	1,171 µS/cm	4.689 mg/L	0.589 NTU	-40.8 mV	32.31 ft	250.0 ml/min
8/13/2025 2:34 PM	50:00	6.694 pH	16.72 °C	1,179 µS/cm	4.654 mg/L	0.353 NTU	-43.3 mV	32.31 ft	250.0 ml/min
8/13/2025 2:39 PM	55:00	6.690 pH	17.20 °C	1,190 µS/cm	4.589 mg/L	0.426 NTU	-44.6 mV	32.31 ft	250.0 ml/min
8/13/2025 2:44 PM	01:00:00	6.710 pH	17.33 °C	1,185 µS/cm	4.610 mg/L	0.303 NTU	-45.3 mV	32.31 ft	250.0 ml/min
8/13/2025 2:49 PM	01:05:00	6.699 pH	17.42 °C	1,200 µS/cm	4.604 mg/L	0.261 NTU	-45.5 mV	32.31 ft	250.0 ml/min

Samples

Sample ID:	Description:
ATR-MW1-G081325	Sample collect at 1453 for VOCs

Low-Flow Test Report:

Test Date / Time: 8/13/2025 9:12:44 AM
Project: Textron - 2025 Annual Sampling Event
Operator Name: Dornbusch

Location Name: ATRMW-3 **Latitude: 39.62839771** **Longitude: -84.23594454** **Well Diameter: 2 in** **Casing Type: PVC** **Screen Length: 5 ft** **Top of Screen: 28 ft** **Total Depth: 33.33 ft** **Initial Depth to Water: 22.8 ft**	**Pump Type: Bladder** **Tubing Type: HDPE** **Pump Intake From TOC: 30 ft** **Estimated Total Volume Pumped: 11250 ml** **Flow Cell Volume: 130 ml** **Final Flow Rate: 250 ml/min** **Final Draw Down: 0 ft**	**Instrument Used: Aqua TROLL 600** **Serial Number: 920477**

Test Notes:

Low-Flow Readings:

Date Time	Elapsed Time	pH	Temperature	Specific Conductivity	RDO Concentration	Turbidity	ORP	Depth to Water	Flow
		+/- 0.2	+/- 0.5	+/- 3 %	+/- 0.2	+/- 10	+/- 20	+/- 0.01	
8/13/2025 9:12 AM	00:00	6.921 pH	16.57 °C	549.9 µS/cm	2.848 mg/L	2.860 NTU	-98.3 mV	22.80 ft	250.0 ml/min
8/13/2025 9:17 AM	05:00	6.767 pH	14.66 °C	530.6 µS/cm	0.089 mg/L	0.000 NTU	-101.4 mV	22.80 ft	250.0 ml/min
8/13/2025 9:22 AM	10:00	6.808 pH	14.48 °C	489.0 µS/cm	0.079 mg/L	0.000 NTU	-103.3 mV	22.80 ft	250.0 ml/min
8/13/2025 9:27 AM	15:00	6.881 pH	14.39 °C	452.5 µS/cm	0.144 mg/L	0.000 NTU	-106.7 mV	22.80 ft	250.0 ml/min
8/13/2025 9:32 AM	20:00	6.946 pH	14.38 °C	430.7 µS/cm	0.228 mg/L	0.000 NTU	-109.7 mV	22.80 ft	250.0 ml/min
8/13/2025 9:37 AM	25:00	7.015 pH	14.32 °C	405.2 µS/cm	0.338 mg/L	0.000 NTU	-112.5 mV	22.80 ft	250.0 ml/min
8/13/2025 9:42 AM	30:00	7.060 pH	14.35 °C	394.0 µS/cm	0.472 mg/L	0.000 NTU	-114.0 mV	22.80 ft	250.0 ml/min
8/13/2025 9:47 AM	35:00	7.089 pH	14.29 °C	379.0 µS/cm	0.427 mg/L	0.000 NTU	-114.8 mV	22.80 ft	250.0 ml/min
8/13/2025 9:52 AM	40:00	7.112 pH	14.28 °C	373.6 µS/cm	0.567 mg/L	0.000 NTU	-115.2 mV	22.80 ft	250.0 ml/min
8/13/2025 9:57 AM	45:00	7.117 pH	14.22 °C	369.5 µS/cm	0.562 mg/L	0.000 NTU	-114.3 mV	22.80 ft	250.0 ml/min

Samples

Sample ID:	Description:
ATR-MW3-G081325	Sample collected at 1000 for VOCs

Low-Flow Test Report:

Test Date / Time: 8/12/2025 4:53:54 PM
Project: Textron - 2025 Annual Sampling Event
Operator Name: Dornbusch

Location Name: ATRMW-17 **Latitude: 39.62839738** **Longitude: -84.23594519** **Well Diameter: 2 in** **Casing Type: PVC** **Screen Length: 5 ft** **Top of Screen: 37 ft** **Total Depth: 42.62 ft** **Initial Depth to Water: 5.36 ft**	**Pump Type: Bladder** **Tubing Type: HDPE** **Pump Intake From TOC: 39 ft** **Estimated Total Volume Pumped: 5000 ml** **Flow Cell Volume: 130 ml** **Final Flow Rate: 250 ml/min** **Final Draw Down: 0 ft**	**Instrument Used: Aqua TROLL 600** **Serial Number: 920477**

Test Notes:

Low-Flow Readings:

Date Time	Elapsed Time	pH	Temperature	Specific Conductivity	RDO Concentration	Turbidity	ORP	Depth to Water	Flow
		+/- 0.2	+/- 0.5	+/- 3 %	+/- 0.2	+/- 10	+/- 20	+/- 0.01	
8/12/2025 4:53 PM	00:00	7.176 pH	19.10 °C	656.4 µS/cm	0.539 mg/L	0.000 NTU	-106.1 mV	5.360 ft	250.0 ml/min
8/12/2025 4:58 PM	05:00	7.177 pH	18.49 °C	656.7 µS/cm	0.212 mg/L	0.000 NTU	-116.6 mV	5.360 ft	250.0 ml/min
8/12/2025 5:03 PM	10:00	7.167 pH	18.17 °C	660.9 µS/cm	0.184 mg/L	0.000 NTU	-113.5 mV	5.360 ft	250.0 ml/min
8/12/2025 5:08 PM	15:00	7.170 pH	18.22 °C	660.7 µS/cm	0.167 mg/L	0.000 NTU	-116.5 mV	5.360 ft	250.0 ml/min
8/12/2025 5:13 PM	20:00	7.180 pH	17.84 °C	656.7 µS/cm	0.156 mg/L	0.000 NTU	-118.6 mV	5.360 ft	250.0 ml/min

Samples

Sample ID:	Description:
ATR-MW17-G081225	Sample collected at 1717 for VOCs

Low-Flow Test Report:

Test Date / Time: 8/13/2025 8:03:53 AM
Project: Textron - 2025 Annual Sampling Event
Operator Name: Dornbusch

Location Name: ATRMW-19(53) **Latitude: 39.6283929** **Longitude: -84.23594497** **Well Diameter: 2 in** **Casing Type: PVC** **Screen Length: 10 ft** **Top of Screen: 42 ft** **Total Depth: 52.86 ft** **Initial Depth to Water: 27.13 ft**	**Pump Type: Bladder** **Tubing Type: HDPE** **Pump Intake From TOC: 49 ft** **Estimated Total Volume Pumped: 11270.833 ml** **Flow Cell Volume: 130 ml** **Final Flow Rate: 250 ml/min** **Final Draw Down: 0 ft**	**Instrument Used: Aqua TROLL 600** **Serial Number: 920477**

Test Notes:
Specific Conductivity probe malfunctioned resulting in erroneous readings; purging paused at 0818 to recalibrate specific conductivity; purging continued at 0828

Low-Flow Readings:

Date Time	Elapsed Time	pH	Temperature	Specific Conductivity	RDO Concentration	Turbidity	ORP	Depth to Water	Flow
		+/- 0.2	+/- 0.5	+/- 3 %	+/- 0.2	+/- 10	+/- 20	+/- 0.01	
8/13/2025 8:03 AM	00:00	7.417 pH	19.19 °C	75,631 µS/cm	5.796 mg/L	1.787 NTU	166.2 mV	27.13 ft	250.0 ml/min
8/13/2025 8:08 AM	05:00	7.223 pH	19.45 °C	78,860 µS/cm	1.438 mg/L	11.90 NTU	-88.5 mV	27.13 ft	250.0 ml/min
8/13/2025 8:13 AM	10:00	7.225 pH	17.34 °C	78,681 µS/cm	0.252 mg/L	5.248 NTU	-110.8 mV	27.13 ft	250.0 ml/min
8/13/2025 8:18 AM	15:00	7.224 pH	16.90 °C	79,068 µS/cm	0.137 mg/L	5.536 NTU	-115.8 mV	27.13 ft	250.0 ml/min
8/13/2025 8:28 AM	25:05	6.971 pH	21.57 °C	7,066 µS/cm	7.362 mg/L	11.76 NTU	197.2 mV	27.13 ft	250.0 ml/min
8/13/2025 8:33 AM	30:05	7.214 pH	17.21 °C	591.7 µS/cm	0.235 mg/L	2.083 NTU	-149.1 mV	27.13 ft	250.0 ml/min
8/13/2025 8:38 AM	35:05	7.221 pH	16.67 °C	591.0 µS/cm	0.159 mg/L	3.524 NTU	-147.5 mV	27.13 ft	250.0 ml/min
8/13/2025 8:43 AM	40:05	7.244 pH	16.65 °C	587.9 µS/cm	0.133 mg/L	1.274 NTU	-149.8 mV	27.13 ft	250.0 ml/min
8/13/2025 8:48 AM	45:05	7.249 pH	16.70 °C	588.4 µS/cm	0.145 mg/L	1.312 NTU	-146.4 mV	27.13 ft	250.0 ml/min

Samples

Sample ID:	Description:
ATR-MW19(53)-G081325	Sample collected at 0850 for VOCs

Low-Flow Test Report:

Test Date / Time: 8/13/2025 2:15:16 PM
Project: Textron - 2025 Annual Sampling Event
Operator Name: Timmers

Location Name: ATRMW-20(51) **Latitude: 39.6284079** **Longitude: -84.2359411** **Well Diameter: 2 in** **Casing Type: PVC** **Screen Length: 5 ft** **Top of Screen: 45 ft** **Total Depth: 50.35 ft** **Initial Depth to Water: 27.96 ft**	**Pump Type: Bladder** **Tubing Type: HDPE** **Pump Intake From TOC: 46.5 ft** **Estimated Total Volume Pumped: 5625 ml** **Flow Cell Volume: 130 ml** **Final Flow Rate: 225 ml/min** **Final Draw Down: 0 ft**	**Instrument Used: Aqua TROLL 600** **Serial Number: 1034955**

Test Notes:

Weather Conditions:
Sunny 82F

Low-Flow Readings:

Date Time	Elapsed Time	pH	Temperature	Specific Conductivity	RDO Concentration	Turbidity	ORP	Depth to Water	Flow
		+/- 0.2	+/- 0.5	+/- 3 %	+/- 0.2	+/- 10	+/- 20	+/- 0.01	
8/13/2025 2:15 PM	00:00	7.421 pH	22.11 °C	225.9 µS/cm	4.091 mg/L	12.17 NTU	-118.2 mV	27.96 ft	225.0 ml/min
8/13/2025 2:20 PM	05:00	7.145 pH	17.37 °C	405.9 µS/cm	1.031 mg/L	4.465 NTU	-131.9 mV	27.96 ft	225.0 ml/min
8/13/2025 2:25 PM	10:00	7.057 pH	17.10 °C	443.4 µS/cm	0.735 mg/L	2.113 NTU	-134.5 mV	27.96 ft	225.0 ml/min
8/13/2025 2:30 PM	15:00	7.014 pH	16.67 °C	458.6 µS/cm	0.669 mg/L	1.206 NTU	-134.4 mV	27.96 ft	225.0 ml/min
8/13/2025 2:35 PM	20:00	6.986 pH	16.52 °C	460.2 µS/cm	0.646 mg/L	0.978 NTU	-134.9 mV	27.96 ft	225.0 ml/min
8/13/2025 2:40 PM	25:00	6.963 pH	16.27 °C	464.2 µS/cm	0.739 mg/L	2.342 NTU	-133.3 mV	27.96 ft	225.0 ml/min

Samples

Sample ID:	Description:
ATR-MW20(51)-G081325	Sample collected at 1443 for VOCs

Created using VuSitu from In-Situ, Inc.

Low-Flow Test Report:

Test Date / Time: 8/13/2025 12:30:41 PM
Project: Textron - 2025 Annual Sampling Event
Operator Name: Timmers

Location Name: ATRMW-25(82) **Latitude: 39.62839119** **Longitude: -84.23594869** **Well Diameter: 2 in** **Casing Type: PVC** **Screen Length: 10 ft** **Top of Screen: 71 ft** **Total Depth: 81.41 ft** **Initial Depth to Water: 12.01 ft**	**Pump Type: Bladder** **Tubing Type: HDPE** **Pump Intake From TOC: 74 ft** **Estimated Total Volume Pumped: 12000 ml** **Flow Cell Volume: 130 ml** **Final Flow Rate: 250 ml/min** **Final Draw Down: 0.02 ft**	**Instrument Used: Aqua TROLL 600** **Serial Number: 1034955**

Test Notes:
Sunshine/clouds messing with temp

Weather Conditions:
Overcast 80F

Low-Flow Readings:

Date Time	Elapsed Time	pH	Temperature	Specific Conductivity	RDO Concentration	Turbidity	ORP	Depth to Water	Flow
		+/- 0.2	+/- 0.5	+/- 3 %	+/- 0.2	+/- 10	+/- 20	+/- 0.01	
8/13/2025 12:30 PM	00:00	7.254 pH	19.73 °C	575.7 µS/cm	10.69 mg/L	0.902 NTU	29.6 mV	12.01 ft	150.0 ml/min
8/13/2025 12:35 PM	05:00	6.923 pH	17.69 °C	617.2 µS/cm	5.413 mg/L	3.493 NTU	43.5 mV	12.01 ft	250.0 ml/min
8/13/2025 12:40 PM	10:00	6.931 pH	16.25 °C	616.7 µS/cm	1.198 mg/L	0.241 NTU	-79.0 mV	12.03 ft	250.0 ml/min
8/13/2025 12:45 PM	15:00	6.947 pH	16.01 °C	619.3 µS/cm	0.687 mg/L	0.295 NTU	-100.8 mV	12.03 ft	250.0 ml/min
8/13/2025 12:50 PM	20:00	6.939 pH	15.69 °C	617.0 µS/cm	0.598 mg/L	0.515 NTU	-102.6 mV	12.03 ft	250.0 ml/min
8/13/2025 12:55 PM	25:00	6.940 pH	15.51 °C	620.4 µS/cm	0.543 mg/L	0.220 NTU	-103.9 mV	12.03 ft	250.0 ml/min
8/13/2025 1:00 PM	30:00	6.940 pH	16.10 °C	625.6 µS/cm	0.537 mg/L	0.417 NTU	-106.6 mV	12.03 ft	250.0 ml/min
8/13/2025 1:05 PM	35:00	6.963 pH	15.52 °C	620.8 µS/cm	0.517 mg/L	0.850 NTU	-108.1 mV	12.03 ft	250.0 ml/min
8/13/2025 1:10 PM	40:00	6.976 pH	15.98 °C	621.4 µS/cm	0.504 mg/L	0.268 NTU	-109.8 mV	12.03 ft	250.0 ml/min
8/13/2025 1:15 PM	45:00	7.015 pH	16.05 °C	621.0 µS/cm	0.471 mg/L	0.317 NTU	-112.3 mV	12.03 ft	250.0 ml/min
8/13/2025 1:20 PM	50:00	7.075 pH	16.22 °C	623.2 µS/cm	0.450 mg/L	0.247 NTU	-116.0 mV	12.03 ft	250.0 ml/min

Samples

Sample ID:	Description:
ATR-MW25(82)-G081325	Sample collected at 1324 for VOCs
ATR-FB001-081325	Field blank collected at 1338 near MW25(82) with D/I water from the lab

Created using VuSitu from In-Situ, Inc.

Low-Flow Test Report:

Test Date / Time: 8/13/2025 8:22:10 AM
Project: Textron - 2025 Annual Sampling Event
Operator Name: Timmers

Location Name: ATRMW-27(18) **Latitude: 39.6283742** **Longitude: -84.235957** **Well Diameter: 2 in** **Casing Type: PVC** **Screen Length: 5 ft** **Top of Screen: 14.5 ft** **Total Depth: 20.19 ft** **Initial Depth to Water: 6.31 ft**	**Pump Type: Bladder** **Tubing Type: HDPE** **Pump Intake From TOC: 16 ft** **Estimated Total Volume Pumped: 5625 ml** **Flow Cell Volume: 130 ml** **Final Flow Rate: 225 ml/min** **Final Draw Down: -0.01 ft**	**Instrument Used: Aqua TROLL 600** **Serial Number: 1034955**

Test Notes:

Weather Conditions:
Foggy 70F

Low-Flow Readings:

Date Time	Elapsed Time	pH	Temperature	Specific Conductivity	RDO Concentration	Turbidity	ORP	Depth to Water	Flow
		+/- 0.2	+/- 0.5	+/- 3 %	+/- 0.2	+/- 10	+/- 20	+/- 0.01	
8/13/2025 8:22 AM	00:00	6.862 pH	19.10 °C	570.4 µS/cm	5.325 mg/L	41.19 NTU	155.4 mV	6.300 ft	225.0 ml/min
8/13/2025 8:27 AM	05:00	7.099 pH	17.12 °C	569.9 µS/cm	0.814 mg/L	0.000 NTU	-114.6 mV	6.300 ft	225.0 ml/min
8/13/2025 8:32 AM	10:00	7.126 pH	16.66 °C	572.9 µS/cm	0.672 mg/L	0.000 NTU	-136.4 mV	6.300 ft	225.0 ml/min
8/13/2025 8:37 AM	15:00	7.153 pH	16.67 °C	581.6 µS/cm	0.663 mg/L	0.140 NTU	-152.4 mV	6.300 ft	225.0 ml/min
8/13/2025 8:42 AM	20:00	7.173 pH	16.52 °C	586.6 µS/cm	0.530 mg/L	0.079 NTU	-158.1 mV	6.300 ft	225.0 ml/min
8/13/2025 8:47 AM	25:00	7.181 pH	16.57 °C	590.1 µS/cm	0.613 mg/L	0.007 NTU	-158.7 mV	6.300 ft	225.0 ml/min

Samples

Sample ID:	Description:
ATR-MW27(18)-G081325	Sample collected at 0850 for VOCs

Low-Flow Test Report:

Test Date / Time: 8/13/2025 9:04:19 AM
Project: Textron - 2025 Annual Sampling Event
Operator Name: Timmers

Location Name: ATRMW-27(53.05) **Latitude: 39.6283857** **Longitude: -84.235962** **Well Diameter: 2 in** **Casing Type: PVC** **Screen Length: 5 ft** **Top of Screen: 47.5 ft** **Total Depth: 55.35 ft** **Initial Depth to Water: 5.55 ft**	**Pump Type: Bladder** **Tubing Type: HDPE** **Pump Intake From TOC: 49 ft** **Estimated Total Volume Pumped: 4500 ml** **Flow Cell Volume: 130 ml** **Final Flow Rate: 225 ml/min** **Final Draw Down: 0.02 ft**	**Instrument Used: Aqua TROLL 600** **Serial Number: 1034955**

Test Notes:

Weather Conditions:
Foggy 71F

Low-Flow Readings:

Date Time	Elapsed Time	pH	Temperature	Specific Conductivity	RDO Concentration	Turbidity	ORP	Depth to Water	Flow
		+/- 0.2	+/- 0.5	+/- 3 %	+/- 0.2	+/- 10	+/- 20	+/- 0.01	
8/13/2025 9:04 AM	00:00	7.256 pH	19.03 °C	562.3 µS/cm	1.362 mg/L	0.788 NTU	-150.3 mV	5.570 ft	225.0 ml/min
8/13/2025 9:09 AM	05:00	6.962 pH	16.12 °C	606.6 µS/cm	1.047 mg/L	0.055 NTU	-28.7 mV	5.570 ft	225.0 ml/min
8/13/2025 9:14 AM	10:00	6.923 pH	15.71 °C	615.6 µS/cm	0.324 mg/L	0.000 NTU	-16.3 mV	5.570 ft	225.0 ml/min
8/13/2025 9:19 AM	15:00	6.921 pH	15.53 °C	616.5 µS/cm	0.304 mg/L	0.000 NTU	-10.4 mV	5.570 ft	225.0 ml/min
8/13/2025 9:24 AM	20:00	6.932 pH	15.42 °C	614.2 µS/cm	0.270 mg/L	0.000 NTU	-6.3 mV	5.570 ft	225.0 ml/min

Samples

Sample ID:	Description:
ATR-MW27(53.05)-G081325	Sample collected at 0927 for VOCs

Low-Flow Test Report:

Test Date / Time: 8/13/2025 9:41:38 AM
Project: Textron - 2025 Annual Sampling Event
Operator Name: Timmers

Location Name: ATRMW-27(75.4) **Latitude: 39.6283836** **Longitude: -84.2359611** **Well Diameter: 2 in** **Casing Type: PVC** **Screen Length: 5 ft** **Top of Screen: 72 ft** **Total Depth: 77.76 ft** **Initial Depth to Water: 5.48 ft**	**Pump Type: Bladder** **Tubing Type: HDPE** **Pump Intake From TOC: 73.5 ft** **Estimated Total Volume Pumped: 4702.5 ml** **Flow Cell Volume: 130 ml** **Final Flow Rate: 225 ml/min** **Final Draw Down: 0.01 ft**	**Instrument Used: Aqua TROLL 600** **Serial Number: 1034955**

Test Notes:

Weather Conditions:
Overcast 72F

Low-Flow Readings:

Date Time	Elapsed Time	pH	Temperature	Specific Conductivity	RDO Concentration	Turbidity	ORP	Depth to Water	Flow
		+/- 0.2	+/- 0.5	+/- 3 %	+/- 0.2	+/- 10	+/- 20	+/- 0.01	
8/13/2025 9:41 AM	00:00	6.999 pH	18.95 °C	622.3 µS/cm	1.038 mg/L	0.081 NTU	-18.0 mV	5.490 ft	225.0 ml/min
8/13/2025 9:47 AM	05:54	6.991 pH	15.72 °C	839.3 µS/cm	0.568 mg/L	0.235 NTU	-86.6 mV	5.490 ft	225.0 ml/min
8/13/2025 9:52 AM	10:54	7.000 pH	15.73 °C	860.9 µS/cm	0.290 mg/L	0.231 NTU	-101.0 mV	5.490 ft	225.0 ml/min
8/13/2025 9:57 AM	15:54	7.000 pH	15.46 °C	851.9 µS/cm	0.266 mg/L	0.330 NTU	-103.2 mV	5.490 ft	225.0 ml/min
8/13/2025 10:02 AM	20:54	6.998 pH	15.29 °C	842.9 µS/cm	0.255 mg/L	1.480 NTU	-103.0 mV	5.490 ft	225.0 ml/min

Samples

Sample ID:	Description:
ATR-MW27(75.4)-G081325	Sample collected at 1006 for VOCs

Low-Flow Test Report:

Test Date / Time: 8/13/2025 10:25:49 AM
Project: Textron - 2025 Annual Sampling Event
Operator Name: Timmers

Location Name: ATRMW-27(104.2) **Latitude: 39.62838874** **Longitude: -84.23595737** **Well Diameter: 2 in** **Casing Type: PVC** **Screen Length: 5 ft** **Top of Screen: 95 ft** **Total Depth: 106.55 ft** **Initial Depth to Water: 6.17 ft**	**Pump Type: Bladder** **Tubing Type: HDPE** **Pump Intake From TOC: 96.5 ft** **Estimated Total Volume Pumped: 4000 ml** **Flow Cell Volume: 130 ml** **Final Flow Rate: 200 ml/min** **Final Draw Down: 0.01 ft**	**Instrument Used: Aqua TROLL 600** **Serial Number: 1034955**

Test Notes:

Weather Conditions:
Overcast 72F

Low-Flow Readings:

Date Time	Elapsed Time	pH	Temperature	Specific Conductivity	RDO Concentration	Turbidity	ORP	Depth to Water	Flow
		+/- 0.2	+/- 0.5	+/- 3 %	+/- 0.2	+/- 10	+/- 20	+/- 0.01	
8/13/2025 10:25 AM	00:00	7.202 pH	18.90 °C	650.8 µS/cm	1.972 mg/L	5.818 NTU	-100.8 mV	6.170 ft	200.0 ml/min
8/13/2025 10:30 AM	05:00	7.197 pH	15.91 °C	616.8 µS/cm	0.636 mg/L	0.000 NTU	-104.4 mV	6.180 ft	200.0 ml/min
8/13/2025 10:35 AM	10:00	7.178 pH	15.01 °C	620.9 µS/cm	0.239 mg/L	0.000 NTU	-108.6 mV	6.180 ft	200.0 ml/min
8/13/2025 10:40 AM	15:00	7.182 pH	15.17 °C	622.3 µS/cm	0.206 mg/L	0.000 NTU	-111.1 mV	6.180 ft	200.0 ml/min
8/13/2025 10:45 AM	20:00	7.195 pH	14.92 °C	621.9 µS/cm	0.187 mg/L	0.000 NTU	-112.4 mV	6.180 ft	200.0 ml/min

Samples

Sample ID:	Description:
ATR-MW27(104.2)-G081325	Sample collected at 1049 for VOCs

Low-Flow Test Report:

Test Date / Time: 8/13/2025 11:16:58 AM
Project: Textron - 2025 Annual Sampling Event
Operator Name: Timmers

Location Name: ATRMW-27(135) **Latitude: 39.6284263** **Longitude: -84.2359403** **Well Diameter: 2 in** **Casing Type: PVC** **Screen Length: 5 ft** **Top of Screen: 131 ft** **Total Depth: 137.29 ft** **Initial Depth to Water: 6.17 ft**	**Pump Type: Bladder** **Tubing Type: HDPE** **Pump Intake From TOC: 132.5 ft** **Estimated Total Volume Pumped: 3750 ml** **Flow Cell Volume: 130 ml** **Final Flow Rate: 250 ml/min** **Final Draw Down: 0.02 ft**	**Instrument Used: Aqua TROLL 600** **Serial Number: 1034955**

Test Notes:

Weather Conditions:
Overcast 74F

Low-Flow Readings:

Date Time	Elapsed Time	pH	Temperature	Specific Conductivity	RDO Concentration	Turbidity	ORP	Depth to Water	Flow
		+/- 0.2	+/- 0.5	+/- 3 %	+/- 0.2	+/- 10	+/- 20	+/- 0.01	
8/13/2025 11:16 AM	00:00	7.376 pH	20.52 °C	511.5 µS/cm	1.837 mg/L	5.903 NTU	-115.2 mV	6.170 ft	250.0 ml/min
8/13/2025 11:21 AM	05:00	7.169 pH	15.28 °C	555.5 µS/cm	0.307 mg/L	0.000 NTU	-123.7 mV	6.190 ft	250.0 ml/min
8/13/2025 11:26 AM	10:00	7.150 pH	15.17 °C	561.1 µS/cm	0.246 mg/L	0.000 NTU	-129.5 mV	6.190 ft	250.0 ml/min
8/13/2025 11:31 AM	15:00	7.178 pH	15.00 °C	563.4 µS/cm	0.256 mg/L	0.001 NTU	-132.9 mV	6.190 ft	250.0 ml/min

Samples

Sample ID:	Description:
ATR-MW27(135)-G081325	Sample collected at 1139 for VOCs

Created using VuSitu from In-Situ, Inc.

Low-Flow Test Report:

Test Date / Time: 8/12/2025 3:46:23 PM
Project: Textron - 2025 Annual Sampling Event
Operator Name: Timmers

Location Name: ATRMW-29(82.5) **Latitude: 39.62838862** **Longitude: -84.23595478** **Well Diameter: 2 in** **Casing Type: PVC** **Screen Length: 5 ft** **Top of Screen: 76 ft** **Total Depth: 81.93 ft** **Initial Depth to Water: 27.88 ft**	**Pump Type: Bladder** **Tubing Type: HDPE** **Pump Intake From TOC: 77.5 ft** **Estimated Total Volume Pumped: 5000 ml** **Flow Cell Volume: 130 ml** **Final Flow Rate: 200 ml/min** **Final Draw Down: 0.03 ft**	**Instrument Used: Aqua TROLL 600** **Serial Number: 1034955**

Test Notes:

Weather Conditions:
Sunny 87F

Low-Flow Readings:

Date Time	Elapsed Time	pH	Temperature	Specific Conductivity	RDO Concentration	Turbidity	ORP	Depth to Water	Flow
		+/- 0.2	+/- 0.5	+/- 3 %	+/- 0.2	+/- 10	+/- 20	+/- 0.01	
8/12/2025 3:46 PM	00:00	7.514 pH	23.23 °C	552.0 µS/cm	7.504 mg/L	1.328 NTU	-0.9 mV	27.88 ft	200.0 ml/min
8/12/2025 3:51 PM	05:00	6.997 pH	15.16 °C	575.2 µS/cm	0.763 mg/L	25.73 NTU	-102.5 mV	27.91 ft	200.0 ml/min
8/12/2025 3:56 PM	10:00	6.902 pH	14.59 °C	582.5 µS/cm	0.445 mg/L	13.56 NTU	-109.8 mV	27.91 ft	200.0 ml/min
8/12/2025 4:01 PM	15:00	6.866 pH	14.71 °C	582.5 µS/cm	0.539 mg/L	10.46 NTU	-112.2 mV	27.91 ft	200.0 ml/min
8/12/2025 4:06 PM	20:00	6.842 pH	14.80 °C	585.2 µS/cm	0.655 mg/L	10.32 NTU	-111.2 mV	27.91 ft	200.0 ml/min
8/12/2025 4:11 PM	25:00	6.836 pH	14.41 °C	584.3 µS/cm	0.683 mg/L	8.188 NTU	-110.0 mV	27.91 ft	200.0 ml/min

Samples

Sample ID:	Description:
ATR-MW29(82.5)-G081225	Sample collected at 1613 for VOCs

Low-Flow Test Report:

Test Date / Time: 8/12/2025 4:30:38 PM
Project: Textron- 2025 Annual Sampling Event
Operator Name: Timmers

Location Name: ATRMW-29(103.3) **Latitude: 39.62838874** **Longitude: -84.23595737** **Well Diameter: 2 in** **Casing Type: PVC** **Screen Length: 5 ft** **Top of Screen: 95 ft** **Total Depth: 101.13 ft** **Initial Depth to Water: 30.05 ft**	**Pump Type: Bladder** **Tubing Type: HDPE** **Pump Intake From TOC: 96.5 ft** **Estimated Total Volume Pumped: 6173.333 ml** **Flow Cell Volume: 130 ml** **Final Flow Rate: 250 ml/min** **Final Draw Down: 0.16 ft**	**Instrument Used: Aqua TROLL 600** **Serial Number: 1034955**

Test Notes:

Low-Flow Readings:

Date Time	Elapsed Time	pH	Temperature	Specific Conductivity	RDO Concentration	Turbidity	ORP	Depth to Water	Flow
		+/- 0.2	+/- 0.5	+/- 3 %	+/- 0.2	+/- 10	+/- 20	+/- 0.01	
8/12/2025 4:30 PM	00:00	6.974 pH	20.26 °C	532.1 µS/cm	4.149 mg/L	4.081 NTU	-86.2 mV	30.15 ft	200.0 ml/min
8/12/2025 4:36 PM	05:52	6.995 pH	13.83 °C	484.7 µS/cm	4.848 mg/L	1.973 NTU	1.0 mV	30.21 ft	250.0 ml/min
8/12/2025 4:41 PM	10:52	6.991 pH	13.81 °C	492.6 µS/cm	0.867 mg/L	0.000 NTU	-97.0 mV	30.21 ft	250.0 ml/min
8/12/2025 4:46 PM	15:52	7.000 pH	13.78 °C	492.1 µS/cm	0.648 mg/L	0.000 NTU	-123.4 mV	30.21 ft	250.0 ml/min
8/12/2025 4:51 PM	20:52	7.010 pH	13.69 °C	492.5 µS/cm	0.514 mg/L	1.232 NTU	-129.3 mV	30.21 ft	250.0 ml/min
8/12/2025 4:56 PM	25:52	7.000 pH	13.90 °C	492.4 µS/cm	0.548 mg/L	5.423 NTU	-130.5 mV	30.21 ft	250.0 ml/min

Samples

Sample ID:	Description:
ATR-MW29(103.3)-G081225	Sample collected at 1700 for VOCs
ATR-EB001-081225	Equipment blank collected at 1718 for VOCs

Low-Flow Test Report:

Test Date / Time: 8/12/2025 1:39:02 PM
Project: Textron - 2025 Annual Sampling Event
Operator Name: Dornbusch

Location Name: ATRMW-30(41.1) **Latitude: 39.62838589** **Longitude: -84.23597214** **Well Diameter: 2 in** **Casing Type: PVC** **Screen Length: 5 ft** **Top of Screen: 35 ft** **Total Depth: 40.52 ft** **Initial Depth to Water: 22.81 ft**	**Pump Type: Bladder** **Tubing Type: HDPE** **Pump Intake From TOC: 38 ft** **Estimated Total Volume Pumped: 6250 ml** **Flow Cell Volume: 130 ml** **Final Flow Rate: 250 ml/min** **Final Draw Down: 0.02 ft**	**Instrument Used: Aqua TROLL 600** **Serial Number: 920477**

Test Notes:

Low-Flow Readings:

Date Time	Elapsed Time	pH	Temperature	Specific Conductivity	RDO Concentration	Turbidity	ORP	Depth to Water	Flow
		+/- 0.2	+/- 0.5	+/- 3 %	+/- 0.2	+/- 10	+/- 20	+/- 0.01	
8/12/2025 1:39 PM	00:00	7.407 pH	27.60 °C	669.6 µS/cm	5.667 mg/L	1.521 NTU	16.4 mV	22.81 ft	250.0 ml/min
8/12/2025 1:44 PM	05:00	7.085 pH	17.91 °C	694.9 µS/cm	0.517 mg/L	0.452 NTU	-104.8 mV	22.81 ft	250.0 ml/min
8/12/2025 1:49 PM	10:00	7.091 pH	17.08 °C	695.3 µS/cm	0.323 mg/L	1.916 NTU	-106.7 mV	22.81 ft	250.0 ml/min
8/12/2025 1:54 PM	15:00	7.119 pH	16.50 °C	693.4 µS/cm	0.302 mg/L	1.814 NTU	-108.4 mV	22.83 ft	250.0 ml/min
8/12/2025 1:59 PM	20:00	7.130 pH	16.70 °C	694.1 µS/cm	0.374 mg/L	2.490 NTU	-109.7 mV	22.83 ft	250.0 ml/min
8/12/2025 2:04 PM	25:00	7.148 pH	16.53 °C	692.3 µS/cm	0.487 mg/L	4.324 NTU	-109.3 mV	22.83 ft	250.0 ml/min

Samples

Sample ID:	Description:
ATR-MW30(41.1)-G081225	Sample collected at 1407 for VOCs

Low-Flow Test Report:

Test Date / Time: 8/12/2025 1:17:12 PM
Project: Textron - 2025 Annual Sampling Event
Operator Name: Timmers

Location Name: ATRMW-31(30.9) **Latitude: 39.62838621** **Longitude: -84.23597225** **Well Diameter: 2 in** **Casing Type: PVC** **Screen Length: 5 ft** **Top of Screen: 24.5 ft** **Total Depth: 30.74 ft** **Initial Depth to Water: 12.02 ft**	**Pump Type: Bladder** **Tubing Type: HDPE** **Pump Intake From TOC: 26 ft** **Estimated Total Volume Pumped: 4275 ml** **Flow Cell Volume: 130 ml** **Final Flow Rate: 225 ml/min** **Final Draw Down: -0.01 ft**	**Instrument Used: Aqua TROLL 600** **Serial Number: 1034955**

Test Notes:

Weather Conditions:
Sunny 86F

Low-Flow Readings:

Date Time	Elapsed Time	pH	Temperature	Specific Conductivity	RDO Concentration	Turbidity	ORP	Depth to Water	Flow
		+/- 0.2	+/- 0.5	+/- 3 %	+/- 0.2	+/- 10	+/- 20	+/- 0.01	
8/12/2025 1:17 PM	00:00	7.363 pH	28.83 °C	567.4 µS/cm	3.229 mg/L	14.04 NTU	-149.7 mV	12.01 ft	180.0 ml/min
8/12/2025 1:22 PM	05:00	7.158 pH	17.88 °C	616.7 µS/cm	0.270 mg/L	5.161 NTU	-129.7 mV	12.01 ft	225.0 ml/min
8/12/2025 1:27 PM	10:00	7.075 pH	17.16 °C	621.7 µS/cm	0.219 mg/L	3.605 NTU	-132.9 mV	12.01 ft	225.0 ml/min
8/12/2025 1:32 PM	15:00	7.005 pH	17.27 °C	631.5 µS/cm	0.192 mg/L	4.315 NTU	-136.2 mV	12.01 ft	225.0 ml/min
8/12/2025 1:37 PM	20:00	6.969 pH	16.78 °C	635.8 µS/cm	0.175 mg/L	3.253 NTU	-138.3 mV	12.01 ft	225.0 ml/min

Samples

Sample ID:	Description:
ATR-MW31(30.9)-G081225	Sample collected at 1342 for VOCs; MS/MSD also collected (All labeled the same); 9 VOAs collected in total

Low-Flow Test Report:

Test Date / Time: 8/12/2025 2:03:10 PM
Project: Textron
Operator Name: Timmers

Location Name: ATRMW-31(55.5) **Latitude: 39.6283843** **Longitude: -84.2359642** **Well Diameter: 2 in** **Casing Type: PVC** **Screen Length: 5 ft** **Top of Screen: 50 ft** **Total Depth: 56.1 ft** **Initial Depth to Water: 12.06 ft**	**Pump Type: Bladder** **Tubing Type: HDPE** **Pump Intake From TOC: 51.5 ft** **Estimated Total Volume Pumped: 3750 ml** **Flow Cell Volume: 130 ml** **Final Flow Rate: 200 ml/min** **Final Draw Down: 0.43 ft**	**Instrument Used: Aqua TROLL 600** **Serial Number: 1034955**

Test Notes:

Weather Conditions:
Sunny 86F

Low-Flow Readings:

Date Time	Elapsed Time	pH	Temperature	Specific Conductivity	RDO Concentration	Turbidity	ORP	Depth to Water	Flow
		+/- 0.2	+/- 0.5	+/- 3 %	+/- 0.2	+/- 10	+/- 20	+/- 5	
8/12/2025 2:03 PM	00:00	7.112 pH	28.00 °C	595.0 µS/cm	2.139 mg/L	2.861 NTU	-142.9 mV	12.06 ft	150.0 ml/min
8/12/2025 2:08 PM	05:00	7.091 pH	16.23 °C	669.8 µS/cm	1.002 mg/L	0.615 NTU	-84.3 mV	12.42 ft	200.0 ml/min
8/12/2025 2:13 PM	10:00	6.877 pH	15.45 °C	678.8 µS/cm	0.303 mg/L	0.000 NTU	-94.4 mV	12.47 ft	200.0 ml/min
8/12/2025 2:18 PM	15:00	6.810 pH	15.33 °C	679.8 µS/cm	0.266 mg/L	0.000 NTU	-96.1 mV	12.49 ft	200.0 ml/min
8/12/2025 2:23 PM	20:00	6.758 pH	15.02 °C	684.0 µS/cm	0.250 mg/L	0.000 NTU	-97.1 mV	12.49 ft	200.0 ml/min

Samples

Sample ID:	Description:
ATR-MW31(55.5)-G081225	VOC

Low-Flow Test Report:

Test Date / Time: 8/12/2025 2:42:05 PM
Project: Textron - 2025 Annual Sampling Event
Operator Name: Timmers

Location Name: ATRMW-31(98.5) **Latitude: 39.6283742** **Longitude: -84.2359624** **Well Diameter: 2 in** **Casing Type: PVC** **Screen Length: 5 ft** **Top of Screen: 92 ft** **Total Depth: 97.98 ft** **Initial Depth to Water: 17.62 ft**	**Pump Type: Bladder** **Tubing Type: HDPE** **Pump Intake From TOC: 93.5 ft** **Estimated Total Volume Pumped: 5000 ml** **Flow Cell Volume: 130 ml** **Final Flow Rate: 250 ml/min** **Final Draw Down: 0.04 ft**	**Instrument Used: Aqua TROLL 600** **Serial Number: 1034955**

Test Notes:

Weather Conditions:
Sunny 87F

Low-Flow Readings:

Date Time	Elapsed Time	pH	Temperature	Specific Conductivity	RDO Concentration	Turbidity	ORP	Depth to Water	Flow
		+/- 0.2	+/- 0.5	+/- 3 %	+/- 0.2	+/- 10	+/- 20	+/- 0.01	
8/12/2025 2:42 PM	00:00	7.114 pH	20.54 °C	614.9 µS/cm	3.122 mg/L	1.567 NTU	-75.0 mV	17.66 ft	250.0 ml/min
8/12/2025 2:47 PM	05:00	7.091 pH	15.87 °C	650.1 µS/cm	0.602 mg/L	6.483 NTU	-96.1 mV	17.66 ft	250.0 ml/min
8/12/2025 2:52 PM	10:00	7.035 pH	15.66 °C	659.0 µS/cm	0.310 mg/L	2.920 NTU	-103.1 mV	17.66 ft	250.0 ml/min
8/12/2025 2:57 PM	15:00	7.024 pH	15.83 °C	655.0 µS/cm	0.285 mg/L	1.222 NTU	-106.7 mV	17.66 ft	250.0 ml/min
8/12/2025 3:02 PM	20:00	7.046 pH	15.48 °C	653.5 µS/cm	0.276 mg/L	2.874 NTU	-110.7 mV	17.66 ft	250.0 ml/min

Samples

Sample ID:	Description:
ATR-MW31(98.5)-G081225 and ATR-MW31(98.5)-G081225-R	Samples collected concurrently at 1505 for VOCs

Low-Flow Test Report:

Test Date / Time: 8/12/2025 10:37:34 AM
Project: Textron - 2025 Annual Sampling Event
Operator Name: Dornbusch

Location Name: ATRMW-32(24.1) **Latitude: 39.62838635** **Longitude: -84.23597161** **Well Diameter: 2 in** **Casing Type: PVC** **Screen Length: 5 ft** **Top of Screen: 19 ft** **Total Depth: 24.04 ft** **Initial Depth to Water: 22.86 ft**	**Pump Type: Bladder** **Tubing Type: HDPE** **Pump Intake From TOC: 23.5 ft** **Estimated Total Volume Pumped: 10000 ml** **Flow Cell Volume: 130 ml** **Final Flow Rate: 250 ml/min** **Final Draw Down: 0 ft**	**Instrument Used: Aqua TROLL 600** **Serial Number: 920477**

Test Notes:

Low-Flow Readings:

Date Time	Elapsed Time	pH	Temperature	Specific Conductivity	RDO Concentration	Turbidity	ORP	Depth to Water	Flow
		+/- 0.2	+/- 0.5	+/- 3 %	+/- 0.2	+/- 10	+/- 20	+/- 0.01	
8/12/2025 10:37 AM	00:00	7.323 pH	15.47 °C	351.8 µS/cm	2.711 mg/L	29.04 NTU	-20.1 mV	22.86 ft	250.0 ml/min
8/12/2025 10:42 AM	05:00	7.352 pH	14.34 °C	348.5 µS/cm	3.417 mg/L	2.894 NTU	-23.9 mV	22.86 ft	250.0 ml/min
8/12/2025 10:47 AM	10:00	7.359 pH	13.94 °C	343.1 µS/cm	3.467 mg/L	0.000 NTU	-11.2 mV	22.86 ft	250.0 ml/min
8/12/2025 10:52 AM	15:00	7.371 pH	13.97 °C	342.7 µS/cm	3.399 mg/L	0.000 NTU	-9.3 mV	22.86 ft	250.0 ml/min
8/12/2025 10:57 AM	20:00	7.402 pH	14.53 °C	343.0 µS/cm	3.595 mg/L	0.000 NTU	-6.3 mV	22.86 ft	250.0 ml/min
8/12/2025 11:02 AM	25:00	7.422 pH	13.95 °C	342.0 µS/cm	3.711 mg/L	0.000 NTU	-0.5 mV	22.86 ft	250.0 ml/min
8/12/2025 11:07 AM	30:00	7.426 pH	14.59 °C	343.4 µS/cm	3.350 mg/L	0.000 NTU	-1.3 mV	22.86 ft	250.0 ml/min
8/12/2025 11:12 AM	35:00	7.479 pH	14.74 °C	341.8 µS/cm	3.498 mg/L	0.000 NTU	-5.7 mV	22.86 ft	250.0 ml/min
8/12/2025 11:17 AM	40:00	7.541 pH	14.49 °C	341.9 µS/cm	3.406 mg/L	0.000 NTU	-8.6 mV	22.86 ft	250.0 ml/min

Samples

Sample ID:	Description:
ATR-MW32(24.1)-G081225	Sample collected at 1120

Low-Flow Test Report:

Test Date / Time: 8/12/2025 9:54:40 AM
Project: Textron - 2025 Annual Sampling Event
Operator Name: Dornbusch

Location Name: ATRMW-32(89) **Latitude: 39.6284053** **Longitude: -84.2359566** **Well Diameter: 2 in** **Casing Type: PVC** **Screen Length: 5 ft** **Top of Screen: 82 ft** **Total Depth: 88.56 ft** **Initial Depth to Water: 36.74 ft**	**Pump Type: Bladder** **Tubing Type: HDPE** **Pump Intake From TOC: 87 ft** **Estimated Total Volume Pumped: 5000 ml** **Flow Cell Volume: 130 ml** **Final Flow Rate: 250 ml/min** **Final Draw Down: 0 ft**	**Instrument Used: Aqua TROLL 600** **Serial Number: 920477**

Test Notes:
Specific Conductivity probe malfunctioned resulting in erroneous readings; groundwater stabilized

Low-Flow Readings:

Date Time	Elapsed Time	pH	Temperature	Specific Conductivity	RDO Concentration	Turbidity	ORP	Depth to Water	Flow
		+/- 0.2	+/- 0.5	+/- 3 %	+/- 0.2	+/- 10	+/- 20	+/- 0.01	
8/12/2025 9:54 AM	00:00	7.415 pH	16.52 °C	83,494 µS/cm	3.168 mg/L	0.000 NTU	-56.7 mV	36.74 ft	250.0 ml/min
8/12/2025 9:59 AM	05:00	7.195 pH	14.78 °C	85,762 µS/cm	0.132 mg/L	0.000 NTU	-88.1 mV	36.74 ft	250.0 ml/min
8/12/2025 10:04 AM	10:00	7.194 pH	14.71 °C	86,174 µS/cm	0.066 mg/L	0.000 NTU	-95.1 mV	36.74 ft	250.0 ml/min
8/12/2025 10:09 AM	15:00	7.199 pH	14.52 °C	86,220 µS/cm	0.034 mg/L	0.000 NTU	-98.8 mV	36.74 ft	250.0 ml/min
8/12/2025 10:14 AM	20:00	7.208 pH	14.48 °C	86,271 µS/cm	0.023 mg/L	0.000 NTU	-101.3 mV	36.74 ft	250.0 ml/min

Samples

Sample ID:	Description:
ATR-MW32(89)-G081225	Sample collected at 1017 for VOCs

Low-Flow Test Report:

Test Date / Time: 8/12/2025 9:05:22 AM
Project: Textron - 2025 Annual Sampling Event
Operator Name: Timmers

Location Name: ATRMW-34(37) **Latitude: 39.6284044** **Longitude: -84.2359556** **Well Diameter: 2 in** **Casing Type: PVC** **Screen Length: 5 ft** **Top of Screen: 31.5 ft** **Total Depth: 36.74 ft** **Initial Depth to Water: 26.36 ft**	**Pump Type: Bladder** **Tubing Type: HDPE** **Pump Intake From TOC: 33 ft** **Estimated Total Volume Pumped: 4500 ml** **Flow Cell Volume: 130 ml** **Final Flow Rate: 200 ml/min** **Final Draw Down: 0 ft**	**Instrument Used: Aqua TROLL 600** **Serial Number: 1034955**

Test Notes:
Water level indicator stopped working after initial measurement, depth to water may not be completely accurate

Weather Conditions:
Sunny 73F

Low-Flow Readings:

Date Time	Elapsed Time	pH	Temperature	Specific Conductivity	RDO Concentration	Turbidity	ORP	Depth to Water	Flow
		+/- 0.2	+/- 0.5	+/- 3 %	+/- 0.2	+/- 10	+/- 20	+/- 0.01	
8/12/2025 9:05 AM	00:00	6.605 pH	22.70 °C	558.7 µS/cm	5.771 mg/L	1.485 NTU	190.7 mV	26.36 ft	100.0 ml/min
8/12/2025 9:10 AM	05:00	6.843 pH	22.10 °C	655.5 µS/cm	5.127 mg/L	1.748 NTU	209.0 mV	26.36 ft	200.0 ml/min
8/12/2025 9:15 AM	10:00	6.877 pH	16.28 °C	641.1 µS/cm	2.843 mg/L	8.943 NTU	207.0 mV	26.36 ft	200.0 ml/min
8/12/2025 9:20 AM	15:00	6.792 pH	15.93 °C	634.4 µS/cm	2.999 mg/L	11.22 NTU	207.3 mV	26.36 ft	200.0 ml/min
8/12/2025 9:25 AM	20:00	6.779 pH	15.93 °C	632.4 µS/cm	3.112 mg/L	11.14 NTU	203.8 mV	26.36 ft	200.0 ml/min
8/12/2025 9:30 AM	25:00	6.777 pH	16.01 °C	634.1 µS/cm	3.143 mg/L	9.549 NTU	200.2 mV	26.36 ft	200.0 ml/min

Samples

Sample ID:	Description:
ATR-MW34(37)-G081225	Sample collected at 0933 for VOCs

Low-Flow Test Report:

Test Date / Time: 8/12/2025 9:55:36 AM
Project: Textron - 2025 Annual Sampling Event
Operator Name: Timmers

Location Name: ATRMW-34(85) **Latitude: 39.62838512** **Longitude: -84.23597377** **Well Diameter: 2 in** **Casing Type: PVC** **Screen Length: 5 ft** **Top of Screen: 77 ft** **Total Depth: 83.42 ft** **Initial Depth to Water: 28.48 ft**	**Pump Type: Bladder** **Tubing Type: HDPE** **Pump Intake From TOC: 78.5 ft** **Estimated Total Volume Pumped: 5750 ml** **Flow Cell Volume: 130 ml** **Final Flow Rate: 250 ml/min** **Final Draw Down: 0 ft**	**Instrument Used: Aqua TROLL 600** **Serial Number: 1034955**

Test Notes:
Water level indicator stopped working after initial measurement, depth to water may not be completely accurate

Weather Conditions:
80F sunny

Low-Flow Readings:

Date Time	Elapsed Time	pH	Temperature	Specific Conductivity	RDO Concentration	Turbidity	ORP	Depth to Water	Flow
		+/- 0.2	+/- 0.5	+/- 3 %	+/- 0.2	+/- 10	+/- 20	+/- 0.01	
8/12/2025 9:55 AM	00:00	7.122 pH	25.56 °C	677.4 µS/cm	5.333 mg/L	2.470 NTU	160.0 mV	28.48 ft	150.0 ml/min
8/12/2025 10:00 AM	05:00	6.941 pH	15.74 °C	711.6 µS/cm	4.778 mg/L	1.861 NTU	168.2 mV	28.48 ft	250.0 ml/min
8/12/2025 10:05 AM	10:00	6.775 pH	15.42 °C	719.8 µS/cm	0.964 mg/L	0.000 NTU	170.8 mV	28.48 ft	250.0 ml/min
8/12/2025 10:10 AM	15:00	6.745 pH	14.99 °C	719.8 µS/cm	0.452 mg/L	0.000 NTU	167.8 mV	28.48 ft	250.0 ml/min
8/12/2025 10:15 AM	20:00	6.735 pH	14.98 °C	719.3 µS/cm	0.357 mg/L	0.000 NTU	163.6 mV	28.48 ft	250.0 ml/min
8/12/2025 10:20 AM	25:00	6.713 pH	14.98 °C	716.2 µS/cm	0.330 mg/L	0.000 NTU	161.9 mV	28.48 ft	250.0 ml/min

Samples

Sample ID:	Description:
ATR-MW34(85)-G081225	Sample collected at 1024

Low-Flow Test Report:

Test Date / Time: 8/12/2025 8:10:37 AM
Project: Textron - 2025 Annual Sampling Event
Operator Name: Dornbusch

Location Name: ATRMW-35(45) **Latitude: 39.62838523** **Longitude: -84.23597365** **Well Diameter: 2 in** **Casing Type: PVC** **Screen Length: 5 ft** **Top of Screen: 39 ft** **Total Depth: 44.58 ft** **Initial Depth to Water: 30.70 ft**	**Pump Type: Bladder** **Tubing Type: HDPE** **Pump Intake From TOC: 37 ft** **Estimated Total Volume Pumped: 5000 ml** **Flow Cell Volume: 130 ml** **Final Flow Rate: 250 ml/min** **Final Draw Down: 0 ft**	**Instrument Used: Aqua TROLL 600** **Serial Number: 920477**

Test Notes:
Specific Conductivity probe malfunctioned resulting in erroneous readings; groundwater stabilized

Low-Flow Readings:

Date Time	Elapsed Time	pH	Temperature	Specific Conductivity	RDO Concentration	Turbidity	ORP	Depth to Water	Flow
		+/- 0.2	+/- 0.5	+/- 3 %	+/- 0.2	+/- 10	+/- 20	+/- 0.01	
8/12/2025 8:10 AM	00:00	7.393 pH	16.86 °C	45,885 µS/cm	6.512 mg/L	0.000 NTU	136.1 mV	30.70 ft	250.0 ml/min
8/12/2025 8:15 AM	05:00	7.165 pH	15.28 °C	58,105 µS/cm	5.519 mg/L	0.000 NTU	139.5 mV	30.70 ft	250.0 ml/min
8/12/2025 8:20 AM	10:00	7.108 pH	14.99 °C	59,593 µS/cm	6.208 mg/L	0.000 NTU	138.5 mV	30.70 ft	250.0 ml/min
8/12/2025 8:25 AM	15:00	7.107 pH	14.84 °C	59,812 µS/cm	6.293 mg/L	0.000 NTU	137.6 mV	30.70 ft	250.0 ml/min
8/12/2025 8:30 AM	20:00	7.114 pH	14.96 °C	59,982 µS/cm	6.278 mg/L	0.000 NTU	136.3 mV	30.70 ft	250.0 ml/min

Samples

Sample ID:	Description:
ATR-MW35(45)-G081225	Sample collected at 0834 for VOCs

Low-Flow Test Report:

Test Date / Time: 8/12/2025 8:48:30 AM
Project: Textron - 2025 Annual Sampling Event
Operator Name: Dornbusch

Location Name: ATRMW-35(90) **Latitude: 39.62838408** **Longitude: -84.23597599** **Well Diameter: 2 in** **Casing Type: PVC** **Screen Length: 5 ft** **Top of Screen: 84 ft** **Total Depth: 89.53 ft** **Initial Depth to Water: 30.69 ft**	**Pump Type: Bladder** **Tubing Type: HDPE** **Pump Intake From TOC: 87 ft** **Estimated Total Volume Pumped: 10000 ml** **Flow Cell Volume: 130 ml** **Final Flow Rate: 250 ml/min** **Final Draw Down: 0.01 ft**	**Instrument Used: Aqua TROLL 600** **Serial Number: 920477**

Test Notes:
Specific Conductivity probe malfunctioned resulting in erroneous readings; groundwater stabilized

Low-Flow Readings:

Date Time	Elapsed Time	pH	Temperature	Specific Conductivity	RDO Concentration	Turbidity	ORP	Depth to Water	Flow
		+/- 0.2	+/- 0.5	+/- 3 %	+/- 0.2	+/- 10	+/- 20	+/- 5	
8/12/2025 8:48 AM	00:00	7.269 pH	21.52 °C	61,203 µS/cm	6.249 mg/L	0.000 NTU	123.9 mV	30.69 ft	250.0 ml/min
8/12/2025 8:53 AM	05:00	7.478 pH	16.96 °C	85,661 µS/cm	7.207 mg/L	0.000 NTU	129.3 mV	30.69 ft	250.0 ml/min
8/12/2025 8:58 AM	10:00	7.385 pH	15.51 °C	89,526 µS/cm	7.351 mg/L	0.000 NTU	133.2 mV	30.69 ft	250.0 ml/min
8/12/2025 9:03 AM	15:00	7.308 pH	15.33 °C	92,833 µS/cm	3.120 mg/L	0.782 NTU	85.0 mV	30.69 ft	250.0 ml/min
8/12/2025 9:08 AM	20:00	7.320 pH	15.35 °C	94,705 µS/cm	1.334 mg/L	0.868 NTU	-46.8 mV	30.69 ft	250.0 ml/min
8/12/2025 9:13 AM	25:00	7.355 pH	15.14 °C	95,813 µS/cm	0.604 mg/L	0.000 NTU	-94.5 mV	30.69 ft	250.0 ml/min
8/12/2025 9:18 AM	30:00	7.371 pH	15.39 °C	95,955 µS/cm	0.399 mg/L	0.000 NTU	-106.5 mV	30.70 ft	250.0 ml/min
8/12/2025 9:23 AM	35:00	7.382 pH	15.25 °C	95,817 µS/cm	0.320 mg/L	0.000 NTU	-110.8 mV	30.70 ft	250.0 ml/min
8/12/2025 9:28 AM	40:00	7.386 pH	15.28 °C	95,752 µS/cm	0.263 mg/L	0.000 NTU	-114.9 mV	30.70 ft	250.0 ml/min

Samples

Sample ID:	Description:
ATR-MW35(90)-G081225	Sample collected at 0930 for VOCs

Low-Flow Test Report:

Test Date / Time: 8/11/2025 4:41:17 PM
Project: Textron - 2025 Annual Sampling
Operator Name: Dornbusch

Location Name: ATRMW-36(35.2) **Latitude: 39.62838453** **Longitude: -84.23597426** **Well Diameter: 2 in** **Casing Type: PVC** **Screen Length: 5 ft** **Top of Screen: 15 ft** **Total Depth: 20.42 ft** **Initial Depth to Water: 19.12 ft**	**Pump Type: Bladder** **Tubing Type: HDPE** **Pump Intake From TOC: 17 ft** **Estimated Total Volume Pumped: 5000 ml** **Flow Cell Volume: 130 ml** **Final Flow Rate: 250 ml/min** **Final Draw Down: 0.01 ft**	**Instrument Used: Aqua TROLL 600** **Serial Number: 920477**

Test Notes:

Low-Flow Readings:

Date Time	Elapsed Time	pH	Temperature	Specific Conductivity	RDO Concentration	Turbidity	ORP	Depth to Water	Flow
		+/- 0.2	+/- 0.5	+/- 3 %	+/- 0.2	+/- 10	+/- 20	+/- 0.01	
8/11/2025 4:41 PM	00:00	7.260 pH	19.95 °C	729.7 µS/cm	1.826 mg/L	8.006 NTU	-20.9 mV	19.12 ft	250.0 ml/min
8/11/2025 4:46 PM	05:00	7.127 pH	17.24 °C	744.0 µS/cm	0.675 mg/L	0.625 NTU	11.7 mV	19.12 ft	250.0 ml/min
8/11/2025 4:51 PM	10:00	7.126 pH	16.90 °C	748.5 µS/cm	0.564 mg/L	0.000 NTU	20.3 mV	19.13 ft	250.0 ml/min
8/11/2025 4:56 PM	15:00	7.128 pH	16.67 °C	747.9 µS/cm	0.444 mg/L	0.000 NTU	25.0 mV	19.13 ft	250.0 ml/min
8/11/2025 5:01 PM	20:00	7.138 pH	16.50 °C	747.5 µS/cm	0.395 mg/L	0.000 NTU	28.5 mV	19.13 ft	250.0 ml/min

Samples

Sample ID:	Description:
ATR-MW36(35.2)-G081125	Sample collected at 1705 for VOCs

Low-Flow Test Report:

Test Date / Time: 8/11/2025 5:22:50 PM
Project: Textron - 2025 Annual Sampling Event
Operator Name: Dornbusch

Location Name: ATRMW-36(92.4) **Latitude: 39.62838453** **Longitude: -84.23597426** **Well Diameter: 2 in** **Casing Type: PVC** **Screen Length: 5 ft** **Top of Screen: 15 ft** **Total Depth: 20.42 ft** **Initial Depth to Water: 1.28 ft**	**Pump Type: Bladder** **Tubing Type: HDPE** **Pump Intake From TOC: 17 ft** **Estimated Total Volume Pumped: 10000 ml** **Flow Cell Volume: 130 ml** **Final Flow Rate: 250 ml/min** **Final Draw Down: 0 ft**	**Instrument Used: Aqua TROLL 600** **Serial Number: 920477**

Test Notes:

Low-Flow Readings:

Date Time	Elapsed Time	pH	Temperature	Specific Conductivity	RDO Concentration	Turbidity	ORP	Depth to Water	Flow
		+/- 0.2	+/- 0.5	+/- 3 %	+/- 0.2	+/- 10	+/- 20	+/- 0.01	
8/11/2025 5:22 PM	00:00	7.481 pH	21.84 °C	704.7 µS/cm	3.413 mg/L	0.000 NTU	21.7 mV	1.280 ft	250.0 ml/min
8/11/2025 5:27 PM	05:00	7.265 pH	18.57 °C	629.9 µS/cm	5.543 mg/L	0.551 NTU	2.1 mV	1.280 ft	250.0 ml/min
8/11/2025 5:32 PM	10:00	7.242 pH	17.98 °C	633.8 µS/cm	1.224 mg/L	1.023 NTU	-61.5 mV	1.280 ft	250.0 ml/min
8/11/2025 5:37 PM	15:00	7.251 pH	17.44 °C	634.2 µS/cm	0.491 mg/L	0.000 NTU	-75.7 mV	1.280 ft	250.0 ml/min
8/11/2025 5:42 PM	20:00	7.261 pH	17.41 °C	634.9 µS/cm	0.399 mg/L	0.000 NTU	-81.2 mV	1.280 ft	250.0 ml/min
8/11/2025 5:47 PM	25:00	7.271 pH	16.78 °C	634.1 µS/cm	0.244 mg/L	0.000 NTU	-83.9 mV	1.280 ft	250.0 ml/min
8/11/2025 5:52 PM	30:00	7.278 pH	15.93 °C	632.2 µS/cm	0.264 mg/L	0.000 NTU	-84.6 mV	1.280 ft	250.0 ml/min
8/11/2025 5:57 PM	35:00	7.278 pH	15.78 °C	633.5 µS/cm	0.356 mg/L	0.000 NTU	-84.3 mV	1.280 ft	250.0 ml/min
8/11/2025 6:02 PM	40:00	7.280 pH	15.98 °C	632.6 µS/cm	0.273 mg/L	0.000 NTU	-85.9 mV	1.280 ft	250.0 ml/min

Samples

Sample ID:	Description:
ATR-MW36(92.4)-G081125	Sample collected at 1805 for VOCs

Low-Flow Test Report:

Test Date / Time: 8/11/2025 1:55:46 PM
Project: Textron - 2025 Annual Sampling Event
Operator Name: Timmers

Location Name: ATRMW-37(23.3) **Latitude: 39.62838434** **Longitude: -84.23597521** **Well Diameter: 2 in** **Casing Type: PVC** **Screen Length: 5 ft** **Top of Screen: 17 ft** **Total Depth: 22.22 ft** **Initial Depth to Water: 10.76 ft**	**Pump Type: Bladder** **Tubing Type: HDPE** **Pump Intake From TOC: 19 ft** **Estimated Total Volume Pumped: 5500 ml** **Flow Cell Volume: 130 ml** **Final Flow Rate: 220 ml/min** **Final Draw Down: 0.04 ft**	**Instrument Used: Aqua TROLL 600** **Serial Number: 1034955**

Test Notes:

Weather Conditions:
Sunny 86F

Low-Flow Readings:

Date Time	Elapsed Time	pH	Temperature	Specific Conductivity	RDO Concentration	Turbidity	ORP	Depth to Water	Flow
		+/- 0.2	+/- 0.5	+/- 3 %	+/- 0.2	+/- 10	+/- 20	+/- 0.01	
8/11/2025 1:55 PM	00:00	6.773 pH	20.63 °C	551.9 µS/cm	2.604 mg/L	43.49 NTU	200.6 mV	10.76 ft	220.0 ml/min
8/11/2025 2:00 PM	05:00	6.818 pH	16.50 °C	564.5 µS/cm	0.235 mg/L	16.88 NTU	77.1 mV	10.79 ft	220.0 ml/min
8/11/2025 2:05 PM	10:00	6.793 pH	16.09 °C	561.8 µS/cm	0.210 mg/L	9.671 NTU	46.2 mV	10.79 ft	220.0 ml/min
8/11/2025 2:10 PM	15:00	6.788 pH	15.76 °C	561.4 µS/cm	0.189 mg/L	8.485 NTU	30.5 mV	10.80 ft	220.0 ml/min
8/11/2025 2:15 PM	20:00	6.755 pH	15.55 °C	556.4 µS/cm	0.192 mg/L	7.263 NTU	21.6 mV	10.80 ft	220.0 ml/min
8/11/2025 2:20 PM	25:00	6.713 pH	15.48 °C	554.0 µS/cm	0.199 mg/L	2.838 NTU	18.3 mV	10.80 ft	220.0 ml/min

Samples

Sample ID:	Description:
ATR-MW37(23.3)-G081125	Sample collected at 1425 for VOCs

Low-Flow Test Report:

Test Date / Time: 8/11/2025 2:42:09 PM
Project: Textron - 2025 Annual Sampling Event
Operator Name: Timmers

Location Name: ATRMW-37(70) **Latitude: 39.62838447** **Longitude: -84.23597507** **Well Diameter: 2 in** **Casing Type: PVC** **Screen Length: 5 ft** **Top of Screen: 65 ft** **Total Depth: 70.54 ft** **Initial Depth to Water: 8.73 ft**	**Pump Type: Bladder** **Tubing Type: HDPE** **Pump Intake From TOC: 67 ft** **Estimated Total Volume Pumped: 8000 ml** **Flow Cell Volume: 130 ml** **Final Flow Rate: 200 ml/min** **Final Draw Down: 0.03 ft**	**Instrument Used: Aqua TROLL 600** **Serial Number: 1034955**

Test Notes:
Air hose to mp50 disconnected for 10 minutes (1507 - 1517)

Weather Conditions:
Sunny 86F

Low-Flow Readings:

Date Time	Elapsed Time	pH	Temperature	Specific Conductivity	RDO Concentration	Turbidity	ORP	Depth to Water	Flow
		+/- 0.2	+/- 0.5	+/- 3 %	+/- 0.2	+/- 10	+/- 20	+/- 0.01	
8/11/2025 2:42 PM	00:00	6.852 pH	21.48 °C	596.2 µS/cm	1.100 mg/L	10.67 NTU	8.6 mV	8.730 ft	200.0 ml/min
8/11/2025 2:47 PM	05:00	6.938 pH	16.82 °C	666.7 µS/cm	5.493 mg/L	11.20 NTU	43.8 mV	8.730 ft	200.0 ml/min
8/11/2025 2:52 PM	10:00	6.847 pH	15.90 °C	671.7 µS/cm	3.970 mg/L	1.271 NTU	51.5 mV	8.730 ft	200.0 ml/min
8/11/2025 2:57 PM	15:00	6.788 pH	17.65 °C	674.9 µS/cm	3.929 mg/L	0.000 NTU	58.5 mV	8.730 ft	200.0 ml/min
8/11/2025 3:02 PM	20:00	6.780 pH	19.55 °C	676.5 µS/cm	3.894 mg/L	0.000 NTU	63.7 mV	8.730 ft	200.0 ml/min
8/11/2025 3:07 PM	25:00	6.857 pH	21.08 °C	678.3 µS/cm	3.880 mg/L	0.000 NTU	64.2 mV	8.740 ft	0.000 ml/min
8/11/2025 3:12 PM	30:00	7.011 pH	22.24 °C	680.7 µS/cm	3.888 mg/L	0.000 NTU	60.8 mV	8.750 ft	0.000 ml/min
8/11/2025 3:17 PM	35:00	7.160 pH	23.43 °C	683.4 µS/cm	3.824 mg/L	0.000 NTU	58.4 mV	8.750 ft	0.000 ml/min
8/11/2025 3:22 PM	40:00	7.222 pH	17.75 °C	672.7 µS/cm	4.139 mg/L	0.000 NTU	62.1 mV	8.750 ft	200.0 ml/min
8/11/2025 3:27 PM	45:00	7.086 pH	16.81 °C	674.0 µS/cm	3.939 mg/L	0.000 NTU	71.6 mV	8.750 ft	200.0 ml/min
8/11/2025 3:32 PM	50:00	6.979 pH	16.38 °C	669.6 µS/cm	3.973 mg/L	0.000 NTU	79.6 mV	8.760 ft	200.0 ml/min
8/11/2025 3:37 PM	55:00	6.928 pH	16.60 °C	671.9 µS/cm	4.089 mg/L	0.000 NTU	84.1 mV	8.760 ft	200.0 ml/min

Samples

Sample ID:	Description:
ATR-MW37(70)-G081125	Sample collected at 1540 for VOCs

Created using VuSitu from In-Situ, Inc.

Low-Flow Test Report:

Test Date / Time: 8/11/2025 3:58:05 PM
Project: Textron - 2025 Annual Sampling Event
Operator Name: Timmers

Location Name: ATRMW-37(98) **Latitude: 39.62839138** **Longitude: -84.23601892** **Well Diameter: 2 in** **Casing Type: PVC** **Screen Length: 5 ft** **Top of Screen: 92 ft** **Total Depth: 97.07 ft** **Initial Depth to Water: 8.75 ft**	**Pump Type: Bladder** **Tubing Type: HDPE** **Pump Intake From TOC: 94 ft** **Estimated Total Volume Pumped: 3750 ml** **Flow Cell Volume: 130 ml** **Final Flow Rate: 250 ml/min** **Final Draw Down: 0.04 ft**	**Instrument Used: Aqua TROLL 600** **Serial Number: 1034955**

Test Notes:

Weather Conditions:
Sunny 85F

Low-Flow Readings:

Date Time	Elapsed Time	pH	Temperature	Specific Conductivity	RDO Concentration	Turbidity	ORP	Depth to Water	Flow
		+/- 0.2	+/- 0.5	+/- 3 %	+/- 0.2	+/- 10	+/- 20	+/- 0.01	
8/11/2025 3:58 PM	00:00	7.305 pH	17.10 °C	595.7 µS/cm	5.907 mg/L	0.000 NTU	89.4 mV	8.750 ft	250.0 ml/min
8/11/2025 4:03 PM	05:00	7.060 pH	15.12 °C	611.2 µS/cm	0.309 mg/L	0.000 NTU	-37.0 mV	8.790 ft	250.0 ml/min
8/11/2025 4:08 PM	10:00	6.960 pH	14.63 °C	612.8 µS/cm	0.241 mg/L	0.000 NTU	-40.3 mV	8.790 ft	250.0 ml/min
8/11/2025 4:13 PM	15:00	6.908 pH	14.68 °C	612.7 µS/cm	0.184 mg/L	0.000 NTU	-44.6 mV	8.790 ft	250.0 ml/min

Samples

Sample ID:	Description:
ATR-MW37(98)-G081125	Sample collected at 1616 for VOCs

Low-Flow Test Report:

Test Date / Time: 8/11/2025 3:53:51 PM
Project: Textron - 2025 Annual Sampling Event
Operator Name: Dornbusch

Location Name: ATRMW-38(20.8) **Latitude: 39.62838453** **Longitude: -84.23597426** **Well Diameter: 2 in** **Casing Type: PVC** **Screen Length: 5 ft** **Top of Screen: 15 ft** **Total Depth: 20.42 ft** **Initial Depth to Water: 8.41 ft**	**Pump Type: Bladder** **Tubing Type: HDPE** **Pump Intake From TOC: 17 ft** **Estimated Total Volume Pumped: 5000 ml** **Flow Cell Volume: 130 ml** **Final Flow Rate: 250 ml/min** **Final Draw Down: 0 ft**	**Instrument Used: Aqua TROLL 600** **Serial Number: 920477**

Test Notes:

Low-Flow Readings:

Date Time	Elapsed Time	pH	Temperature	Specific Conductivity	RDO Concentration	Turbidity	ORP	Depth to Water	Flow
		+/- 0.2	+/- 0.5	+/- 3 %	+/- 0.2	+/- 10	+/- 20	+/- 0.01	
8/11/202 3:53 PM	00:00	7.286 pH	19.36 °C	481.1 µS/cm	1.939 mg/L	13.52 NTU	-86.3 mV	8.41 ft	250.0 ml/min
8/11/2025 3:58 PM	05:00	7.230 pH	16.66 °C	499.2 µS/cm	0.137 mg/L	0.000 NTU	-154.0 mV	8.41 ft	250.0 ml/min
8/11/2025 4:03 PM	10:00	7.196 pH	15.83 °C	501.9 µS/cm	0.098 mg/L	4.226 NTU	-160.5 mV	8.41 ft	250.0 ml/min
8/11/2025 4:08 PM	15:00	7.186 pH	15.71 °C	494.3 µS/cm	0.083 mg/L	7.231 NTU	-157.6 mV	8.41 ft	250.0 ml/min
8/11/2025 4:13 PM	20:00	7.192 pH	15.68 °C	492.9 µS/cm	0.083 mg/L	3.345 NTU	-156.8 mV	8.41 ft	250.0 ml/min

Samples

Sample ID:	Description:
ATR-MW38(20.8)-G081125	Sample collected at 1617 for VOCs ATR-EB001-081125 collected after deconning equipment for VOCs

Low-Flow Test Report:

Test Date / Time: 8/11/2025 3:08:05 PM
Project: Textron - 2025 Annual Sampling Event
Operator Name: Dornbusch

Location Name: ATRMW-38(29.1) **Latitude: 39.6283898** **Longitude: -84.2359638** **Well Diameter: 2 in** **Casing Type: PVC** **Screen Length: 5 ft** **Top of Screen: 23 ft** **Total Depth: 28.76 ft** **Initial Depth to Water: 8.4 ft**	**Pump Type: Bladder** **Tubing Type: HDPE** **Pump Intake From TOC: 27 ft** **Estimated Total Volume Pumped: 7500 ml** **Flow Cell Volume: 130 ml** **Final Flow Rate: 250 ml/min** **Final Draw Down: 0.01 ft**	**Instrument Used: Aqua TROLL 600** **Serial Number: 920477**

Test Notes:

Low-Flow Readings:

Date Time	Elapsed Time	pH	Temperature	Specific Conductivity	RDO Concentration	Turbidity	ORP	Depth to Water	Flow
		+/- 0.2	+/- 0.5	+/- 3 %	+/- 0.2	+/- 10	+/- 20	+/- 0.01	
8/11/2025 3:08 PM	00:00	7.503 pH	19.14 °C	506.5 µS/cm	3.633 mg/L	20.19 NTU	-69.8 mV	8.400 ft	250.0 ml/min
8/11/2025 3:13 PM	05:00	7.381 pH	20.06 °C	500.3 µS/cm	0.303 mg/L	6.161 NTU	-32.7 mV	8.400 ft	250.0 ml/min
8/11/2025 3:18 PM	10:00	7.349 pH	20.64 °C	506.4 µS/cm	0.427 mg/L	4.604 NTU	-16.8 mV	8.410 ft	250.0 ml/min
8/11/2025 3:23 PM	15:00	7.333 pH	20.68 °C	509.5 µS/cm	0.544 mg/L	5.667 NTU	-6.2 mV	8.410 ft	250.0 ml/min
8/11/2025 3:28 PM	20:00	7.329 pH	20.37 °C	510.1 µS/cm	0.658 mg/L	6.394 NTU	1.4 mV	8.410 ft	250.0 ml/min
8/11/2025 3:33 PM	25:00	7.333 pH	20.41 °C	510.2 µS/cm	0.777 mg/L	8.570 NTU	5.6 mV	8.410 ft	250.0 ml/min
8/11/2025 3:38 PM	30:00	7.329 pH	20.34 °C	512.4 µS/cm	0.849 mg/L	15.39 NTU	8.5 mV	8.410 ft	250.0 ml/min

Samples

Sample ID:	Description:
ATR-MW38(29.1)-G081125	Sample collected at 1540 for VOCs

Created using VuSitu from In-Situ, Inc.

Low-Flow Test Report:

Test Date / Time: 8/11/2025 1:49:39 PM
Project: Textron - 2025 Annual Sampling Event
Operator Name: Dornbusch

Location Name: ATRMW-38(69.9) **Latitude: 39.6283881** **Longitude: -84.2359641** **Well Diameter: 2 in** **Casing Type: PVC** **Screen Length: 5 ft** **Top of Screen: 64 ft** **Total Depth: 69.55 ft** **Initial Depth to Water: 7.14 ft**	**Pump Type: Bladder** **Tubing Type: HDPE** **Pump Intake From TOC: 65 ft** **Estimated Total Volume Pumped: 15000 ml** **Flow Cell Volume: 130 ml** **Final Flow Rate: 250 ml/min** **Final Draw Down: 0.02 ft**	**Instrument Used: Aqua TROLL 600** **Serial Number: 920477**

Test Notes:

Low-Flow Readings:

Date Time	Elapsed Time	pH	Temperature	Specific Conductivity	RDO Concentration	Turbidity	ORP	Depth to Water	Flow
		+/- 0.2	+/- 0.5	+/- 3 %	+/- 0.2	+/- 10	+/- 20	+/- 0.01	
8/11/2025 1:49 PM	00:00	7.327 pH	16.39 °C	598.6 µS/cm	9.769 mg/L	4.076 NTU	50.4 mV	7.140 ft	250.0 ml/min
8/11/2025 1:54 PM	05:00	7.256 pH	15.79 °C	614.3 µS/cm	9.713 mg/L	26.09 NTU	71.2 mV	7.140 ft	250.0 ml/min
8/11/2025 1:59 PM	10:00	7.218 pH	15.26 °C	619.7 µS/cm	10.11 mg/L	37.55 NTU	83.2 mV	7.140 ft	250.0 ml/min
8/11/2025 2:04 PM	15:00	7.194 pH	14.94 °C	630.4 µS/cm	9.585 mg/L	42.59 NTU	91.2 mV	7.140 ft	250.0 ml/min
8/11/2025 2:09 PM	20:00	7.176 pH	14.83 °C	627.4 µS/cm	7.538 mg/L	2.701 NTU	96.1 mV	7.160 ft	250.0 ml/min
8/11/2025 2:14 PM	25:00	7.152 pH	14.64 °C	633.8 µS/cm	4.275 mg/L	3.498 NTU	88.8 mV	7.160 ft	250.0 ml/min
8/11/2025 2:19 PM	30:00	7.152 pH	14.43 °C	642.1 µS/cm	2.088 mg/L	4.804 NTU	-3.3 mV	7.160 ft	250.0 ml/min
8/11/2025 2:24 PM	35:00	7.165 pH	14.40 °C	644.3 µS/cm	1.276 mg/L	5.746 NTU	-42.9 mV	7.160 ft	250.0 ml/min
8/11/2025 2:29 PM	40:00	7.181 pH	14.41 °C	646.0 µS/cm	1.069 mg/L	6.952 NTU	-56.4 mV	7.160 ft	250.0 ml/min
8/11/2025 2:34 PM	45:00	7.193 pH	14.33 °C	646.7 µS/cm	0.767 mg/L	7.892 NTU	-65.1 mV	7.160 ft	250.0 ml/min
8/11/2025 2:39 PM	50:00	7.210 pH	14.32 °C	647.2 µS/cm	0.636 mg/L	6.408 NTU	-70.2 mV	7.160 ft	250.0 ml/min
8/11/2025 2:44 PM	55:00	7.232 pH	14.35 °C	647.9 µS/cm	0.524 mg/L	7.070 NTU	-74.2 mV	7.160 ft	250.0 ml/min
8/11/2025 2:49 PM	01:00:00	7.258 pH	14.17 °C	647.4 µS/cm	0.441 mg/L	5.115 NTU	-77.8 mV	7.160 ft	250.0 ml/min

Samples

Sample ID:	Description:
ATR-MW38(69.9)-G081125 AND ATR-MW38(69.9)-G081125-R	Samples collected at 1453 concurrently for VOCs

Created using VuSitu from In-Situ, Inc.

Low-Flow Test Report:

Test Date / Time: 8/11/2025 4:48:52 PM
Project: Textron - 2025 Annual Sampling Event
Operator Name: Timmers

Location Name: ATRMW-39(13) **Latitude: 39.62838474** **Longitude: -84.23597308** **Well Diameter: 2 in** **Casing Type: PVC** **Screen Length: 5 ft** **Top of Screen: 11 ft** **Total Depth: 16.43 ft** **Initial Depth to Water: 5.44 ft**	**Pump Type: Bladder** **Tubing Type: HDPE** **Pump Intake From TOC: 13 ft** **Estimated Total Volume Pumped: 6250 ml** **Flow Cell Volume: 130 ml** **Final Flow Rate: 250 ml/min** **Final Draw Down: 0 ft**	**Instrument Used: Aqua TROLL 600** **Serial Number: 1034955**

Test Notes:
Water level indicator stopped working after initial measurement, depth to water may not be completely accurate

Weather Conditions:
Sunny 85F

Low-Flow Readings:

Date Time	Elapsed Time	pH	Temperature	Specific Conductivity	RDO Concentration	Turbidity	ORP	Depth to Water	Flow
		+/- 0.2	+/- 0.5	+/- 3 %	+/- 0.2	+/- 10	+/- 20	+/- 0.01	
8/11/2025 4:48 PM	00:00	6.930 pH	22.35 °C	856.8 µS/cm	1.179 mg/L	14.83 NTU	167.5 mV	5.440 ft	250.0 ml/min
8/11/2025 4:53 PM	05:00	6.823 pH	19.09 °C	859.8 µS/cm	0.359 mg/L	36.52 NTU	158.7 mV	5.440 ft	250.0 ml/min
8/11/2025 4:58 PM	10:00	6.759 pH	18.36 °C	856.2 µS/cm	0.388 mg/L	66.25 NTU	154.4 mV	5.440 ft	250.0 ml/min
8/11/2025 5:03 PM	15:00	6.758 pH	18.06 °C	858.0 µS/cm	0.357 mg/L	101.9 NTU	147.0 mV	5.440 ft	250.0 ml/min
8/11/2025 5:08 PM	20:00	6.788 pH	17.94 °C	848.0 µS/cm	0.377 mg/L	152.4 NTU	140.2 mV	5.440 ft	250.0 ml/min
8/11/2025 5:13 PM	25:00	6.775 pH	17.83 °C	861.2 µS/cm	0.362 mg/L	1.260 NTU	135.6 mV	5.440 ft	250.0 ml/min

Samples

Sample ID:	Description:
ATR-MW39(13)-G081125	Sample collected at 1719 for VOCs; MS/MSD also collected (All labeled the same); 9 VOAs collected in total

Created using VuSitu from In-Situ, Inc.

Low-Flow Test Report:

Test Date / Time: 8/11/2025 5:40:00 PM
Project: Textron - 2025 Annual Sampling Event
Operator Name: Timmers

Location Name: ATRMW-39(29.3) **Latitude: 39.62838486** **Longitude: -84.23597283** **Well Diameter: 2 in** **Casing Type: PVC** **Screen Length: 5 ft** **Top of Screen: 27 ft** **Total Depth: 32.57 ft** **Initial Depth to Water: 5.28 ft**	**Pump Type: Bladder** **Tubing Type: HDPE** **Pump Intake From TOC: 29 ft** **Estimated Total Volume Pumped: 6000 ml** **Flow Cell Volume: 130 ml** **Final Flow Rate: 250 ml/min** **Final Draw Down: 0 ft**	**Instrument Used: Aqua TROLL 600** **Serial Number: 1034955**

Test Notes:
Water level indicator stopped working after initial measurement, depth to water may not be completely accurate

Weather Conditions:
Sunny 86F

Low-Flow Readings:

Date Time	Elapsed Time	pH	Temperature	Specific Conductivity	RDO Concentration	Turbidity	ORP	Depth to Water	Flow
		+/- 0.2	+/- 0.5	+/- 3 %	+/- 0.2	+/- 10	+/- 20	+/- 0.01	
8/11/2025 5:40 PM	00:00	7.193 pH	22.68 °C	696.0 µS/cm	3.471 mg/L	297.6 NTU	-19.4 mV	5.280 ft	200.0 ml/min
8/11/2025 5:45 PM	05:00	7.145 pH	17.48 °C	701.5 µS/cm	0.617 mg/L	159.0 NTU	-60.2 mV	5.280 ft	250.0 ml/min
8/11/2025 5:50 PM	10:00	6.982 pH	16.83 °C	701.7 µS/cm	0.252 mg/L	120.5 NTU	-58.9 mV	5.280 ft	250.0 ml/min
8/11/2025 5:55 PM	15:00	6.949 pH	16.61 °C	694.6 µS/cm	0.216 mg/L	12.55 NTU	-62.7 mV	5.280 ft	250.0 ml/min
8/11/2025 6:00 PM	20:00	6.940 pH	16.49 °C	696.8 µS/cm	0.214 mg/L	12.09 NTU	-67.3 mV	5.280 ft	250.0 ml/min
8/11/2025 6:05 PM	25:00	6.949 pH	16.38 °C	689.4 µS/cm	0.216 mg/L	5.289 NTU	-71.2 mV	5.280 ft	250.0 ml/min

Samples

Sample ID:	Description:
ATR-MW39(29.3)-G081125	Sample collected at 1808 for VOCs

Low-Flow Test Report:

Test Date / Time: 8/12/2025 2:32:48 PM
Project: Textron - 2025 Annual Sampling Event
Operator Name: Dornbusch

Location Name: ATRMW-48(159) **Latitude: 39.6283866** **Longitude: -84.2359633** **Well Diameter: 2 in** **Casing Type: PVC** **Screen Length: 10 ft** **Top of Screen: 148 ft** **Total Depth: 158.73 ft** **Initial Depth to Water: 29.26 ft**	**Pump Type: Bladder** **Tubing Type: HDPE** **Pump Intake From TOC: 156 ft** **Estimated Total Volume Pumped: 11250 ml** **Flow Cell Volume: 130 ml** **Final Flow Rate: 250 ml/min** **Final Draw Down: 0 ft**	**Instrument Used: Aqua TROLL 600** **Serial Number: 920477**

Test Notes:

Low-Flow Readings:

Date Time	Elapsed Time	pH	Temperature	Specific Conductivity	RDO Concentration	Turbidity	ORP	Depth to Water	Flow
		+/- 0.2	+/- 0.5	+/- 3 %	+/- 0.2	+/- 10	+/- 20	+/- 0.01	
8/12/2025 2:32 PM	00:00	7.544 pH	28.06 °C	101.0 µS/cm	8.011 mg/L	43.71 NTU	38.2 mV	29.26 ft	250.0 ml/min
8/12/2025 2:37 PM	05:00	7.295 pH	17.26 °C	600.6 µS/cm	0.482 mg/L	1.949 NTU	43.7 mV	29.26 ft	250.0 ml/min
8/12/2025 2:42 PM	10:00	7.301 pH	17.33 °C	602.7 µS/cm	0.288 mg/L	0.000 NTU	33.5 mV	29.26 ft	250.0 ml/min
8/12/2025 2:47 PM	15:00	7.306 pH	16.99 °C	602.1 µS/cm	0.224 mg/L	0.000 NTU	18.0 mV	29.26 ft	250.0 ml/min
8/12/2025 2:52 PM	20:00	7.305 pH	17.07 °C	600.0 µS/cm	0.191 mg/L	0.000 NTU	-9.3 mV	29.26 ft	250.0 ml/min
8/12/2025 2:57 PM	25:00	7.301 pH	17.13 °C	599.2 µS/cm	0.170 mg/L	0.000 NTU	-63.7 mV	29.26 ft	250.0 ml/min
8/12/2025 3:02 PM	30:00	7.309 pH	16.78 °C	593.6 µS/cm	0.162 mg/L	0.000 NTU	-100.0 mV	29.26 ft	250.0 ml/min
8/12/2025 3:07 PM	35:00	7.317 pH	16.52 °C	590.6 µS/cm	0.148 mg/L	0.000 NTU	-114.5 mV	29.26 ft	250.0 ml/min
8/12/2025 3:12 PM	40:00	7.325 pH	16.25 °C	589.5 µS/cm	0.135 mg/L	0.000 NTU	-122.4 mV	29.26 ft	250.0 ml/min
8/12/2025 3:17 PM	45:00	7.328 pH	16.30 °C	589.2 µS/cm	0.127 mg/L	0.000 NTU	-127.8 mV	29.26 ft	250.0 ml/min

Samples

Sample ID:	Description:
ATR-MW48(159)-G081225	Sample collected at 1520 for VOCs

Low-Flow Test Report:

Test Date / Time: 8/12/2025 12:34:03 PM
Project: Textron - 2025 Annual Sampling Event
Operator Name: Dornbusch

Location Name: ATRMW-50(45) **Latitude: 39.6283888** **Longitude: -84.2359661** **Well Diameter: 2 in** **Casing Type: PVC** **Screen Length: 5 ft** **Top of Screen: 39.5 ft** **Total Depth: 45.05 ft** **Initial Depth to Water: 9.37 ft**	**Pump Type: Bladder** **Tubing Type: HDPE** **Pump Intake From TOC: 41 ft** **Estimated Total Volume Pumped: 5000 ml** **Flow Cell Volume: 130 ml** **Final Flow Rate: 250 ml/min** **Final Draw Down: 0 ft**	**Instrument Used: Aqua TROLL 600** **Serial Number: 920477**

Test Notes:

Low-Flow Readings:

Date Time	Elapsed Time	pH	Temperature	Specific Conductivity	RDO Concentration	Turbidity	ORP	Depth to Water	Flow
		+/- 0.2	+/- 0.5	+/- 3 %	+/- 0.2	+/- 10	+/- 20	+/- 0.01	
8/12/2025 12:34 PM	00:00	7.411 pH	17.61 °C	630.8 µS/cm	7.458 mg/L	0.147 NTU	-35.0 mV	9.370 ft	250.0 ml/min
8/12/2025 12:39 PM	05:00	7.172 pH	15.39 °C	703.1 µS/cm	0.820 mg/L	0.000 NTU	-84.2 mV	9.370 ft	250.0 ml/min
8/12/2025 12:44 PM	10:00	7.144 pH	15.25 °C	710.8 µS/cm	0.321 mg/L	0.000 NTU	-94.3 mV	9.370 ft	250.0 ml/min
8/12/2025 12:49 PM	15:00	7.156 pH	15.21 °C	711.1 µS/cm	0.249 mg/L	0.000 NTU	-98.5 mV	9.370 ft	250.0 ml/min
8/12/2025 12:54 PM	20:00	7.185 pH	15.15 °C	706.7 µS/cm	0.230 mg/L	0.000 NTU	-102.8 mV	9.370 ft	250.0 ml/min

Samples

Sample ID:	Description:
ATR-MW50(45)-G081225	Sample collected at 1255

Low-Flow Test Report:

Test Date / Time: 8/12/2025 11:49:36 AM
Project: Textron - 2025 Annual Sampling Event
Operator Name: Dornbusch

Location Name: ATRMW-50(80) **Latitude: 39.6283794** **Longitude: -84.2359651** **Well Diameter: 2 in** **Casing Type: PVC** **Screen Length: 10 ft** **Top of Screen: 60 ft** **Total Depth: 79.75 ft** **Initial Depth to Water: 10.37 ft**	**Pump Type: Bladder** **Tubing Type: HDPE** **Pump Intake From TOC: 76 ft** **Estimated Total Volume Pumped: 7500 ml** **Flow Cell Volume: 130 ml** **Final Flow Rate: 250 ml/min** **Final Draw Down: 0 ft**	**Instrument Used: Aqua TROLL 600** **Serial Number: 920477**

Test Notes:

Low-Flow Readings:

Date Time	Elapsed Time	pH	Temperature	Specific Conductivity	RDO Concentration	Turbidity	ORP	Depth to Water	Flow
		+/- 0.2	+/- 0.5	+/- 3 %	+/- 0.2	+/- 10	+/- 20	+/- 0.01	
8/12/2025 11:49 AM	00:00	7.223 pH	18.31 °C	548.6 µS/cm	1.815 mg/L	3.996 NTU	65.1 mV	10.37 ft	250.0 ml/min
8/12/2025 11:54 AM	05:00	7.060 pH	16.02 °C	570.4 µS/cm	0.376 mg/L	0.708 NTU	68.4 mV	10.37 ft	250.0 ml/min
8/12/2025 11:59 AM	10:00	7.056 pH	15.70 °C	575.3 µS/cm	1.064 mg/L	1.641 NTU	68.9 mV	10.37 ft	250.0 ml/min
8/12/2025 12:04 PM	15:00	7.045 pH	15.59 °C	637.8 µS/cm	0.407 mg/L	0.841 NTU	13.6 mV	10.37 ft	250.0 ml/min
8/12/2025 12:09 PM	20:00	7.044 pH	15.57 °C	654.0 µS/cm	0.261 mg/L	2.340 NTU	-32.8 mV	10.37 ft	250.0 ml/min
8/12/2025 12:14 PM	25:00	7.053 pH	15.46 °C	657.6 µS/cm	0.211 mg/L	1.416 NTU	-43.4 mV	10.37 ft	250.0 ml/min
8/12/2025 12:19 PM	30:00	7.064 pH	15.29 °C	657.8 µS/cm	0.203 mg/L	2.992 NTU	-48.5 mV	10.37 ft	250.0 ml/min

Samples

Sample ID:	Description:
ATR-MW50(80)-G081225	Sample collected at 1222

Low-Flow Test Report:

Test Date / Time: 8/12/2025 10:55:10 AM
Project: Textron - 2025 Annual Sampling Event
Operator Name: Timmers

Location Name: ATRMW-51(25) **Latitude: 39.6283881** **Longitude: -84.2359683** **Well Diameter: 2 in** **Casing Type: PVC** **Screen Length: 5 ft** **Top of Screen: 18.5 ft** **Total Depth: 24.75 ft** **Initial Depth to Water: 4.41 ft**	**Pump Type: Bladder** **Tubing Type: HDPE** **Pump Intake From TOC: 20 ft** **Estimated Total Volume Pumped: 3000 ml** **Flow Cell Volume: 130 ml** **Final Flow Rate: 150 ml/min** **Final Draw Down: 0 ft**	**Instrument Used: Aqua TROLL 600** **Serial Number: 1034955**

Test Notes:
Water level indicator stopped working after initial measurement, depth to water may not be completely accurate

Low-Flow Readings:

Date Time	Elapsed Time	pH	Temperature	Specific Conductivity	RDO Concentration	Turbidity	ORP	Depth to Water	Flow
		+/- 0.2	+/- 0.5	+/- 3 %	+/- 0.2	+/- 10	+/- 20	+/- 0.01	
8/12/2025 10:55 AM	00:00	7.129 pH	25.24 °C	599.7 µS/cm	4.084 mg/L	10.24 NTU	114.6 mV	4.410 ft	150.0 ml/min
8/12/2025 11:00 AM	05:00	6.902 pH	18.05 °C	562.2 µS/cm	0.316 mg/L	1.940 NTU	-116.3 mV	4.410 ft	150.0 ml/min
8/12/2025 11:05 AM	10:00	6.828 pH	17.68 °C	564.1 µS/cm	0.274 mg/L	0.264 NTU	-134.5 mV	4.410 ft	150.0 ml/min
8/12/2025 11:10 AM	15:00	6.799 pH	17.53 °C	565.4 µS/cm	0.264 mg/L	0.052 NTU	-139.4 mV	4.410 ft	150.0 ml/min
8/12/2025 11:15 AM	20:00	6.790 pH	17.46 °C	563.6 µS/cm	0.250 mg/L	0.000 NTU	-142.4 mV	4.410 ft	150.0 ml/min

Samples

Sample ID:	Description:
ATR-MW51(25)-G081225	Sample collected at 1118 for VOCs

Created using VuSitu from In-Situ, Inc.

Low-Flow Test Report:

Test Date / Time: 8/12/2025 11:40:01 AM
Project: Textron - 2025 Annual Sampling Event
Operator Name: Timmers

Location Name: ATRMW-51(70) **Latitude: 39.62838458** **Longitude: -84.23597395** **Well Diameter: 2 in** **Casing Type: PVC** **Screen Length: 10 ft** **Top of Screen: 59 ft** **Total Depth: 69.66 ft** **Initial Depth to Water: 4.44 ft**	**Pump Type: Bladder** **Tubing Type: HDPE** **Pump Intake From TOC: 62.5 ft** **Estimated Total Volume Pumped: 6000 ml** **Flow Cell Volume: 130 ml** **Final Flow Rate: 200 ml/min** **Final Draw Down: 0 ft**	**Instrument Used: Aqua TROLL 600** **Serial Number: 1034955**

Test Notes:
Water level indicator stopped working after initial measurement, depth to water may not be completely accurate

Weather Conditions:
Sunny 84F

Low-Flow Readings:

Date Time	Elapsed Time	pH	Temperature	Specific Conductivity	RDO Concentration	Turbidity	ORP	Depth to Water	Flow
		+/- 0.2	+/- 0.5	+/- 3 %	+/- 0.2	+/- 10	+/- 20	+/- 0.01	
8/12/2025 11:40 AM	00:00	7.219 pH	29.05 °C	581.2 µS/cm	2.441 mg/L	5.909 NTU	-118.8 mV	4.440 ft	200.0 ml/min
8/12/2025 11:45 AM	05:00	7.148 pH	18.03 °C	548.9 µS/cm	6.641 mg/L	57.64 NTU	-8.4 mV	4.440 ft	200.0 ml/min
8/12/2025 11:50 AM	10:00	6.962 pH	17.33 °C	568.2 µS/cm	3.540 mg/L	0.063 NTU	-5.5 mV	4.440 ft	200.0 ml/min
8/12/2025 11:55 AM	15:00	6.907 pH	17.18 °C	583.6 µS/cm	0.929 mg/L	0.000 NTU	-97.8 mV	4.440 ft	200.0 ml/min
8/12/2025 12:00 PM	20:00	6.896 pH	17.00 °C	584.9 µS/cm	0.524 mg/L	0.009 NTU	-118.6 mV	4.440 ft	200.0 ml/min
8/12/2025 12:05 PM	25:00	6.888 pH	17.07 °C	586.2 µS/cm	0.398 mg/L	0.038 NTU	-127.1 mV	4.440 ft	200.0 ml/min
8/12/2025 12:10 PM	30:00	6.904 pH	16.91 °C	584.6 µS/cm	0.345 mg/L	0.109 NTU	-132.8 mV	4.440 ft	200.0 ml/min

Samples

Sample ID:	Description:
ATR-MW51(70)-G081225	Sample collected at 1213 for VOCs

Low-Flow Test Report:

Test Date / Time: 8/13/2025 11:55:26 AM
Project: Textron - 2025 Annual Sampling Event
Operator Name: Dornbusch

Location Name: ATRMW-52(55) **Latitude: 39.62838448** **Longitude: -84.23597371** **Well Diameter: 2 in** **Casing Type: PVC** **Screen Length: 10 ft** **Top of Screen: 44 ft** **Total Depth: 54.65 ft** **Initial Depth to Water: 16.82 ft**	**Pump Type: Bladder** **Tubing Type: HDPE** **Pump Intake From TOC: 51 ft** **Estimated Total Volume Pumped: 7500 ml** **Flow Cell Volume: 130 ml** **Final Flow Rate: 250 ml/min** **Final Draw Down: 0.02 ft**	**Instrument Used: Aqua TROLL 600** **Serial Number: 920477**

Test Notes:

Low-Flow Readings:

Date Time	Elapsed Time	pH	Temperature	Specific Conductivity	RDO Concentration	Turbidity	ORP	Depth to Water	Flow
		+/- 0.2	+/- 0.5	+/- 3 %	+/- 0.2	+/- 10	+/- 20	+/- 0.01	
8/13/2025 11:55 AM	00:00	7.062 pH	20.22 °C	112.9 µS/cm	8.741 mg/L	1.148 NTU	-23.4 mV	16.82 ft	250.0 ml/min
8/13/2025 12:00 PM	05:00	6.963 pH	21.48 °C	610.5 µS/cm	5.587 mg/L	0.954 NTU	-23.8 mV	16.82 ft	250.0 ml/min
8/13/2025 12:05 PM	10:00	7.177 pH	20.38 °C	804.4 µS/cm	1.669 mg/L	1.244 NTU	-65.5 mV	16.82 ft	250.0 ml/min
8/13/2025 12:10 PM	15:00	7.140 pH	15.29 °C	836.5 µS/cm	0.745 mg/L	1.972 NTU	-74.3 mV	16.84 ft	250.0 ml/min
8/13/2025 12:15 PM	20:00	7.138 pH	15.12 °C	837.1 µS/cm	0.499 mg/L	2.343 NTU	-78.5 mV	16.84 ft	250.0 ml/min
8/13/2025 12:20 PM	25:00	7.177 pH	15.02 °C	840.1 µS/cm	0.388 mg/L	0.000 NTU	-83.3 mV	16.84 ft	250.0 ml/min
8/13/2025 12:25 PM	30:00	7.210 pH	15.00 °C	839.5 µS/cm	0.347 mg/L	0.226 NTU	-86.5 mV	16.84 ft	250.0 ml/min

Samples

	Sample ID:	**Description:**
ATR-MW52(55)-G081325	Sample collected at 1228 for VOCs; MS/MSD also collected (All labeled the same); 9 VOAs collected in total	

Low-Flow Test Report:

Test Date / Time: 8/13/2025 12:48:12 PM
Project: Textron - 2025 Annual Sampling Event
Operator Name: Dornbusch

Location Name: ATRMW-57(38) **Latitude: 39.6283864** **Longitude: -84.2359598** **Well Diameter: 2 in** **Casing Type: PVC** **Screen Length: 10 ft** **Top of Screen: 27 ft** **Total Depth: 37.54 ft** **Initial Depth to Water: 10.41 ft**	**Pump Type: Bladder** **Tubing Type: HDPE** **Pump Intake From TOC: 35 ft** **Estimated Total Volume Pumped: 7500 ml** **Flow Cell Volume: 130 ml** **Final Flow Rate: 250 ml/min** **Final Draw Down: 0 ft**	**Instrument Used: Aqua TROLL 600** **Serial Number: 920477**

Test Notes:

Low-Flow Readings:

Date Time	Elapsed Time	pH	Temperature	Specific Conductivity	RDO Concentration	Turbidity	ORP	Depth to Water	Flow
		+/- 0.2	+/- 0.5	+/- 3 %	+/- 0.2	+/- 10	+/- 20	+/- 0.01	
8/13/2025 12:48 PM	00:00	7.068 pH	16.39 °C	925.9 µS/cm	3.455 mg/L	6.562 NTU	4.1 mV	10.41 ft	250.0 ml/min
8/13/2025 12:53 PM	05:00	6.894 pH	14.26 °C	1,009 µS/cm	0.876 mg/L	4.532 NTU	20.4 mV	10.41 ft	250.0 ml/min
8/13/2025 12:58 PM	10:00	6.932 pH	14.04 °C	988.9 µS/cm	1.356 mg/L	3.382 NTU	26.4 mV	10.41 ft	250.0 ml/min
8/13/2025 1:03 PM	15:00	6.970 pH	13.68 °C	980.7 µS/cm	1.594 mg/L	1.359 NTU	31.2 mV	10.41 ft	250.0 ml/min
8/13/2025 1:08 PM	20:00	6.995 pH	14.56 °C	991.2 µS/cm	1.358 mg/L	0.795 NTU	32.9 mV	10.41 ft	250.0 ml/min
8/13/2025 1:13 PM	25:00	7.045 pH	14.55 °C	987.2 µS/cm	1.408 mg/L	0.547 NTU	33.4 mV	10.41 ft	250.0 ml/min
8/13/2025 1:18 PM	30:00	7.075 pH	14.60 °C	985.2 µS/cm	1.448 mg/L	0.788 NTU	34.7 mV	10.41 ft	250.0 ml/min

Samples

Sample ID:	Description:
ATR-MW57(38)-G081325	Sample collected at 1320 for VOCs
ATR-EB003-081325	Equipment blank collected at 1330

Created using VuSitu from In-Situ, Inc.

Low-Flow Test Report:

Test Date / Time: 8/13/2025 11:18:31 AM
Project: Textron - 2025 Annual Sampling Event
Operator Name: Dornbusch

Location Name: ATRMW-59(46) **Latitude: 39.6283913** **Longitude: -84.235964** **Well Diameter: 2 in** **Casing Type: PVC** **Screen Length: 5 ft** **Top of Screen: 41 ft** **Total Depth: 46.13 ft** **Initial Depth to Water: 16.48 ft**	**Pump Type: Bladder** **Tubing Type: HDPE** **Pump Intake From TOC: 43 ft** **Estimated Total Volume Pumped: 5000 ml** **Flow Cell Volume: 130 ml** **Final Flow Rate: 250 ml/min** **Final Draw Down: 0 ft**	**Instrument Used: Aqua TROLL 600** **Serial Number: 920477**

Test Notes:

Low-Flow Readings:

Date Time	Elapsed Time	pH	Temperature	Specific Conductivity	RDO Concentration	Turbidity	ORP	Depth to Water	Flow
		+/- 0.2	+/- 0.5	+/- 3 %	+/- 0.2	+/- 10	+/- 20	+/- 0.01	
8/13/2025 11:18 AM	00:00	7.515 pH	17.92 °C	361.9 µS/cm	3.007 mg/L	1.964 NTU	-110.9 mV	16.48 ft	250.0 ml/min
8/13/2025 11:23 AM	05:00	7.579 pH	16.74 °C	363.9 µS/cm	0.284 mg/L	5.298 NTU	-159.8 mV	16.48 ft	250.0 ml/min
8/13/2025 11:28 AM	10:00	7.603 pH	16.54 °C	364.9 µS/cm	0.229 mg/L	3.617 NTU	-168.7 mV	16.48 ft	250.0 ml/min
8/13/2025 11:33 AM	15:00	7.610 pH	16.52 °C	365.3 µS/cm	0.203 mg/L	1.540 NTU	-172.0 mV	16.48 ft	250.0 ml/min
8/13/2025 11:38 AM	20:00	7.607 pH	16.39 °C	366.1 µS/cm	0.210 mg/L	1.113 NTU	-172.9 mV	16.48 ft	250.0 ml/min

Samples

Sample ID:	Description:
ATR-MW59(46)-G081325	Sample collected at 1140 for VOCs

Low-Flow Test Report:

Test Date / Time: 8/13/2025 10:16:08 AM
Project: Textron - 2025 Annual Sampling Event
Operator Name: Dornbusch

Location Name: ATRMW-60(38) **Latitude: 39.62838464** **Longitude: -84.23597698** **Well Diameter: 2 in** **Casing Type: PVC** **Screen Length: 5 ft** **Top of Screen: 32 ft** **Total Depth: 37.97 ft** **Initial Depth to Water: 15.61 ft**	**Pump Type: Bladder** **Tubing Type: HDPE** **Pump Intake From TOC: 35 ft** **Estimated Total Volume Pumped: 10000 ml** **Flow Cell Volume: 130 ml** **Final Flow Rate: 250 ml/min** **Final Draw Down: 0 ft**	**Instrument Used: Aqua TROLL 600** **Serial Number: 920477**

Test Notes:

Low-Flow Readings:

Date Time	Elapsed Time	pH	Temperature	Specific Conductivity	RDO Concentration	Turbidity	ORP	Depth to Water	Flow
		+/- 0.2	+/- 0.5	+/- 3 %	+/- 0.2	+/- 10	+/- 20	+/- 0.01	
8/13/2025 10:16 AM	00:00	7.392 pH	15.70 °C	223.4 µS/cm	0.572 mg/L	0.000 NTU	-139.9 mV	15.61 ft	250.0 ml/min
8/13/2025 10:21 AM	05:00	7.453 pH	14.63 °C	223.4 µS/cm	0.120 mg/L	0.000 NTU	-160.6 mV	15.61 ft	250.0 ml/min
8/13/2025 10:26 AM	10:00	7.491 pH	14.57 °C	225.7 µS/cm	0.110 mg/L	0.000 NTU	-167.7 mV	15.61 ft	250.0 ml/min
8/13/2025 10:31 AM	15:00	7.526 pH	14.42 °C	225.6 µS/cm	0.093 mg/L	0.000 NTU	-171.7 mV	15.61 ft	250.0 ml/min
8/13/2025 10:36 AM	20:00	7.597 pH	14.33 °C	256.2 µS/cm	0.099 mg/L	0.000 NTU	-176.4 mV	15.61 ft	250.0 ml/min
8/13/2025 10:41 AM	25:00	7.705 pH	14.30 °C	308.1 µS/cm	0.092 mg/L	0.000 NTU	-181.7 mV	15.61 ft	250.0 ml/min
8/13/2025 10:46 AM	30:00	7.730 pH	14.31 °C	317.8 µS/cm	0.086 mg/L	0.000 NTU	-182.8 mV	15.61 ft	250.0 ml/min
8/13/2025 10:51 AM	35:00	7.739 pH	14.44 °C	322.9 µS/cm	0.094 mg/L	0.000 NTU	-183.9 mV	15.61 ft	250.0 ml/min
8/13/2025 10:56 AM	40:00	7.747 pH	14.31 °C	325.9 µS/cm	0.088 mg/L	0.000 NTU	-184.3 mV	15.61 ft	250.0 ml/min

Samples

Sample ID:	Description:
ATR-MW60(38)-G081325 and ATR-MW60(38)-G081325-R	Samples collected concurrently at 1100 for VOCs

Low-Flow Test Report:

Test Date / Time: 8/11/2025 12:54:50 PM
Project: Textron - 2025 Annual Sampling Event
Operator Name: Dornbusch

Location Name: ATRMW-67(30) **Latitude: 39.62832584** **Longitude: -84.23598506** **Well Diameter: 1.5 in** **Casing Type: PVC** **Screen Length: 5 ft** **Top of Screen: 25 ft** **Total Depth: 30.27 ft** **Initial Depth to Water: 26.83 ft**	**Pump Type: Bailer** **Tubing Type: 0.75-inch** **Estimated Total Volume Removed: 1 gallon** **Flow Cell Volume: ---** **Final Flow Rate: ---** **Final Draw Down: 0 ft**	**Instrument Used: Aqua TROLL 600** **Serial Number: 920477**

Test Notes:
0.75-inch bailer used to purge and to collect groundwater sample due to well diameter being 1.5-inches

Low-Flow Readings:

Date Time	Elapsed Time	pH	Temperature	Specific Conductivity	RDO Concentration	Turbidity	ORP	Depth to Water	Flow
		+/- 0.2	+/- 0.5	+/- 3 %	+/- 0.2	+/- 10	+/- 20	+/- 0.01	
8/11/2025 12:54 PM	00:00	6.604 pH	18.03 °C	891.1 µS/cm	4.288 mg/L	177.4 NTU	-38.0 mV	26.83 ft	250.0 ml/min
8/11/2025 12:59 PM	05:00	7.369 pH	21.14 °C	0.246 µS/cm	8.866 mg/L	0.128 NTU	-35.6 mV	26.83 ft	250.0 ml/min
8/11/2025 1:04 PM	10:00	6.620 pH	17.00 °C	908.4 µS/cm	4.442 mg/L	984.5 NTU	-47.1 mV	26.83 ft	250.0 ml/min
8/11/2025 1:09 PM	15:00	6.629 pH	16.74 °C	915.1 µS/cm	3.830 mg/L	1,430 NTU	-46.8 mV	26.83 ft	250.0 ml/min
8/11/2025 1:14 PM	20:00	7.248 pH	18.47 °C	1.979 µS/cm	9.317 mg/L	0.576 NTU	-40.8 mV	26.83 ft	250.0 ml/min
8/11/2025 1:15 PM	20:52	6.704 pH	16.46 °C	917.5 µS/cm	5.381 mg/L	1,021 NTU	-40.3 mV	26.83 ft	250.0 ml/min

Samples

Sample ID:	Description:
ATR-MW67(30)-G081125	Sample collected at 1320 after purging 3 well volumes (1 gallon) for VOCs

Created using VuSitu from In-Situ, Inc.

Low-Flow Test Report:

Test Date / Time: 8/11/2025 12:12:56 PM
Project: Textron - 2025 Annual Sampling Event
Operator Name: Dornbusch

Location Name: ATRMW-71(33) **Latitude: 39.628383** **Longitude: -84.2359696** **Well Diameter: 1.5 in** **Casing Type: PVC** **Screen Length: 5 ft** **Top of Screen: 27 ft** **Total Depth: 32.76 ft** **Initial Depth to Water: 26.46 ft**	**Pump Type: Bailer** **Tubing Type: 0.75-inch** **Estimated Total Volume Removed: 1.80 gallons** **Flow Cell Volume: ---** **Final Flow Rate: ---** **Final Draw Down: 0 ft**	**Instrument Used: Aqua TROLL 600** **Serial Number: 920477**

Test Notes:
0.75-inch bailer used to purge and to collect groundwater sample due to well diameter being 1.5-inches

Low-Flow Readings:

Date Time	Elapsed Time	pH	Temperature	Specific Conductivity	RDO Concentration	Turbidity	ORP	Depth to Water	Flow
		+/- 0.2	+/- 0.5	+/- 3 %	+/- 0.2	+/- 10	+/- 20	+/- 0.01	
8/11/2025 12:12 PM	00:00	6.513 pH	18.77 °C	1,034 µS/cm	4.576 mg/L	6.843 NTU	-37.5 mV	26.46 ft	250.0 ml/min
8/11/2025 12:17 PM	05:00	5.964 pH	24.51 °C	0.174 µS/cm	8.209 mg/L	0.655 NTU	23.1 mV	26.46 ft	250.0 ml/min
8/11/2025 12:22 PM	10:00	6.669 pH	17.95 °C	1,058 µS/cm	5.449 mg/L	137.0 NTU	-69.5 mV	26.46 ft	250.0 ml/min
8/11/2025 12:27 PM	15:00	6.611 pH	17.98 °C	939.0 µS/cm	4.650 mg/L	150.9 NTU	-88.6 mV	26.46 ft	250.0 ml/min
8/11/2025 12:32 PM	20:00	6.605 pH	18.07 °C	1,064 µS/cm	3.672 mg/L	84.79 NTU	-85.4 mV	26.46 ft	250.0 ml/min
8/11/2025 12:37 PM	25:00	6.603 pH	18.01 °C	1,063 µS/cm	3.549 mg/L	85.50 NTU	-84.3 mV	26.46 ft	250.0 ml/min

Samples

Sample ID:	Description:
ATR-MW71(33)-G081125	Sample collected at 1240 after purging 3 well volumes (1.80 gallons) for VOCs

Created using VuSitu from In-Situ, Inc.

Low-Flow Test Report:

Test Date / Time: 9/16/2025 2:20:18 PM
Project: Textron
Operator Name: Dornbusch

Location Name: ATRMW-38(69.9) **Well Diameter: 2 in** **Casing Type: PVC** **Screen Length: 5 ft** **Top of Screen: 64.5 ft** **Total Depth: 69.87 ft** **Initial Depth to Water: 8.69 ft**	**Pump Type: Bladder** **Tubing Type: HDPE** **Pump Intake From TOC: 67.5 m** **Estimated Total Volume Pumped: 4000 ml** **Flow Cell Volume: 130 ml** **Final Flow Rate: 200 ml/min** **Final Draw Down: 0 ft**	**Instrument Used: Aqua TROLL 600** **Serial Number: 1034961**

Test Notes:

Low-Flow Readings:

Date Time	Elapsed Time	pH	Temperature	Specific Conductivity	RDO Concentration	Turbidity	ORP	Depth to Water	Flow
		+/- 0.2	+/- 0.5	+/- 3 %	+/- 0.2	+/- 10	+/- 20	+/- 0.01	
9/16/2025 2:20 PM	00:00	7.52 pH	18.05 °C	524.80 µS/cm	9.52 mg/L	0.37 NTU	-80.4 mV	8.69 ft	200.00 ml/min
9/16/2025 2:25 PM	05:00	7.22 pH	15.43 °C	594.34 µS/cm	0.13 mg/L	1.05 NTU	-90.7 mV	8.69 ft	200.00 ml/min
9/16/2025 2:30 PM	10:00	7.21 pH	15.49 °C	595.44 µS/cm	0.05 mg/L	1.01 NTU	-94.7 mV	8.69 ft	200.00 ml/min
9/16/2025 2:35 PM	15:00	7.21 pH	15.26 °C	596.89 µS/cm	0.03 mg/L	0.43 NTU	-96.6 mV	8.69 ft	200.00 ml/min
9/16/2025 2:40 PM	20:00	7.22 pH	15.15 °C	590.00 µS/cm	0.02 mg/L	0.32 NTU	-98.1 mV	8.69 ft	200.00 ml/min

Samples

Sample ID:	Description:
ATRMW-38(69.9)-091625	Sample collected at 1443
AND	Duplicate collected at the same time
ATRMW-38(69.9)-091625-R	ATRMW-EB001-091625 collected after deconning equipment

Low-Flow Test Report:

Test Date / Time: 9/16/2025 1:34:11 PM
Project: Textron
Operator Name: Dornbusch

Location Name: ATRMW-38(102.5) **Well Diameter: 2 in** **Casing Type: PVC** **Screen Length: 5 ft** **Top of Screen: 97 ft** **Total Depth: 102.54 ft** **Initial Depth to Water: 8.73 m**	**Pump Type: Bladder** **Tubing Type: HDPE** **Estimated Total Volume Pumped: 6000 ml** **Flow Cell Volume: 130 ml** **Final Flow Rate: 200 ml/min** **Final Draw Down: -6.063 m**	**Instrument Used: Aqua TROLL 600** **Serial Number: 1034961**

Test Notes:

Low-Flow Readings:

Date Time	Elapsed Time	pH	Temperature	Specific Conductivity	RDO Concentration	Turbidity	ORP	Depth to Water	Flow
		+/- 0.2	+/- 0.5	+/- 3 %	+/- 0.2	+/- 10	+/- 2	+/- 0.01	
9/16/2025 1:34 PM	00:00	7.31 pH	15.71 °C	565.09 µS/cm	1.39 mg/L	5.22 NTU	100.6 mV	8.74 ft	200.00 ml/min
9/16/2025 1:39 PM	05:00	7.08 pH	14.38 °C	574.65 µS/cm	0.12 mg/L	2.89 NTU	21.9 mV	8.74 ft	200.00 ml/min
9/16/2025 1:44 PM	10:00	7.06 pH	14.33 °C	575.51 µS/cm	0.05 mg/L	0.53 NTU	-13.5 mV	8.74 ft	200.00 ml/min
9/16/2025 1:49 PM	15:00	7.06 pH	14.21 °C	573.41 µS/cm	0.03 mg/L	0.00 NTU	-43.4 mV	8.74 ft	200.00 ml/min
9/16/2025 1:54 PM	20:00	7.07 pH	14.10 °C	572.77 µS/cm	0.02 mg/L	0.00 NTU	-61.9 mV	8.75 ft	200.00 ml/min
9/16/2025 1:59 PM	25:00	7.09 pH	14.12 °C	571.54 µS/cm	0.03 mg/L	0.00 NTU	-70.8 mV	8.75 ft	200.00 ml/min
9/16/2025 2:04 PM	30:00	7.10 pH	14.08 °C	570.99 µS/cm	0.02 mg/L	0.00 NTU	-76.0 mV	8.75 ft	200.00 ml/min

Samples

Sample ID:	Description:
ATRMW-38(102.5)-091625	Sample collected at 1407

APPENDIX B

LABORATORY REPORTS

August 28, 2025

Paul Stork
WSP USA
521 Byers Road
Suite 204
Miamisburg, OH 45342

Work Order: **HN2511497**
Revision: **1**

Re: **Textron Rochester**

Dear Paul,
Enclosed are the results of the sample(s) submitted to our laboratory.

The analytical data provided relates directly to the samples received by ALS Environmental - Holland and for only the analyses requested.

Sample results are compliant with industry accepted practices and Quality Control results achieved laboratory specifications. Any exceptions are noted in the Case Narrative, or noted with qualifiers in the report or QC batch information. Should this laboratory report need to be reproduced, it should be reproduced in full unless written approval has been obtained from ALS Environmental. Samples will be disposed in 30 days unless storage arrangements are made.

If you have any questions regarding this report, please feel free to contact me:
ADDRESS: 3352 128th Avenue, Holland, MI, USA PHONE: +1 (616) 399-6070 FAX: +1 (616) 399-6185

Jodi Blouw
/S/ JODI BLOUW

Project Manager

Client: WSP USA **Work Order:** HN2511497
Project: Textron Rochester **Date Received:** 14-Aug-2025

CASE NARRATIVE

All analyses were performed consistent with the quality assurance program of ALS Environmental. This report contains analytical results for samples for the Tier II level requested by the client.

Sample Receipt

55 groundwater samples were received for analysis at ALS Environmental on 14-Aug-2025. Any discrepancies upon initial sample inspection are annotated on the sample receipt and preservation form included within this report. The samples were stored at minimum in accordance with the analytical method requirements.

Organics

EPA 8260D-FULL HN-W

Run ID: 3421145

The Continuing Calibration Verification did not meet acceptance criteria with high bias, however, the sample results were non-detect for the following analytes: iodomethane
The MSD recovery was above the upper control limit. The corresponding result in the parent sample was non-detect, therefore no qualification is necessary. see QC report
The MSD recovery was above the upper control limit. The corresponding result in the parent sample may be biased high for this analyte: 1,2,4-trichlorobenzene
The RPD between the MS and MSD was outside of the control limit. The corresponding result should be considered estimated for this compound: see QC report
The MS recovery was above the upper control limit. The corresponding result in the parent sample was non-detect, therefore no qualification is necessary: see QC report
The MSD recovery was outside of the control limit. However, the MS recovery and the RPD between the MS and MSD was in control. No qualification is required for this analyte: see QC report
The MSD recovery was outside of the control limit; however, the result in the parent sample is greater than 4x the spike amount. No qualification is required for this analyte: chlorobenzene, di-isopropylether
The Continuing Calibration Verification did not meet acceptance criteria with low bias. Instrument sensitivity was verified as sufficient through the analysis of a low-level standard. The following non-detects are reported without qualification: chloroethane, dichlorodifluoromethane, methyl chloride, trichlorofluoromethane, vinyl chloride
The MS recovery was above the upper control limit. The corresponding result in the parent sample may be biased high for this analyte: 1,2,4-trichlorobenzene
The MS recovery was outside of the control limit; however, the result in the parent sample is greater than 4x the spike amount. No qualification is required for this analyte: chlorobenzene, di-isopropylether

Run ID: 3416217

The Continuing Calibration Verification did not meet acceptance criteria with low bias. Instrument sensitivity was verified as sufficient through the analysis of a low-level standard. The following non-detects are reported without qualification: carbon disulfide, methyl chloride

Run ID: 3412691

The RPD between the MS and MSD was outside of the control limit. The corresponding result should be considered estimated for this compound: 4-methyl-2-pentanone
The Continuing Calibration Verification did not meet acceptance criteria with high bias, however, the sample results were non-detect for the following analytes: Methyl bromide (Bromomethane)

Client: WSP USA **Work Order:** HN2511497
Project: Textron Rochester **Date Received:** 14-Aug-2025

CASE NARRATIVE

All analyses were performed consistent with the quality assurance program of ALS Environmental. This report contains analytical results for samples for the Tier II level requested by the client.

Run ID: 3424715

The MSD recovery was outside of the control limit. However, the MS recovery and the RPD between the MS and MSD was in control. No qualification is required for this analyte: see QC report
The Continuing Calibration Verification did not meet acceptance criteria with low bias. Instrument sensitivity was verified as sufficient through the analysis of a low-level standard. The following non-detects are reported without qualification: 2-butanone
The MS recovery was above the upper control limit. The corresponding result in the parent sample was non-detect, therefore no qualification is necessary: see QC report
The LCS recovery was above the upper control limit. All the sample results in the batch were non-detect. No qualification is necessary for this analyte: methyl tert-butyl ether
The following analytes failed calibration refit conditions. All samples in this batch were non-detect. No qualification is necessary for these analytes: methyl bromide
The MS recovery was below the lower control limit. The corresponding result in the parent sample may be biased low for this analyte: methyl acetate
The MSD recovery was below the lower control limit. The corresponding result in the parent sample may be biased low for the following analyte(s): methyl acetate
The MSD recovery was above the upper control limit. The corresponding result in the parent sample was non-detect, therefore no qualification is necessary. see QC report
The Continuing Calibration Verification did not meet acceptance criteria with high bias, however, the sample results were non-detect for the following analytes: bromoform, chlorodibromomethane, methyl tert-butyl ether

Run ID: 3416581

The Continuing Calibration Verification did not meet acceptance criteria with high bias, however, the sample results were non-detect for the following analytes: acetone
The Continuing Calibration Verification did not meet acceptance criteria with low bias. Instrument sensitivity was verified as sufficient through the analysis of a low-level standard. The following non-detects are reported without qualification: chloromethane, dichlorodifluoromethane, vinyl chloride

Run ID: 3416577

The Continuing Calibration Verification did not meet acceptance criteria with low bias. Instrument sensitivity was verified as sufficient through the analysis of a low-level standard. The following non-detects are reported without qualification: chloroethane, chloromethane, vinyl chloride
The Continuing Calibration Verification did not meet acceptance criteria with high bias, however, the sample results were non-detect for the following analytes: acetone

Run ID: 3420724

The Continuing Calibration Verification did not meet acceptance criteria with low bias. Instrument sensitivity was verified as sufficient through the analysis of a low-level standard. The following non-detects are reported without qualification: Dichlorodifluoromethane (Freon-12), Vinyl chloride (Chloroethene), Methyl chloride (Chloromethane)
The RPD between the LCS and LCSD was outside of the control limit. The sample results should be considered estimated for this analyte: 4-methyl-2-pentanone

Run ID: 3424928

The MSD recovery was above the upper control limit. The corresponding result in the parent sample was non-detect, therefore no qualification is necessary: See QC report

The MSD recovery was outside of the control limit. However, the MS recovery and the RPD between the MS and MSD was in control. No qualification is required for this analyte: See QC report

The MS recovery was above the upper control limit. The corresponding result in the parent sample was non-detect, therefore no qualification is necessary: See QC report

The LCS recovery was above the upper control limit. All the sample results in the batch were non-detect. No qualification is necessary for this analyte: Dichlorodifluoromethane (Freon-12), Trichlorofluoromethane (Fluorotrichloromethane, Freon 11)

HN2511497-046: The reporting limit is elevated due to insufficient sample volume received for the analysis.

Run ID: 3413034

The Continuing Calibration Verification did not meet acceptance criteria with low bias. Instrument sensitivity was verified as sufficient through the analysis of a low-level standard. The following non-detects are reported without qualification: carbon disulfide, chloroethane

SAMPLE DETECTION SUMMARY

This form includes only detections above the limits as presented.

For a full listing of sample results, continue to the Sample Results section of this Report.

CLIENT ID: ATR-MW17-G081225 — **Lab ID: HN2511497-001**

Analyte	Results	Flag	MRL	Units	Method
cis-1,2-Dichloroethylene	7.81		1.00	µg/L	EPA 8260D
Trichloroethene (Trichloroethylene)	8.68		1.00	µg/L	EPA 8260D

CLIENT ID: ATR-MW57(38)-G081325 — **Lab ID: HN2511497-002**

Analyte	Results	Flag	MRL	Units	Method
cis-1,2-Dichloroethylene	2.56		1.00	µg/L	EPA 8260D
Trichloroethene (Trichloroethylene)	2.54		1.00	µg/L	EPA 8260D

CLIENT ID: ATR-EB003-081325 — **Lab ID: HN2511497-003**

Analyte	Results	Flag	MRL	Units	Method
Toluene	4.51		1.00	µg/L	EPA 8260D

CLIENT ID: ATR-MW59(46)-G081325 — **Lab ID: HN2511497-004**

Analyte	Results	Flag	MRL	Units	Method
cis-1,2-Dichloroethylene	4360		100	µg/L	EPA 8260D
Ethylbenzene	7.37		1.00	µg/L	EPA 8260D
m+p-Xylene	4.13		2.00	µg/L	EPA 8260D
o-Xylene	6.26		1.00	µg/L	EPA 8260D
Toluene	4.98		1.00	µg/L	EPA 8260D
Total Xylene	10.4		2.00	µg/L	EPA 8260D
trans-1,2-Dichloroethylene	74.4		1.00	µg/L	EPA 8260D
Trichloroethene (Trichloroethylene)	2400		100	µg/L	EPA 8260D
Vinyl chloride (Chloroethene)	1270		100	µg/L	EPA 8260D

CLIENT ID: ATR-MW60(38)-G081325 — **Lab ID: HN2511497-007**

Analyte	Results	Flag	MRL	Units	Method
cis-1,2-Dichloroethylene	111		10.0	µg/L	EPA 8260D
Vinyl chloride (Chloroethene)	282		10.0	µg/L	EPA 8260D

CLIENT ID: ATR-MW1-G081325 — **Lab ID: HN2511497-009**

Analyte	Results	Flag	MRL	Units	Method
Chlorobenzene	1.79		1.00	µg/L	EPA 8260D

CLIENT ID: ATR-MW38(69.9)-G081125 — **Lab ID: HN2511497-010**

Analyte	Results	Flag	MRL	Units	Method
Vinyl chloride (Chloroethene)	5.67		1.00	µg/L	EPA 8260D

CLIENT ID: ATR-MW30(41.1)-G081225 — **Lab ID: HN2511497-011**

Analyte	Results	Flag	MRL	Units	Method
cis-1,2-Dichloroethylene	33.5		1.00	µg/L	EPA 8260D
Trichloroethene (Trichloroethylene)	10.7		1.00	µg/L	EPA 8260D
Vinyl chloride (Chloroethene)	8.81		1.00	µg/L	EPA 8260D

SAMPLE DETECTION SUMMARY

This form includes only detections above the limits as presented.

For a full listing of sample results, continue to the Sample Results section of this Report.

CLIENT ID: ATR-MW19(53)-G081325 — **Lab ID: HN2511497-012**

Analyte	Results	Flag	MRL	Units	Method
cis-1,2-Dichloroethylene	22.8		1.00	µg/L	EPA 8260D
Vinyl chloride (Chloroethene)	12.0		1.00	µg/L	EPA 8260D

CLIENT ID: ATR-MW48(159)-G081225 — **Lab ID: HN2511497-014**

Analyte	Results	Flag	MRL	Units	Method
Vinyl chloride (Chloroethene)	5.31		1.00	µg/L	EPA 8260D

CLIENT ID: ATR-MW35(90)-G081225 — **Lab ID: HN2511497-015**

Analyte	Results	Flag	MRL	Units	Method
Vinyl chloride (Chloroethene)	4.17		1.00	µg/L	EPA 8260D

CLIENT ID: ATR-MW38(69.9)-G081125-R — **Lab ID: HN2511497-020**

Analyte	Results	Flag	MRL	Units	Method
Vinyl chloride (Chloroethene)	5.05		1.00	µg/L	EPA 8260D

CLIENT ID: ATR-MW60(38)-G081325-R — **Lab ID: HN2511497-022**

Analyte	Results	Flag	MRL	Units	Method
cis-1,2-Dichloroethylene	108		10.0	µg/L	EPA 8260D
Vinyl chloride (Chloroethene)	288		10.0	µg/L	EPA 8260D

CLIENT ID: ATR-EB001-081125 — **Lab ID: HN2511497-027**

Analyte	Results	Flag	MRL	Units	Method
Toluene	4.13		1.00	µg/L	EPA 8260D

CLIENT ID: ATR-MW32(89)-G081225 — **Lab ID: HN2511497-030**

Analyte	Results	Flag	MRL	Units	Method
Vinyl chloride (Chloroethene)	11.1		1.00	µg/L	EPA 8260D

CLIENT ID: ATR-MW25(82)-G081325 — **Lab ID: HN2511497-031**

Analyte	Results	Flag	MRL	Units	Method
cis-1,2-Dichloroethylene	1.85		1.00	µg/L	EPA 8260D
Vinyl chloride (Chloroethene)	3.38		1.00	µg/L	EPA 8260D

CLIENT ID: ATR-MW27(104.2)-G081325 — **Lab ID: HN2511497-032**

Analyte	Results	Flag	MRL	Units	Method
cis-1,2-Dichloroethylene	6.35		1.00	µg/L	EPA 8260D

CLIENT ID: ATR-MW20(51)-G081325 — **Lab ID: HN2511497-033**

Analyte	Results	Flag	MRL	Units	Method
Vinyl chloride (Chloroethene)	7.90		1.00	µg/L	EPA 8260D

CLIENT ID: ATR-MW27(75.4)-G081325 — **Lab ID: HN2511497-035**

Analyte	Results	Flag	MRL	Units	Method
cis-1,2-Dichloroethylene	7.87		1.00	µg/L	EPA 8260D
Trichloroethene (Trichloroethylene)	7.55		1.00	µg/L	EPA 8260D

SAMPLE DETECTION SUMMARY

This form includes only detections above the limits as presented.

For a full listing of sample results, continue to the Sample Results section of this Report.

CLIENT ID: ATR-MW27(75.4)-G081325 — **Lab ID: HN2511497-035**

Analyte	Results	Flag	MRL	Units	Method
Vinyl chloride (Chloroethene)	2.92		1.00	µg/L	EPA 8260D

CLIENT ID: ATR-MW27(53.05)-G081325 — **Lab ID: HN2511497-037**

Analyte	Results	Flag	MRL	Units	Method
Trichloroethene (Trichloroethylene)	1.75		1.00	µg/L	EPA 8260D

CLIENT ID: ATR-FB001-081325 — **Lab ID: HN2511497-038**

Analyte	Results	Flag	MRL	Units	Method
Toluene	3.09		1.00	µg/L	EPA 8260D

CLIENT ID: ATR-MW31(98.5)-G081225 — **Lab ID: HN2511497-039**

Analyte	Results	Flag	MRL	Units	Method
Vinyl chloride (Chloroethene)	3.48		1.00	µg/L	EPA 8260D

CLIENT ID: ATR-MW37(70)-G081125 — **Lab ID: HN2511497-043**

Analyte	Results	Flag	MRL	Units	Method
Trichloroethene (Trichloroethylene)	1.26		1.00	µg/L	EPA 8260D

CLIENT ID: ATR-MW34(85)-G081225 — **Lab ID: HN2511497-052**

Analyte	Results	Flag	MRL	Units	Method
cis-1,2-Dichloroethylene	4.87		1.00	µg/L	EPA 8260D
Trichloroethene (Trichloroethylene)	12.4		1.00	µg/L	EPA 8260D

CLIENT ID: ATR-EB001-081225 — **Lab ID: HN2511497-054**

Analyte	Results	Flag	MRL	Units	Method
Toluene	2.61		1.00	µg/L	EPA 8260D

SAMPLE SUMMARY

Client: WSP USA
Project: Textron Rochester
Workorder: HN2511497

Laboratory Sample ID	Client Sample ID	Sample Matrix	Collection Date	Date Received
HN2511497-001	ATR-MW17-G081225	GROUNDWATER	08/12/25 17:17	08/15/25 08:00
HN2511497-002	ATR-MW57(38)-G081325	GROUNDWATER	08/13/25 13:20	08/15/25 08:00
HN2511497-003	ATR-EB003-081325	GROUNDWATER	08/13/25 13:30	08/15/25 08:00
HN2511497-004	ATR-MW59(46)-G081325	GROUNDWATER	08/13/25 11:40	08/15/25 08:00
HN2511497-005	ATR-MW3-G081325	GROUNDWATER	08/13/25 10:00	08/15/25 08:00
HN2511497-006	ATR-MW50(80)-G081225	GROUNDWATER	08/12/25 12:22	08/15/25 08:00
HN2511497-007	ATR-MW60(38)-G081325	GROUNDWATER	08/13/25 11:00	08/15/25 08:00
HN2511497-008	ATR-MW52(55)-G081325	GROUNDWATER	08/13/25 12:27	08/15/25 08:00
HN2511497-009	ATR-MW1-G081325	GROUNDWATER	08/13/25 14:53	08/15/25 08:00
HN2511497-010	ATR-MW38(69.9)-G081125	GROUNDWATER	08/11/25 14:53	08/15/25 08:00
HN2511497-011	ATR-MW30(41.1)-G081225	GROUNDWATER	08/12/25 14:07	08/15/25 08:00
HN2511497-012	ATR-MW19(53)-G081325	GROUNDWATER	08/13/25 08:50	08/15/25 08:00
HN2511497-013	ATR-TB001-081125	GROUNDWATER	08/11/25	08/15/25 08:00
HN2511497-014	ATR-MW48(159)-G081225	GROUNDWATER	08/12/25 15:20	08/15/25 08:00
HN2511497-015	ATR-MW35(90)-G081225	GROUNDWATER	08/12/25 09:30	08/15/25 08:00
HN2511497-016	ATR-MW35(45)-G081225	GROUNDWATER	08/12/25 08:34	08/15/25 08:00
HN2511497-017	ATR-MW32(24.1)-G081225	GROUNDWATER	08/12/25 11:20	08/15/25 08:00
HN2511497-018	ATR-MW36(92.4)-G081125	GROUNDWATER	08/11/25 18:05	08/15/25 08:00
HN2511497-019	ATR-MW71(33)-G081125	GROUNDWATER	08/11/25 12:40	08/15/25 08:00
HN2511497-020	ATR-MW38(69.9)-G081125-R	GROUNDWATER	08/11/25 14:53	08/15/25 08:00
HN2511497-021	ATR-OW6(63)-G081225	GROUNDWATER	08/12/25 16:36	08/15/25 08:00
HN2511497-022	ATR-MW60(38)-G081325-R	GROUNDWATER	08/13/25 11:00	08/15/25 08:00
HN2511497-023	ATR-MW50(45)-G081225	GROUNDWATER	08/12/25 12:55	08/15/25 08:00
HN2511497-024	ATR-MW38(20.8)-G081125	GROUNDWATER	08/11/25 16:17	08/15/25 08:00
HN2511497-025	ATR-MW36(35.2)-G081125	GROUNDWATER	08/11/25 17:05	08/15/25 08:00
HN2511497-026	ATR-MW38(29.1)-G081125	GROUNDWATER	08/11/25 15:40	08/15/25 08:00
HN2511497-027	ATR-EB001-081125	GROUNDWATER	08/11/25 16:24	08/15/25 08:00
HN2511497-028	ATR-OW6(38)-G081225	GROUNDWATER	08/12/25 16:08	08/15/25 08:00
HN2511497-029	ATR-MW67(30)-G081125	GROUNDWATER	08/11/25 13:20	08/15/25 08:00
HN2511497-030	ATR-MW32(89)-G081225	GROUNDWATER	08/12/25 10:17	08/15/25 08:00
HN2511497-031	ATR-MW25(82)-G081325	GROUNDWATER	08/13/25 13:24	08/15/25 08:00
HN2511497-032	ATR-MW27(104.2)-G081325	GROUNDWATER	08/13/25 10:49	08/15/25 08:00
HN2511497-033	ATR-MW20(51)-G081325	GROUNDWATER	08/13/25 14:43	08/15/25 08:00
HN2511497-034	ATR-MW27(135)-G081325	GROUNDWATER	08/13/25 11:39	08/15/25 08:00

SAMPLE SUMMARY

Client: WSP USA
Project: Textron Rochester
Workorder: HN2511497

Laboratory Sample ID	Client Sample ID	Sample Matrix	Collection Date	Date Received
HN2511497-035	ATR-MW27(75.4)-G081325	GROUNDWATER	08/13/25 10:06	08/15/25 08:00
HN2511497-036	ATR-MW27(18)-G081325	GROUNDWATER	08/13/25 08:50	08/15/25 08:00
HN2511497-037	ATR-MW27(53.05)-G081325	GROUNDWATER	08/13/25 09:27	08/15/25 08:00
HN2511497-038	ATR-FB001-081325	GROUNDWATER	08/13/25 13:38	08/15/25 08:00
HN2511497-039	ATR-MW31(98.5)-G081225	GROUNDWATER	08/12/25 15:05	08/15/25 08:00
HN2511497-040	ATR-MW51(25)-G081225	GROUNDWATER	08/12/25 11:18	08/15/25 08:00
HN2511497-041	ATR-MW34(37)-G081225	GROUNDWATER	08/12/25 09:33	08/15/25 08:00
HN2511497-042	ATR-MW37(23.3)-G081125	GROUNDWATER	08/11/25 14:25	08/15/25 08:00
HN2511497-043	ATR-MW37(70)-G081125	GROUNDWATER	08/11/25 15:40	08/15/25 08:00
HN2511497-044	ATR-MW31(55.5)-G081225	GROUNDWATER	08/12/25 14:26	08/15/25 08:00
HN2511497-045	ATR-MW29(103.3)-G081225	GROUNDWATER	08/12/25 12:00	08/15/25 08:00
HN2511497-046	ATR-MW31(98.5)-G081225-R	GROUNDWATER	08/12/25 15:05	08/15/25 08:00
HN2511497-047	ATR-MW39(29.3)-G081125	GROUNDWATER	08/11/25 18:08	08/15/25 08:00
HN2511497-048	ATR-MW39(13)-G081125	GROUNDWATER	08/11/25 17:19	08/15/25 08:00
HN2511497-049	ATR-MW29(82.5)-G081225	GROUNDWATER	08/12/25 16:13	08/15/25 08:00
HN2511497-050	ATR-MW37(98)-G081125	GROUNDWATER	08/11/25 16:16	08/15/25 08:00
HN2511497-051	ATR-MW31(30.9)-G081225	GROUNDWATER	08/12/25 13:42	08/15/25 08:00
HN2511497-052	ATR-MW34(85)-G081225	GROUNDWATER	08/12/25 10:24	08/15/25 08:00
HN2511497-053	ATR-MW51(70)-G081225	GROUNDWATER	08/12/25 12:13	08/15/25 08:00
HN2511497-054	ATR-EB001-081225	GROUNDWATER	08/12/25 17:18	08/15/25 08:00
HN2511497-055	ATR-TB002-081125	GROUNDWATER	08/11/25	08/15/25 08:00

Chain of Custody Form

ALS Group USA, Corp

Page 1 of 6

Work Order

Company Name	WSP USA Environment and Infrastructure	Purchase Order		Parameter/Method Request for Analysis	
		Company Name	WSP USA Environment and Infrastructure	A	VOCs
Send Report To	Paul Stuck & Amy Zulian	Invoice Attn	Accounts Payable	B	
Project Name	TEXTRON	Project #		C	
				D	
Address	521 Byers Road, Suite 204	Address	521 Byers Road, Suite 204	E	
				F	
City State Zip	Miamisburg, OH 45342	City State Zip	Miamisburg, OH 45342	G	
Phone	9378593600	Phone	9378593600	H	
e-Mail Address	Paul.stuck@wsp.com Amy.Zulian@wsp.com	e-Mail Address		I	
				J	

Environmental Division Holland

Work Order Reference

HN2511497

Telephone: +1 616 399 6070

#	Sample Description	Date	Time	Matrix	Preservative	# Bottles	A	B	C	D	E	F	G
1	ATR-MW17-G081225	8/12/25	1717	GW	1,7,8	3	X						
2	ATR-MW57(38)-G081325	8/13/25	1320	GW	1,7,8	3	X						
3	ATR-EB003-081325	8/13/25	1330	Lab	1,7,8	3	X						
4	ATR-MW59 (46)-G081325	8/13/25	1140	GW	1,7,8	3	X						
5	ATR-MW3-G081325	8/13/25	1000	GW	1,7,8	3	X						
6	ATR-MW50 (80)-G081225	8/12/25	1222	GW	1,7,8	3	X						
7	ATR-MW60 (38)-G081325	8/13/25	1100	GW	1,7,8	3	X						
8	ATR-MW52 (55)-G081325	8/13/25	1227	GW	1,7,8	9	X	Complete MS MSD					
9	ATR-MW1-G081325	8/13/25	1453	GW	1,7,8	3	X						
10	ATR-MW38 (69.9)-G081125	8/11/25	1453	GW	1,7,8	3	X						

Notes: Any changes must be made in writing once samples and COC Form have been submitted to ALS Environmental.

Preservative Key: 1-HCL 2-HNO3 3-H2SO4 4-NaOH 5-Na2S2O3 6-NaHSO4 7-Other 8-4 degrees C. 9-5035

Required Turnaround Time: ___ Std 10 Wk days ___ 5 Wk days ___ 2 Wk days ___ 24 hr

Results Due:

Relinquised by	Date	Time	Received by	Date	Time
[signature]	8/14/25	0858	[signature]	8/14/25	0858
[signature]	8/14/25	NOW	[signature]	8/14/25	1300

NOTES: 1.8°C 0.7°C IR6

QC Reporting Level: (check box below)

- Level II: Standard QC
- Level III: Std QC + Raw data
- Level IV: SW846 CLP-Like
- Other:

ALS Group USA, Corp | 3352 128th Ave | | Holland Michigan 49424 | TEL. (616) 399-6070

Chain of Custody Form

ALS Group USA, Corp

Work Order

Page 2 of 6

Company Name	WSP USA Environment and Infrastructure	Purchase Order	
		Company Name	WSP USA Environment and Infrastructure
Send Report To	Paul Stork & Amy Zulian	Invoice Attn	Accounts Payable
Project Name	TEXTRON	Project #	
Address	521 Byers Road, Suite 204	Address	521 Byers Road, Suite 204
City State Zip	Miamisburg, OH 45342	City State Zip	Miamisburg, OH 45342
Phone	9378593600	Phone	9378593600
e-Mail Address	Paul.stork@wsp.com Amy.Zulian@wsp.com	e-Mail Address	

Parameter/Method Request for Analysis	
A	VOCs
B	
C	
D	
E	
F	
G	
H	
I	
J	

#	Sample Description	Date	Time	Matrix	Preservative	# Bottles	A	B	C	D	E	F	G	H	I	J	Sample Notes
1	ATR-MW30(41.1)-6081225	8/12/25	1407	GW	1,7,8	3	X										
2	ATR-MW19 (53)-6081325	8/13/25	0850	GW	1,7,8	3	X										
3	ATR-TB001-081125	8/11/25		Lab	1,7,8	3	X										
4	ATR-MW48(159)-6081225	8/12/25	1520	GW	1,7,8	3	X										
5	ATR-MW35(90)-6081225	8/12/25	0930	GW	1,7,8	3	X										
6	ATR-MW35(45)-6081225	8/12/25	0834	GW	1,7,8	3	X										
7	ATR-MW32(24.1)-6081225	8/12/25	1120	GW	1,7,8	3	X										
8	ATR-MW36(52.4)-6081125	8/11/25	1805	GW	1,7,8	3	X										
9	ATR-MW71(33)-6081125	8/11/25	1240	GW	1,7,8	3	X										
10	ATR-MW38(69.9)-6081125	8/11/25	1453	GW	1,7,8	3	X										

Notes: Any changes must be made in writing once samples and COC Form have been submitted to ALS Environmental.

Preservative Key: 1-HCL 2-HNO3 3-H2SO4 4-NaOH 5-Na2S2O3 6-NaHSO4 7-Other 8-4 degrees C 9-5035

Required Turnaround Time: ___ Std 10 Wk days ___ 5 Wk days ___ 2 Wk days ___ 24 hr

Results Due:

Relinquished by	Date	Time	Received by	Date	Time
[signature]	8/14/25	0855	[signature]	8/14/25	0858
[signature]	8/14/25	NOW	[signature]	8/14/25	1300

NOTES:

QC Reporting Level: (check box below)

- Level II: Standard QC
- Level III: Std QC + Raw data
- Level IV: SW846 CLP-Like

Other:

ALS Group USA, Corp | 3352 128th Ave | | Holland Michigan 49424 | TEL. (616) 399-6070

Chain of Custody Form

ALS Group USA, Corp

Page 3 of 6

Work Order

Company Name	WSP USA Environment and Infrastructure	Purchase Order	
		Company Name	WSP USA Environment and Infrastructure
Send Report To	Paul Stark & Amy Zulim	Invoice Attn	Accounts Payable
Project Name	TEXTRON	Project #	
Address	521 Byers Road, Suite 204	Address	521 Byers Road, Suite 204
City State Zip	Miamisburg, OH 45342	City State Zip	Miamisburg, OH 45342
Phone	9378593600	Phone	9378593600
e-Mail Address	Paul.stark@wsp.com Amy.zulim@wsp.com	e-Mail Address	

Parameter/Method Request for Analysis	
A	VOCs
B	
C	
D	
E	
F	
G	
H	
I	
J	

#	Sample Description	Date	Time	Matrix	Preservative	# Bottles	A	B	C	D	E	F	G	H	I	J	Sample Notes
1	ATR-OW6(63)-608122S	8/12/25	1636	GW	1,7,8	3	X										
2	ATR-MW60(38)-608132S-R	8/13/25	1100	GW	1,7,8	3	X										
3	ATR-MW50(45)-608122S	8/12/25	1255	GW	1,7,8	3	X										
4	ATR-MW38(20.8)-608112S	8/11/25	1617	GW	1,7,8	3	X										
5	ATR-MW38(35.2)-608112S	8/11/25	1705	GW	1,7,8	3	X										
6	ATR-MW38(29.1)-608112S	8/11/25	1540	GW	1,7,8	3	X										
7	ATR-EB001-08112S	8/11/25	1624	~~GW~~ LAB	1,7,8	3	X										
8	ATR-OW6(58)-608122S	8/12/25	1608	GW	1,7,8	3	X										
9	ATR-MW67(30)-608112S	8/11/25	1320	GW	1,7,8	3	X										
10	ATR-MW32(89)-608122S	8/12/25	1017	GW	1,7,8	3	X										

Notes: Any changes must be made in writing once samples and COC Form have been submitted to ALS Environmental.

Preservative Key: 1-HCL 2-HNO3 3-H2SO4 4-NaOH 5-Na2S2O3 6-NaHSO4 7-Other 8-4 degrees C 9-5035

Required Turnaround Time: _____
___ Std 10 Wk days ___ 5 Wk days ___ 2 Wk days ___ 24 hr

Results Due:

Relinquised by	Date	Time	Received by	Date	Time
[signature]	8/14/25	0858	[signature]	8/14/25	0858
[signature]	8/14/25	NOW	[signature]	8/14/25	1300

NOTES:

QC Reporting Level: (check box below)

- Level II: Standard QC
- Level III: Std QC + Raw data
- Level IV: SW846 CLP-Like

Other:

ALS Group USA, Corp | 3352 128th Ave | | Holland Michigan 49424 | TEL. (616) 399-6070

Chain of Custody Form

ALS Group USA, Corp

Work Order: _____

Page 4 of 6

Company Name	WSP USA Environment and Infrastructure	Purchase Order	
		Company Name	WSP USA Environment and Infrastructure
Send Report To	Paul Stack & Amy Zulian	Invoice Attn	Accounts Payable
Project Name	TEXTRON	Project #	
Address	521 Byers Road, Suite 204	Address	521 Byers Road, Suite 204
City State Zip	Miamisburg, OH 45342	City State Zip	Miamisburg, OH 45342
Phone	9378593600	Phone	9378593600
e-Mail Address	Paul.Stack@wsp.com Amy.Zulian@wsp.com	e-Mail Address	

	Parameter/Method Request for Analysis
A	VOCs
B	
C	
D	
E	
F	
G	
H	
I	
J	

#	Sample Description	Date	Time	Matrix	Preservative	# Bottles	A	B	C	D	E	F	G	H	I	J	Sample Notes
1	ATR-MW25(82)-G081325	8/13/25	1324	GW	1,7,8	3	X										
2	ATR-MW27(104.2)-G081325	8/13/25	1049	GW	1,7,8	3	X										
3	ATR-MW20(51)-G081325	8/13/25	1443	GW	1,7,8	3	X										
4	ATR-MW27(135)-G081325	8/13/25	1139	GW	1,7,8	3	X										
5	ATR-MW27(75.4)-G081325	8/13/25	1006	GW	1,7,8	3	X										
6	ATR-MW27(18)-G081325	8/13/25	0850	GW	1,7,8	3	X										
7	ATR-MW27(53.05)-G081325	8/13/25	0927	GW	1,7,8	3	X										
8	ATR-FB001-081325	8/13/25	1338	Lab	1,7,8	3	X										
9	ATR-MW31(98.5)-G081225	8/12/25	1505	GW	1,7,8	3	X										
10	ATR-MW51(25)-G081225	8/12/25	1118	GW	1,7,8	3	X										

Notes: Any changes must be made in writing once samples and COC Form have been submitted to ALS Environmental.

Preservative Key: 1-HCL 2-HNO3 3-H2SO4 4-NaOH 5-Na2S2O3 6-NaHSO4 7-Other 8-4 degrees C 9-5035

Required Turnaround Time: _____
___ Std 10 Wk days ___ 5 Wk days ___ 2 Wk days ___ 24 hr

Results Due:

Relinquished by	Date	Time	Received by	Date	Time
[signature]	8/14/25	0858	[signature]	8/14/25	0858
[signature]	8/14/25	NOW	[signature]	8/14/25	1300

NOTES:

QC Reporting Level: (check box below)

- Level II: Standard QC
- Level III: Std QC + Raw data
- Level IV: SW846 CLP-Like

Other:

ALS Group USA, Corp | 3352 128th Ave | | Holland Michigan 49424 | TEL. (616) 399-6070

Chain of Custody Form

ALS Group USA, Corp

Work Order

Page 5 of 6

Company Name	WSP USA Environment and Infrastructure	Purchase Order	
		Company Name	WSP USA Environment and Infrastructure
Send Report To	Paul Stark & Amy Zuliani	Invoice Attn	Accounts Payable
Project Name	TEXTRON	Project #	
Address	521 Byers Road, Suite 204	Address	521 Byers Road, Suite 204
City State Zip	Miamisburg, OH 45342	City State Zip	Miamisburg, OH 45342
Phone	9378593600	Phone	9378593600
e-Mail Address	Paul.Stark@WSP.com Amy.Zuliani@WSP.com	e-Mail Address	

	Parameter/Method Request for Analysis
A	VOCs
B	
C	
D	
E	
F	
G	
H	
I	
J	

#	Sample Description	Date	Time	Matrix	Preservative	# Bottles	A	B	C	D	E	F	G	H	I	J	Sample Notes
1	ATR-MW34(37)-608122S	8/12/25	0933	GW	1,7,8,	3	X										
2	ATR-MW37(23.3)-608112S	8/11/25	1425	GW	1,7,8	3	X										
3	ATR-MW37(70)-608112S	8/11/25	1540	GW	1,7,8	3	X										
4	ATR-MW31(55.5)-608122S	8/12/25	1426	GW	1,7,8	3	X										
5	ATR-MW29(103.3)-608122S	8/12/25	1200	GW	1,7,8	3	X										
6	ATR-MW31(98.5)-608122S-R	8/12/25	1505	GW	1,7,8	3	X										
7	ATR-MW39(29.3)-608112S	8/11/25	1808	GW	1,7,8	3	X										
8	ATR-MW39(13)-608112S	8/11/25	1719	GW	1,7,8	9	X	9 Vials Complete MS/MSD									
9	ATR-MW29(82.5)-608122S	8/12/25	1613	GW	1,7,8	3	X										
10	ATR-MW39(98)-608112S	8/11/25	1616	GW	1,7,8	3	X										

Notes: Any changes must be made in writing once samples and COC Form have been submitted to ALS Environmental.

Preservative Key: 1-HCL 2-HNO3 3-H2SO4 4-NaOH 5-Na2S2O3 6-NaHSO4 7-Other 8-4 degrees C. 9-5035

Required Turnaround Time: ___ Std 10 Wk days ___ 5 Wk days ___ 2 Wk days ___ 24 hr

Results Due:

Relinquised by	Date	Time	Received by	Date	Time
[signature]	8/14/25	0858	[signature]	8/14/25	0858
[signature]	8/14/25	NOW	[signature]	8/14/25	1300

NOTES:

QC Reporting Level: (check box below)

- Level II: Standard QC
- Level III: Std QC + Raw data
- Level IV: SW846 CLP-Like

Other:

ALS Group USA, Corp | 3352 128th Ave | | Holland Michigan 49424 | TEL. (616) 399-6070

Chain of Custody Form

ALS Group USA, Corp

Work Order

Page 6 of 6

Company Name	WSP USA Environment and Infrastructure	Purchase Order	
		Company Name	WSP USA Environment and Infrastructure
Send Report To	Paul Stark & Amy Zulian	Invoice Attn	Accounts Payable
Project Name	TEXTRON	Project #	
Address	521 Byers Road, Suite 204	Address	521 Byers Road, Suite 204
City State Zip	Miamisburg, OH 45342	City State Zip	Miamisburg, OH 45342
Phone	9378593600	Phone	9378593600
e-Mail Address	Paul.Stark@wsp.com Amy.Zulian@wsp.com	e-Mail Address	

Parameter/Method Request for Analysis	
A	VOCs
B	
C	
D	
E	
F	
G	
H	
I	
J	

#	Sample Description	Date	Time	Matrix	Preservative	# Bottles	A	B	C	D	E	F	G	H	I	J	Sample Notes
1	ATR-MW031(30.9)-G081225	8/12/25	1342	GW	1,7,8	9	X	Complete MS/MSD									
2	ATR-MW034(85)-G081225	8/12/25	1024	GW	1,7,8	3	X										
3	ATR-MW051(70)-G081225	8/12/25	1213	GW	1,7,8	3	X										
4	ATR-EB001-081225	8/12/25	1718	~~GW~~ LAB	1,7,8	3	X										
5	ATR-TB002-081125	8/11/25		Lab	1,7,8	3	X										
6																	
7																	
8																	
9																	
10																	

Notes: Any changes must be made in writing once samples and COC Form have been submitted to ALS Environmental.

Preservative Key: 1-HCL 2-HNO3 3-H2SO4 4-NaOH 5-Na2S2O3 6-NaHSO4 7-Other 8-4 degrees C 9-5035

Required Turnaround Time: ___ Std 10 Wk days ___ 5 Wk days ___ 2 Wk days ___ 24 hr

Results Due:

Relinquised by	Date	Time	Received by	Date	Time
[signature]	8/14/25	0858	[signature]	8/14/25	0858
[signature]	8/14/25	Now	[signature]	8/14/25	1300

NOTES:

QC Reporting Level: (check box below)

- Level II: Standard QC
- Level III: Std QC + Raw data
- Level IV: SW846 CLP-Like

Other:

ALS Group USA, Corp | 3352 128th Ave | | Holland Michigan 49424 | TEL. (616) 399-6070

ALS Holland Sample Receiving Checklist

Received by:	KEITH
Date/Time:	8/14/25 1300
Carrier Name:	NOW
Shipping container/cooler in good condition?	Yes / No / Not Present
Custody seals intact on shipping container/cooler?	Yes / No / Not Present
Custody seals intact on sample bottles?	Yes / No / Not Present
Chain of Custody present?	Yes / No
COC signed when relinquished and received?	Yes / No
COC agrees with sample labels?	Yes / No
Samples in proper container/bottle?	Yes / No
Sample containers intact?	Yes / No * -45 : -46 SEPTA WERE OPEN IN TWO OF THE VIALS FOR EACH SAMPLE.
Sufficient sample volume for indicated test?	Yes / No
All samples received within holding time?	Yes / No
Container/Temp Blank temperature in compliance?	Yes / No
Temperature(s) (°C):	1.8/1.8, 0.7/0.7° C
Thermometer(s):	IR6
Sample(s) received on ice?	Yes / No
Matrix/Matrices:	WATER
Cooler(s)/Kit(s):	
Date/Time sample(s) sent to storage:	8/15/25 1035
Water – VOA vials have zero headspace?	Yes / No / No Vials
Water – pH acceptable upon receipt?	Yes / No / N/A
pH strip lot #: _____ < 2 _____	> 12 _____ Other _____
pH adjusted (note adjustments below)?	Yes / No / N/A
pH adjusted by:	

Login Notes:

* ONLY ONE VIAL INTACT

REPORT QUALIFIERS AND DEFINITIONS

*	Value exceeds Regulatory Limit (if MCL displayed)
a	Analyte is non-accredited
B	Analyte detected in the associated Method Blank above the Reporting Limit
E	Value above quantitation range
H	Analyzed outside of Holding Time
J	Analyte is present at an estimated concentration between the MDL and Report Limit
NC	Not Calculated
ND	Not Detected at the Reporting Limit
O	Sample amount is > 4 times amount spiked
P	Dual Column results percent difference > 40%
R	RPD above laboratory control limit
S	Spike Recovery outside laboratory control limits
U	Analyzed but not detected above the MDL
V	The Continuing Calibration Verification was outside of control criteria
X	Analyte was detected in the Method Blank between the MDL and Reporting Limit, sample results may exhibit background or reagent contamination at the observed level.

Holland Laboratory Certifications[1]

Agency	Type	ID	Issued	Expires
Alabama	Drinking Water (Secondary)	42500	12/17/2024	12/31/2025
Colorado	UST		07/01/2025	06/30/2026
Connecticut	Drinking Water (Secondary)	PH-0155	12/10/2024	12/31/2026
Florida	NELAP (Primary)	E871106	07/01/2025	06/30/2026
Illinois	NELAP (Secondary)	200076	11/14/2024	12/31/2025
Indiana	Drinking Water (Secondary)	C-MI-08	12/31/2024	09/04/2026
Iowa	State Specific	403	09/18/2023	09/01/2025
Kansas	NELAP (Secondary)	E-10411	07/09/2024	07/31/2025
Kentucky	Waste Water	KY98004	12/20/2024	12/31/2025
Kentucky	UST	120474	06/24/2024	06/30/2025
Michigan	Drinking Water (Primary)	0022	12/19/2023	09/04/2026
Minnesota	NELAP (Secondary)	026-999-449	12/17/2024	12/31/2025
Missouri	Drinking Water (Secondary)	01262	11/14/2024	12/30/2027
New Jersey	NELAP (Secondary)	MI015	07/01/2024	6/30/2025
New York	NELAP (Secondary)	12128	04/01/2025	04/01/2026
North Dakota	State Specific	R-192	11/18/2024	06/30/2025
Ohio	Drinking Water (Secondary)	87783	06/26/2025	6/30/2026
Pennsylvania	NELAP (Secondary)	68-03827	06/14/2024	07/31/2025
Texas	NELAP (Secondary)	T104704494	02/12/2025	01/31/2026
USDA	Domestic CA	Soil-MI-007	02/06/2025	08/07/2026
USDA	Soil Import	525-23-62-77572	03/03/2023	03/03/2026
West Virginia	State Specific	355	06/07/2025	08/31/2026
Wisconsin	State Specific	399084510	08/15/2024	08/31/2025

1 - Scope available upon request

ANALYST SUMMARY

Client: WSP USA
Project: Textron Rochester
Work Order: HN2511497

Sample Name: ATR-MW17-G081225
Laboratory Code: HN2511497-001
Sample Matrix: GROUNDWATER
Date Collected: 08/12/25
Date Received: 08/15/25

Analysis Method	Container ID	Preparation	Prepared By	Analysis Lot	Analyzed By
EPA 8260D	001-AA	2167859		3412691	Caroline Cox

Sample Name: ATR-MW57(38)-G081325
Laboratory Code: HN2511497-002
Sample Matrix: GROUNDWATER
Date Collected: 08/13/25
Date Received: 08/15/25

Analysis Method	Container ID	Preparation	Prepared By	Analysis Lot	Analyzed By
EPA 8260D	002-AA	2167859		3412691	Caroline Cox

Sample Name: ATR-EB003-081325
Laboratory Code: HN2511497-003
Sample Matrix: GROUNDWATER
Date Collected: 08/13/25
Date Received: 08/15/25

Analysis Method	Container ID	Preparation	Prepared By	Analysis Lot	Analyzed By
EPA 8260D	003-AA	2167859		3412691	Caroline Cox

Sample Name: ATR-MW59(46)-G081325
Laboratory Code: HN2511497-004
Sample Matrix: GROUNDWATER
Date Collected: 08/13/25
Date Received: 08/15/25

Analysis Method	Container ID	Preparation	Prepared By	Analysis Lot	Analyzed By
EPA 8260D	004-AA	2167859		3412691	Caroline Cox
EPA 8260D	004-AA	2170098		3416217	Ali Cook

ANALYST SUMMARY

Client: WSP USA
Project: Textron Rochester
Work Order: HN2511497

Sample Name: ATR-MW3-G081325
Laboratory Code: HN2511497-005
Sample Matrix: GROUNDWATER
Date Collected: 08/13/25
Date Received: 08/15/25

Analysis Method	Container ID	Preparation	Prepared By	Analysis Lot	Analyzed By
EPA 8260D	005-AA	2167859		3412691	Caroline Cox
EPA 8260D	005-AA	2170098		3416217	Ali Cook

Sample Name: ATR-MW50(80)-G081225
Laboratory Code: HN2511497-006
Sample Matrix: GROUNDWATER
Date Collected: 08/12/25
Date Received: 08/15/25

Analysis Method	Container ID	Preparation	Prepared By	Analysis Lot	Analyzed By
EPA 8260D	006-AA	2167859		3412691	Caroline Cox

Sample Name: ATR-MW60(38)-G081325
Laboratory Code: HN2511497-007
Sample Matrix: GROUNDWATER
Date Collected: 08/13/25
Date Received: 08/15/25

Analysis Method	Container ID	Preparation	Prepared By	Analysis Lot	Analyzed By
EPA 8260D	007-AA	2167859		3412691	Caroline Cox
EPA 8260D	007-AA	2170098		3416217	Ali Cook

Sample Name: ATR-MW52(55)-G081325
Laboratory Code: HN2511497-008
Sample Matrix: GROUNDWATER
Date Collected: 08/13/25
Date Received: 08/15/25

Analysis Method	Container ID	Preparation	Prepared By	Analysis Lot	Analyzed By
EPA 8260D	008-AA	2167859		3412691	Caroline Cox

ANALYST SUMMARY

Client: WSP USA
Project: Textron Rochester
Work Order: HN2511497

Sample Name: ATR-MW1-G081325
Laboratory Code: HN2511497-009
Sample Matrix: GROUNDWATER
Date Collected: 08/13/25
Date Received: 08/15/25

Analysis Method	Container ID	Preparation	Prepared By	Analysis Lot	Analyzed By
EPA 8260D	009-AA	2167859		3412691	Caroline Cox

Sample Name: ATR-MW38(69.9)-G081125
Laboratory Code: HN2511497-010
Sample Matrix: GROUNDWATER
Date Collected: 08/11/25
Date Received: 08/15/25

Analysis Method	Container ID	Preparation	Prepared By	Analysis Lot	Analyzed By
EPA 8260D	010-AA	2167859		3412691	Caroline Cox

Sample Name: ATR-MW30(41.1)-G081225
Laboratory Code: HN2511497-011
Sample Matrix: GROUNDWATER
Date Collected: 08/12/25
Date Received: 08/15/25

Analysis Method	Container ID	Preparation	Prepared By	Analysis Lot	Analyzed By
EPA 8260D	011-AA	2167859		3412691	Caroline Cox

Sample Name: ATR-MW19(53)-G081325
Laboratory Code: HN2511497-012
Sample Matrix: GROUNDWATER
Date Collected: 08/13/25
Date Received: 08/15/25

Analysis Method	Container ID	Preparation	Prepared By	Analysis Lot	Analyzed By
EPA 8260D	012-AA	2167859		3412691	Caroline Cox

ANALYST SUMMARY

Client: WSP USA
Project: Textron Rochester
Work Order: HN2511497

Sample Name: ATR-TB001-081125
Laboratory Code: HN2511497-013
Sample Matrix: GROUNDWATER
Date Collected: 08/11/25
Date Received: 08/15/25

Analysis Method	Container ID	Preparation	Prepared By	Analysis Lot	Analyzed By
EPA 8260D	013-AA	2167859		3412691	Caroline Cox

Sample Name: ATR-MW48(159)-G081225
Laboratory Code: HN2511497-014
Sample Matrix: GROUNDWATER
Date Collected: 08/12/25
Date Received: 08/15/25

Analysis Method	Container ID	Preparation	Prepared By	Analysis Lot	Analyzed By
EPA 8260D	014-AA	2167859		3412691	Caroline Cox

Sample Name: ATR-MW35(90)-G081225
Laboratory Code: HN2511497-015
Sample Matrix: GROUNDWATER
Date Collected: 08/12/25
Date Received: 08/15/25

Analysis Method	Container ID	Preparation	Prepared By	Analysis Lot	Analyzed By
EPA 8260D	015-AA	2167859		3412691	Caroline Cox

Sample Name: ATR-MW35(45)-G081225
Laboratory Code: HN2511497-016
Sample Matrix: GROUNDWATER
Date Collected: 08/12/25
Date Received: 08/15/25

Analysis Method	Container ID	Preparation	Prepared By	Analysis Lot	Analyzed By
EPA 8260D	016-AA	2167859		3412691	Caroline Cox

ANALYST SUMMARY

Client: WSP USA
Project: Textron Rochester
Work Order: HN2511497

Sample Name: ATR-MW32(24.1)-G081225
Laboratory Code: HN2511497-017
Sample Matrix: GROUNDWATER
Date Collected: 08/12/25
Date Received: 08/15/25

Analysis Method	Container ID	Preparation	Prepared By	Analysis Lot	Analyzed By
EPA 8260D	017-AA	2168134		3413034	Ali Cook

Sample Name: ATR-MW36(92.4)-G081125
Laboratory Code: HN2511497-018
Sample Matrix: GROUNDWATER
Date Collected: 08/11/25
Date Received: 08/15/25

Analysis Method	Container ID	Preparation	Prepared By	Analysis Lot	Analyzed By
EPA 8260D	018-AA	2168134		3413034	Ali Cook

Sample Name: ATR-MW71(33)-G081125
Laboratory Code: HN2511497-019
Sample Matrix: GROUNDWATER
Date Collected: 08/11/25
Date Received: 08/15/25

Analysis Method	Container ID	Preparation	Prepared By	Analysis Lot	Analyzed By
EPA 8260D	019-AA	2168134		3413034	Ali Cook

Sample Name: ATR-MW38(69.9)-G081125-R
Laboratory Code: HN2511497-020
Sample Matrix: GROUNDWATER
Date Collected: 08/11/25
Date Received: 08/15/25

Analysis Method	Container ID	Preparation	Prepared By	Analysis Lot	Analyzed By
EPA 8260D	020-AA	2168134		3413034	Ali Cook

ANALYST SUMMARY

Client: WSP USA
Project: Textron Rochester
Work Order: HN2511497

Sample Name: ATR-OW6(63)-G081225
Laboratory Code: HN2511497-021
Sample Matrix: GROUNDWATER
Date Collected: 08/12/25
Date Received: 08/15/25

Analysis Method	Container ID	Preparation	Prepared By	Analysis Lot	Analyzed By
EPA 8260D	021-AA	2168134		3413034	Ali Cook

Sample Name: ATR-MW60(38)-G081325-R
Laboratory Code: HN2511497-022
Sample Matrix: GROUNDWATER
Date Collected: 08/13/25
Date Received: 08/15/25

Analysis Method	Container ID	Preparation	Prepared By	Analysis Lot	Analyzed By
EPA 8260D	022-AA	2168134		3413034	Ali Cook
EPA 8260D	022-AA	2170098		3416217	Ali Cook

Sample Name: ATR-MW50(45)-G081225
Laboratory Code: HN2511497-023
Sample Matrix: GROUNDWATER
Date Collected: 08/12/25
Date Received: 08/15/25

Analysis Method	Container ID	Preparation	Prepared By	Analysis Lot	Analyzed By
EPA 8260D	023-AA	2170098		3416217	Ali Cook

Sample Name: ATR-MW38(20.8)-G081125
Laboratory Code: HN2511497-024
Sample Matrix: GROUNDWATER
Date Collected: 08/11/25
Date Received: 08/15/25

Analysis Method	Container ID	Preparation	Prepared By	Analysis Lot	Analyzed By
EPA 8260D	024-AA	2170098		3416217	Ali Cook

ANALYST SUMMARY

Client: WSP USA
Project: Textron Rochester
Work Order: HN2511497

Sample Name: ATR-MW36(35.2)-G081125
Laboratory Code: HN2511497-025
Sample Matrix: GROUNDWATER
Date Collected: 08/11/25
Date Received: 08/15/25

Analysis Method	Container ID	Preparation	Prepared By	Analysis Lot	Analyzed By
EPA 8260D	025-AA	2170098		3416217	Ali Cook

Sample Name: ATR-MW38(29.1)-G081125
Laboratory Code: HN2511497-026
Sample Matrix: GROUNDWATER
Date Collected: 08/11/25
Date Received: 08/15/25

Analysis Method	Container ID	Preparation	Prepared By	Analysis Lot	Analyzed By
EPA 8260D	026-AA	2170098		3416217	Ali Cook

Sample Name: ATR-EB001-081125
Laboratory Code: HN2511497-027
Sample Matrix: GROUNDWATER
Date Collected: 08/11/25
Date Received: 08/15/25

Analysis Method	Container ID	Preparation	Prepared By	Analysis Lot	Analyzed By
EPA 8260D	027-AA	2170098		3416217	Ali Cook

Sample Name: ATR-OW6(38)-G081225
Laboratory Code: HN2511497-028
Sample Matrix: GROUNDWATER
Date Collected: 08/12/25
Date Received: 08/15/25

Analysis Method	Container ID	Preparation	Prepared By	Analysis Lot	Analyzed By
EPA 8260D	028-AA	2170098		3416217	Ali Cook

ANALYST SUMMARY

Client: WSP USA
Project: Textron Rochester
Work Order: HN2511497

Sample Name: ATR-MW67(30)-G081125
Laboratory Code: HN2511497-029
Sample Matrix: GROUNDWATER
Date Collected: 08/11/25
Date Received: 08/15/25

Analysis Method	Container ID	Preparation	Prepared By	Analysis Lot	Analyzed By
EPA 8260D	029-AA	2173075		3420724	Caroline Cox
EPA 8260D	029-AA	2175623		3424928	Caroline Cox

Sample Name: ATR-MW32(89)-G081225
Laboratory Code: HN2511497-030
Sample Matrix: GROUNDWATER
Date Collected: 08/12/25
Date Received: 08/15/25

Analysis Method	Container ID	Preparation	Prepared By	Analysis Lot	Analyzed By
EPA 8260D	030-AA	2170098		3416217	Ali Cook

Sample Name: ATR-MW25(82)-G081325
Laboratory Code: HN2511497-031
Sample Matrix: GROUNDWATER
Date Collected: 08/13/25
Date Received: 08/15/25

Analysis Method	Container ID	Preparation	Prepared By	Analysis Lot	Analyzed By
EPA 8260D	031-AA	2170098		3416217	Ali Cook

Sample Name: ATR-MW27(104.2)-G081325
Laboratory Code: HN2511497-032
Sample Matrix: GROUNDWATER
Date Collected: 08/13/25
Date Received: 08/15/25

Analysis Method	Container ID	Preparation	Prepared By	Analysis Lot	Analyzed By
EPA 8260D	032-AA	2170098		3416217	Ali Cook

ANALYST SUMMARY

Client: WSP USA
Project: Textron Rochester
Work Order: HN2511497

Sample Name: ATR-MW20(51)-G081325
Laboratory Code: HN2511497-033
Sample Matrix: GROUNDWATER
Date Collected: 08/13/25
Date Received: 08/15/25

Analysis Method	Container ID	Preparation	Prepared By	Analysis Lot	Analyzed By
EPA 8260D	033-AA	2170098		3416217	Ali Cook

Sample Name: ATR-MW27(135)-G081325
Laboratory Code: HN2511497-034
Sample Matrix: GROUNDWATER
Date Collected: 08/13/25
Date Received: 08/15/25

Analysis Method	Container ID	Preparation	Prepared By	Analysis Lot	Analyzed By
EPA 8260D	034-AA	2170098		3416217	Ali Cook

Sample Name: ATR-MW27(75.4)-G081325
Laboratory Code: HN2511497-035
Sample Matrix: GROUNDWATER
Date Collected: 08/13/25
Date Received: 08/15/25

Analysis Method	Container ID	Preparation	Prepared By	Analysis Lot	Analyzed By
EPA 8260D	035-AA	2170098		3416217	Ali Cook

Sample Name: ATR-MW27(18)-G081325
Laboratory Code: HN2511497-036
Sample Matrix: GROUNDWATER
Date Collected: 08/13/25
Date Received: 08/15/25

Analysis Method	Container ID	Preparation	Prepared By	Analysis Lot	Analyzed By
EPA 8260D	036-AA	2170098		3416217	Ali Cook

ANALYST SUMMARY

Client: WSP USA
Project: Textron Rochester
Work Order: HN2511497

Sample Name: ATR-MW27(53.05)-G081325
Laboratory Code: HN2511497-037
Sample Matrix: GROUNDWATER
Date Collected: 08/13/25
Date Received: 08/15/25

Analysis Method	Container ID	Preparation	Prepared By	Analysis Lot	Analyzed By
EPA 8260D	037-AA	2170098		3416217	Ali Cook

Sample Name: ATR-FB001-081325
Laboratory Code: HN2511497-038
Sample Matrix: GROUNDWATER
Date Collected: 08/13/25
Date Received: 08/15/25

Analysis Method	Container ID	Preparation	Prepared By	Analysis Lot	Analyzed By
EPA 8260D	038-AA	2170323		3416577	Nathan Jenkins

Sample Name: ATR-MW31(98.5)-G081225
Laboratory Code: HN2511497-039
Sample Matrix: GROUNDWATER
Date Collected: 08/12/25
Date Received: 08/15/25

Analysis Method	Container ID	Preparation	Prepared By	Analysis Lot	Analyzed By
EPA 8260D	039-AA	2170323		3416577	Nathan Jenkins

Sample Name: ATR-MW51(25)-G081225
Laboratory Code: HN2511497-040
Sample Matrix: GROUNDWATER
Date Collected: 08/12/25
Date Received: 08/15/25

Analysis Method	Container ID	Preparation	Prepared By	Analysis Lot	Analyzed By
EPA 8260D	040-AA	2170323		3416577	Nathan Jenkins

ANALYST SUMMARY

Client: WSP USA
Project: Textron Rochester
Work Order: HN2511497

Sample Name: ATR-MW34(37)-G081225
Laboratory Code: HN2511497-041
Sample Matrix: GROUNDWATER
Date Collected: 08/12/25
Date Received: 08/15/25

Analysis Method	Container ID	Preparation	Prepared By	Analysis Lot	Analyzed By
EPA 8260D	041-AA	2170323		3416577	Nathan Jenkins

Sample Name: ATR-MW37(23.3)-G081125
Laboratory Code: HN2511497-042
Sample Matrix: GROUNDWATER
Date Collected: 08/11/25
Date Received: 08/15/25

Analysis Method	Container ID	Preparation	Prepared By	Analysis Lot	Analyzed By
EPA 8260D	042-AA	2170323		3416577	Nathan Jenkins

Sample Name: ATR-MW37(70)-G081125
Laboratory Code: HN2511497-043
Sample Matrix: GROUNDWATER
Date Collected: 08/11/25
Date Received: 08/15/25

Analysis Method	Container ID	Preparation	Prepared By	Analysis Lot	Analyzed By
EPA 8260D	043-AA	2170323		3416577	Nathan Jenkins

Sample Name: ATR-MW31(55.5)-G081225
Laboratory Code: HN2511497-044
Sample Matrix: GROUNDWATER
Date Collected: 08/12/25
Date Received: 08/15/25

Analysis Method	Container ID	Preparation	Prepared By	Analysis Lot	Analyzed By
EPA 8260D	044-AA	2170323		3416577	Nathan Jenkins

ANALYST SUMMARY

Client: WSP USA
Project: Textron Rochester
Work Order: HN2511497

Sample Name: ATR-MW29(103.3)-G081225
Laboratory Code: HN2511497-045
Sample Matrix: GROUNDWATER
Date Collected: 08/12/25
Date Received: 08/15/25

Analysis Method	Container ID	Preparation	Prepared By	Analysis Lot	Analyzed By
EPA 8260D	045-AA	2170323		3416577	Nathan Jenkins

Sample Name: ATR-MW31(98.5)-G081225-R
Laboratory Code: HN2511497-046
Sample Matrix: GROUNDWATER
Date Collected: 08/12/25
Date Received: 08/15/25

Analysis Method	Container ID	Preparation	Prepared By	Analysis Lot	Analyzed By
EPA 8260D	046-AA	2170323		3416577	Nathan Jenkins
EPA 8260D	046-AA	2175623		3424928	Caroline Cox

Sample Name: ATR-MW39(29.3)-G081125
Laboratory Code: HN2511497-047
Sample Matrix: GROUNDWATER
Date Collected: 08/11/25
Date Received: 08/15/25

Analysis Method	Container ID	Preparation	Prepared By	Analysis Lot	Analyzed By
EPA 8260D	047-AA	2170323		3416577	Nathan Jenkins

Sample Name: ATR-MW39(13)-G081125
Laboratory Code: HN2511497-048
Sample Matrix: GROUNDWATER
Date Collected: 08/11/25
Date Received: 08/15/25

Analysis Method	Container ID	Preparation	Prepared By	Analysis Lot	Analyzed By
EPA 8260D	048-AA	2170332		3416581	Nathan Jenkins

ANALYST SUMMARY

Client: WSP USA
Project: Textron Rochester
Work Order: HN2511497

Sample Name: ATR-MW29(82.5)-G081225
Laboratory Code: HN2511497-049
Sample Matrix: GROUNDWATER
Date Collected: 08/12/25
Date Received: 08/15/25

Analysis Method	Container ID	Preparation	Prepared By	Analysis Lot	Analyzed By
EPA 8260D	049-AA	2170323		3416577	Nathan Jenkins

Sample Name: ATR-MW37(98)-G081125
Laboratory Code: HN2511497-050
Sample Matrix: GROUNDWATER
Date Collected: 08/11/25
Date Received: 08/15/25

Analysis Method	Container ID	Preparation	Prepared By	Analysis Lot	Analyzed By
EPA 8260D	050-AA	2170323		3416577	Nathan Jenkins

Sample Name: ATR-MW31(30.9)-G081225
Laboratory Code: HN2511497-051
Sample Matrix: GROUNDWATER
Date Collected: 08/12/25
Date Received: 08/15/25

Analysis Method	Container ID	Preparation	Prepared By	Analysis Lot	Analyzed By
EPA 8260D	051-AA	2170323		3416577	Nathan Jenkins

Sample Name: ATR-MW34(85)-G081225
Laboratory Code: HN2511497-052
Sample Matrix: GROUNDWATER
Date Collected: 08/12/25
Date Received: 08/15/25

Analysis Method	Container ID	Preparation	Prepared By	Analysis Lot	Analyzed By
EPA 8260D	052-AA	2173336		3421145	Ali Cook

ANALYST SUMMARY

Client: WSP USA
Project: Textron Rochester
Work Order: HN2511497

Sample Name: ATR-MW51(70)-G081225
Laboratory Code: HN2511497-053
Sample Matrix: GROUNDWATER
Date Collected: 08/12/25
Date Received: 08/15/25

Analysis Method	Container ID	Preparation	Prepared By	Analysis Lot	Analyzed By
EPA 8260D	053-AA	2173336		3421145	Ali Cook

Sample Name: ATR-EB001-081225
Laboratory Code: HN2511497-054
Sample Matrix: GROUNDWATER
Date Collected: 08/12/25
Date Received: 08/15/25

Analysis Method	Container ID	Preparation	Prepared By	Analysis Lot	Analyzed By
EPA 8260D	054-AA	2173336		3421145	Ali Cook

Sample Name: ATR-TB002-081125
Laboratory Code: HN2511497-055
Sample Matrix: GROUNDWATER
Date Collected: 08/11/25
Date Received: 08/15/25

Analysis Method	Container ID	Preparation	Prepared By	Analysis Lot	Analyzed By
EPA 8260D	055-AA	2175482		3424715	Ali Cook

Analytical Report

Client:	WSP USA	**Work Order:**	HN2511497
Project:	Textron Rochester	**Date Collected:**	08/12/25 17:17
Matrix:	GROUNDWATER	**Date Received:**	08/15/25 08:00

CLIENT ID: ATR-MW17-G081225 **Lab ID: HN2511497-001**

Analyte	Method	Results	Qual	Units	MRL	Dilution Factor	Date Analyzed	Date Extracted
Volatile Organic Compounds by GC-MS								
1,1,1-Trichloroethane	EPA 8260D	ND		µg/L	1.00	1	08/18/25 23:27	NA
1,1,2,2-Tetrachloroethane	EPA 8260D	ND		µg/L	1.00	1	08/18/25 23:27	NA
1,1,2-Trichloroethane	EPA 8260D	ND		µg/L	1.00	1	08/18/25 23:27	NA
1,1-Dichloroethane	EPA 8260D	ND		µg/L	1.00	1	08/18/25 23:27	NA
1,1-Dichloroethylene	EPA 8260D	ND		µg/L	1.00	1	08/18/25 23:27	NA
1,2-Dichloroethane (Ethylene dichloride)	EPA 8260D	ND		µg/L	1.00	1	08/18/25 23:27	NA
1,2-Dichloropropane	EPA 8260D	ND		µg/L	1.00	1	08/18/25 23:27	NA
2-Butanone (Methyl ethyl ketone, MEK)	EPA 8260D	ND		µg/L	5.00	1	08/18/25 23:27	NA
2-Hexanone	EPA 8260D	ND		µg/L	5.00	1	08/18/25 23:27	NA
4-Methyl-2-pentanone (MIBK)	EPA 8260D	ND		µg/L	1.00	1	08/18/25 23:27	NA
Acetone	EPA 8260D	ND		µg/L	10.0	1	08/18/25 23:27	NA
Benzene	EPA 8260D	ND		µg/L	1.00	1	08/18/25 23:27	NA
Bromodichloromethane	EPA 8260D	ND		µg/L	1.00	1	08/18/25 23:27	NA
Bromoform	EPA 8260D	ND		µg/L	1.00	1	08/18/25 23:27	NA
Carbon disulfide	EPA 8260D	ND		µg/L	1.00	1	08/18/25 23:27	NA
Carbon tetrachloride	EPA 8260D	ND		µg/L	1.00	1	08/18/25 23:27	NA
Chlorobenzene	EPA 8260D	ND		µg/L	1.00	1	08/18/25 23:27	NA
Chlorodibromomethane	EPA 8260D	ND		µg/L	1.00	1	08/18/25 23:27	NA
Chloroethane (Ethyl chloride)	EPA 8260D	ND		µg/L	1.00	1	08/18/25 23:27	NA
Chloroform	EPA 8260D	ND		µg/L	1.00	1	08/18/25 23:27	NA
cis-1,2-Dichloroethylene	EPA 8260D	**7.81**		µg/L	1.00	1	08/18/25 23:27	NA
cis-1,3-Dichloropropene	EPA 8260D	ND		µg/L	1.00	1	08/18/25 23:27	NA
Ethylbenzene	EPA 8260D	ND		µg/L	1.00	1	08/18/25 23:27	NA
m+p-Xylene	EPA 8260D	ND		µg/L	2.00	1	08/18/25 23:27	NA
Methyl bromide (Bromomethane)	EPA 8260D	ND		µg/L	1.00	1	08/18/25 23:27	NA
Methyl chloride (Chloromethane)	EPA 8260D	ND		µg/L	5.00	1	08/18/25 23:27	NA
Methylene chloride (Dichloromethane)	EPA 8260D	ND		µg/L	5.00	1	08/18/25 23:27	NA
o-Xylene	EPA 8260D	ND		µg/L	1.00	1	08/18/25 23:27	NA
Styrene	EPA 8260D	ND		µg/L	1.00	1	08/18/25 23:27	NA

Analytical Report

Client:	WSP USA	**Work Order:**	HN2511497
Project:	Textron Rochester	**Date Collected:**	08/12/25 17:17
Matrix:	GROUNDWATER	**Date Received:**	08/15/25 08:00

CLIENT ID: ATR-MW17-G081225 **Lab ID: HN2511497-001**

Analyte	Method	Results	Qual	Units	MRL	Dilution Factor	Date Analyzed	Date Extracted
Tetrachloroethylene (Perchloroethylene)	EPA 8260D	ND		µg/L	1.00	1	08/18/25 23:27	NA
Toluene	EPA 8260D	ND		µg/L	1.00	1	08/18/25 23:27	NA
Total Xylene	EPA 8260D	ND		µg/L	2.00	1	08/18/25 23:27	NA
trans-1,2-Dichloroethylene	EPA 8260D	ND		µg/L	1.00	1	08/18/25 23:27	NA
trans-1,3-Dichloropropylene	EPA 8260D	ND		µg/L	1.00	1	08/18/25 23:27	NA
Trichloroethene (Trichloroethylene)	EPA 8260D	**8.68**		µg/L	1.00	1	08/18/25 23:27	NA
Vinyl chloride (Chloroethene)	EPA 8260D	ND		µg/L	1.00	1	08/18/25 23:27	NA
Surr: 1,2-Dichloroethane-d4	*EPA 8260D*	***104***		*%REC*	*80-120*	*1*	*08/18/25 23:27*	*NA*
Surr: 4-Bromofluorobenzene	*EPA 8260D*	***104***		*%REC*	*80-120*	*1*	*08/18/25 23:27*	*NA*
Surr: Dibromofluoromethane	*EPA 8260D*	***103***		*%REC*	*80-120*	*1*	*08/18/25 23:27*	*NA*
Surr: Toluene-d8	*EPA 8260D*	***97.0***		*%REC*	*80-120*	*1*	*08/18/25 23:27*	*NA*

Analytical Report

Client:	WSP USA	**Work Order:**	HN2511497
Project:	Textron Rochester	**Date Collected:**	08/13/25 13:20
Matrix:	GROUNDWATER	**Date Received:**	08/15/25 08:00

CLIENT ID: ATR-MW57(38)-G081325 **Lab ID: HN2511497-002**

Analyte	Method	Results	Qual	Units	MRL	Dilution Factor	Date Analyzed	Date Extracted
Volatile Organic Compounds by GC-MS								
1,1,1-Trichloroethane	EPA 8260D	ND		µg/L	1.00	1	08/18/25 23:50	NA
1,1,2,2-Tetrachloroethane	EPA 8260D	ND		µg/L	1.00	1	08/18/25 23:50	NA
1,1,2-Trichloroethane	EPA 8260D	ND		µg/L	1.00	1	08/18/25 23:50	NA
1,1-Dichloroethane	EPA 8260D	ND		µg/L	1.00	1	08/18/25 23:50	NA
1,1-Dichloroethylene	EPA 8260D	ND		µg/L	1.00	1	08/18/25 23:50	NA
1,2-Dichloroethane (Ethylene dichloride)	EPA 8260D	ND		µg/L	1.00	1	08/18/25 23:50	NA
1,2-Dichloropropane	EPA 8260D	ND		µg/L	1.00	1	08/18/25 23:50	NA
2-Butanone (Methyl ethyl ketone, MEK)	EPA 8260D	ND		µg/L	5.00	1	08/18/25 23:50	NA
2-Hexanone	EPA 8260D	ND		µg/L	5.00	1	08/18/25 23:50	NA
4-Methyl-2-pentanone (MIBK)	EPA 8260D	ND		µg/L	1.00	1	08/18/25 23:50	NA
Acetone	EPA 8260D	ND		µg/L	10.0	1	08/18/25 23:50	NA
Benzene	EPA 8260D	ND		µg/L	1.00	1	08/18/25 23:50	NA
Bromodichloromethane	EPA 8260D	ND		µg/L	1.00	1	08/18/25 23:50	NA
Bromoform	EPA 8260D	ND		µg/L	1.00	1	08/18/25 23:50	NA
Carbon disulfide	EPA 8260D	ND		µg/L	1.00	1	08/18/25 23:50	NA
Carbon tetrachloride	EPA 8260D	ND		µg/L	1.00	1	08/18/25 23:50	NA
Chlorobenzene	EPA 8260D	ND		µg/L	1.00	1	08/18/25 23:50	NA
Chlorodibromomethane	EPA 8260D	ND		µg/L	1.00	1	08/18/25 23:50	NA
Chloroethane (Ethyl chloride)	EPA 8260D	ND		µg/L	1.00	1	08/18/25 23:50	NA
Chloroform	EPA 8260D	ND		µg/L	1.00	1	08/18/25 23:50	NA
cis-1,2-Dichloroethylene	EPA 8260D	**2.56**		µg/L	1.00	1	08/18/25 23:50	NA
cis-1,3-Dichloropropene	EPA 8260D	ND		µg/L	1.00	1	08/18/25 23:50	NA
Ethylbenzene	EPA 8260D	ND		µg/L	1.00	1	08/18/25 23:50	NA
m+p-Xylene	EPA 8260D	ND		µg/L	2.00	1	08/18/25 23:50	NA
Methyl bromide (Bromomethane)	EPA 8260D	ND		µg/L	1.00	1	08/18/25 23:50	NA
Methyl chloride (Chloromethane)	EPA 8260D	ND		µg/L	5.00	1	08/18/25 23:50	NA
Methylene chloride (Dichloromethane)	EPA 8260D	ND		µg/L	5.00	1	08/18/25 23:50	NA
o-Xylene	EPA 8260D	ND		µg/L	1.00	1	08/18/25 23:50	NA
Styrene	EPA 8260D	ND		µg/L	1.00	1	08/18/25 23:50	NA

Analytical Report

Client:	WSP USA	**Work Order:**	HN2511497
Project:	Textron Rochester	**Date Collected:**	08/13/25 13:20
Matrix:	GROUNDWATER	**Date Received:**	08/15/25 08:00

CLIENT ID: ATR-MW57(38)-G081325 **Lab ID: HN2511497-002**

Analyte	Method	Results	Qual	Units	MRL	Dilution Factor	Date Analyzed	Date Extracted
Tetrachloroethylene (Perchloroethylene)	EPA 8260D	ND		µg/L	1.00	1	08/18/25 23:50	NA
Toluene	EPA 8260D	ND		µg/L	1.00	1	08/18/25 23:50	NA
Total Xylene	EPA 8260D	ND		µg/L	2.00	1	08/18/25 23:50	NA
trans-1,2-Dichloroethylene	EPA 8260D	ND		µg/L	1.00	1	08/18/25 23:50	NA
trans-1,3-Dichloropropylene	EPA 8260D	ND		µg/L	1.00	1	08/18/25 23:50	NA
Trichloroethene (Trichloroethylene)	EPA 8260D	**2.54**		µg/L	1.00	1	08/18/25 23:50	NA
Vinyl chloride (Chloroethene)	EPA 8260D	ND		µg/L	1.00	1	08/18/25 23:50	NA
Surr: 1,2-Dichloroethane-d4	*EPA 8260D*	***104***		*%REC*	*80-120*	*1*	*08/18/25 23:50*	*NA*
Surr: 4-Bromofluorobenzene	*EPA 8260D*	***106***		*%REC*	*80-120*	*1*	*08/18/25 23:50*	*NA*
Surr: Dibromofluoromethane	*EPA 8260D*	***103***		*%REC*	*80-120*	*1*	*08/18/25 23:50*	*NA*
Surr: Toluene-d8	*EPA 8260D*	***99.4***		*%REC*	*80-120*	*1*	*08/18/25 23:50*	*NA*

Analytical Report

Client:	WSP USA	**Work Order:**	HN2511497
Project:	Textron Rochester	**Date Collected:**	08/13/25 13:30
Matrix:	GROUNDWATER	**Date Received:**	08/15/25 08:00

CLIENT ID: ATR-EB003-081325 **Lab ID: HN2511497-003**

Analyte	Method	Results	Qual	Units	MRL	Dilution Factor	Date Analyzed	Date Extracted
Volatile Organic Compounds by GC-MS								
1,1,1-Trichloroethane	EPA 8260D	ND		µg/L	1.00	1	08/19/25 00:13	NA
1,1,2,2-Tetrachloroethane	EPA 8260D	ND		µg/L	1.00	1	08/19/25 00:13	NA
1,1,2-Trichloroethane	EPA 8260D	ND		µg/L	1.00	1	08/19/25 00:13	NA
1,1-Dichloroethane	EPA 8260D	ND		µg/L	1.00	1	08/19/25 00:13	NA
1,1-Dichloroethylene	EPA 8260D	ND		µg/L	1.00	1	08/19/25 00:13	NA
1,2-Dichloroethane (Ethylene dichloride)	EPA 8260D	ND		µg/L	1.00	1	08/19/25 00:13	NA
1,2-Dichloropropane	EPA 8260D	ND		µg/L	1.00	1	08/19/25 00:13	NA
2-Butanone (Methyl ethyl ketone, MEK)	EPA 8260D	ND		µg/L	5.00	1	08/19/25 00:13	NA
2-Hexanone	EPA 8260D	ND		µg/L	5.00	1	08/19/25 00:13	NA
4-Methyl-2-pentanone (MIBK)	EPA 8260D	ND		µg/L	1.00	1	08/19/25 00:13	NA
Acetone	EPA 8260D	ND		µg/L	10.0	1	08/19/25 00:13	NA
Benzene	EPA 8260D	ND		µg/L	1.00	1	08/19/25 00:13	NA
Bromodichloromethane	EPA 8260D	ND		µg/L	1.00	1	08/19/25 00:13	NA
Bromoform	EPA 8260D	ND		µg/L	1.00	1	08/19/25 00:13	NA
Carbon disulfide	EPA 8260D	ND		µg/L	1.00	1	08/19/25 00:13	NA
Carbon tetrachloride	EPA 8260D	ND		µg/L	1.00	1	08/19/25 00:13	NA
Chlorobenzene	EPA 8260D	ND		µg/L	1.00	1	08/19/25 00:13	NA
Chlorodibromomethane	EPA 8260D	ND		µg/L	1.00	1	08/19/25 00:13	NA
Chloroethane (Ethyl chloride)	EPA 8260D	ND		µg/L	1.00	1	08/19/25 00:13	NA
Chloroform	EPA 8260D	ND		µg/L	1.00	1	08/19/25 00:13	NA
cis-1,2-Dichloroethylene	EPA 8260D	ND		µg/L	1.00	1	08/19/25 00:13	NA
cis-1,3-Dichloropropene	EPA 8260D	ND		µg/L	1.00	1	08/19/25 00:13	NA
Ethylbenzene	EPA 8260D	ND		µg/L	1.00	1	08/19/25 00:13	NA
m+p-Xylene	EPA 8260D	ND		µg/L	2.00	1	08/19/25 00:13	NA
Methyl bromide (Bromomethane)	EPA 8260D	ND		µg/L	1.00	1	08/19/25 00:13	NA
Methyl chloride (Chloromethane)	EPA 8260D	ND		µg/L	5.00	1	08/19/25 00:13	NA
Methylene chloride (Dichloromethane)	EPA 8260D	ND		µg/L	5.00	1	08/19/25 00:13	NA
o-Xylene	EPA 8260D	ND		µg/L	1.00	1	08/19/25 00:13	NA
Styrene	EPA 8260D	ND		µg/L	1.00	1	08/19/25 00:13	NA

Analytical Report

Client:	WSP USA	**Work Order:**	HN2511497
Project:	Textron Rochester	**Date Collected:**	08/13/25 13:30
Matrix:	GROUNDWATER	**Date Received:**	08/15/25 08:00

CLIENT ID: ATR-EB003-081325 **Lab ID: HN2511497-003**

Analyte	Method	Results	Qual	Units	MRL	Dilution Factor	Date Analyzed	Date Extracted
Tetrachloroethylene (Perchloroethylene)	EPA 8260D	ND		µg/L	1.00	1	08/19/25 00:13	NA
Toluene	EPA 8260D	**4.51**		µg/L	1.00	1	08/19/25 00:13	NA
Total Xylene	EPA 8260D	ND		µg/L	2.00	1	08/19/25 00:13	NA
trans-1,2-Dichloroethylene	EPA 8260D	ND		µg/L	1.00	1	08/19/25 00:13	NA
trans-1,3-Dichloropropylene	EPA 8260D	ND		µg/L	1.00	1	08/19/25 00:13	NA
Trichloroethene (Trichloroethylene)	EPA 8260D	ND		µg/L	1.00	1	08/19/25 00:13	NA
Vinyl chloride (Chloroethene)	EPA 8260D	ND		µg/L	1.00	1	08/19/25 00:13	NA
Surr: 1,2-Dichloroethane-d4	*EPA 8260D*	***100***		*%REC*	*80-120*	*1*	*08/19/25 00:13*	*NA*
Surr: 4-Bromofluorobenzene	*EPA 8260D*	***104***		*%REC*	*80-120*	*1*	*08/19/25 00:13*	*NA*
Surr: Dibromofluoromethane	*EPA 8260D*	***104***		*%REC*	*80-120*	*1*	*08/19/25 00:13*	*NA*
Surr: Toluene-d8	*EPA 8260D*	***100***		*%REC*	*80-120*	*1*	*08/19/25 00:13*	*NA*

Analytical Report

Client:	WSP USA	**Work Order:**	HN2511497
Project:	Textron Rochester	**Date Collected:**	08/13/25 11:40
Matrix:	GROUNDWATER	**Date Received:**	08/15/25 08:00

CLIENT ID: ATR-MW59(46)-G081325 **Lab ID: HN2511497-004**

Analyte	Method	Results	Qual	Units	MRL	Dilution Factor	Date Analyzed	Date Extracted
Volatile Organic Compounds by GC-MS								
1,1,1-Trichloroethane	EPA 8260D	ND		µg/L	1.00	1	08/19/25 00:36	NA
1,1,2,2-Tetrachloroethane	EPA 8260D	ND		µg/L	1.00	1	08/19/25 00:36	NA
1,1,2-Trichloroethane	EPA 8260D	ND		µg/L	1.00	1	08/19/25 00:36	NA
1,1-Dichloroethane	EPA 8260D	ND		µg/L	1.00	1	08/19/25 00:36	NA
1,1-Dichloroethylene	EPA 8260D	ND		µg/L	100	100	08/19/25 14:16	NA
1,2-Dichloroethane (Ethylene dichloride)	EPA 8260D	ND		µg/L	1.00	1	08/19/25 00:36	NA
1,2-Dichloropropane	EPA 8260D	ND		µg/L	1.00	1	08/19/25 00:36	NA
2-Butanone (Methyl ethyl ketone, MEK)	EPA 8260D	ND		µg/L	5.00	1	08/19/25 00:36	NA
2-Hexanone	EPA 8260D	ND		µg/L	5.00	1	08/19/25 00:36	NA
4-Methyl-2-pentanone (MIBK)	EPA 8260D	ND		µg/L	1.00	1	08/19/25 00:36	NA
Acetone	EPA 8260D	ND		µg/L	10.0	1	08/19/25 00:36	NA
Benzene	EPA 8260D	ND		µg/L	1.00	1	08/19/25 00:36	NA
Bromodichloromethane	EPA 8260D	ND		µg/L	1.00	1	08/19/25 00:36	NA
Bromoform	EPA 8260D	ND		µg/L	1.00	1	08/19/25 00:36	NA
Carbon disulfide	EPA 8260D	ND		µg/L	1.00	1	08/19/25 00:36	NA
Carbon tetrachloride	EPA 8260D	ND		µg/L	1.00	1	08/19/25 00:36	NA
Chlorobenzene	EPA 8260D	ND		µg/L	1.00	1	08/19/25 00:36	NA
Chlorodibromomethane	EPA 8260D	ND		µg/L	1.00	1	08/19/25 00:36	NA
Chloroethane (Ethyl chloride)	EPA 8260D	ND		µg/L	1.00	1	08/19/25 00:36	NA
Chloroform	EPA 8260D	ND		µg/L	1.00	1	08/19/25 00:36	NA
cis-1,2-Dichloroethylene	EPA 8260D	**4360**		µg/L	100	100	08/19/25 14:16	NA
cis-1,3-Dichloropropene	EPA 8260D	ND		µg/L	1.00	1	08/19/25 00:36	NA
Ethylbenzene	EPA 8260D	**7.37**		µg/L	1.00	1	08/19/25 00:36	NA
m+p-Xylene	EPA 8260D	**4.13**		µg/L	2.00	1	08/19/25 00:36	NA
Methyl bromide (Bromomethane)	EPA 8260D	ND		µg/L	1.00	1	08/19/25 00:36	NA
Methyl chloride (Chloromethane)	EPA 8260D	ND		µg/L	5.00	1	08/19/25 00:36	NA
Methylene chloride (Dichloromethane)	EPA 8260D	ND		µg/L	5.00	1	08/19/25 00:36	NA
o-Xylene	EPA 8260D	**6.26**		µg/L	1.00	1	08/19/25 00:36	NA
Styrene	EPA 8260D	ND		µg/L	1.00	1	08/19/25 00:36	NA

Analytical Report

Client:	WSP USA	**Work Order:**	HN2511497
Project:	Textron Rochester	**Date Collected:**	08/13/25 11:40
Matrix:	GROUNDWATER	**Date Received:**	08/15/25 08:00

CLIENT ID: ATR-MW59(46)-G081325 **Lab ID: HN2511497-004**

Analyte	Method	Results	Qual	Units	MRL	Dilution Factor	Date Analyzed	Date Extracted
Tetrachloroethylene (Perchloroethylene)	EPA 8260D	ND		µg/L	1.00	1	08/19/25 00:36	NA
Toluene	EPA 8260D	**4.98**		µg/L	1.00	1	08/19/25 00:36	NA
Total Xylene	EPA 8260D	**10.4**		µg/L	2.00	1	08/19/25 00:36	NA
trans-1,2-Dichloroethylene	EPA 8260D	**74.4**		µg/L	1.00	1	08/19/25 00:36	NA
trans-1,3-Dichloropropylene	EPA 8260D	ND		µg/L	1.00	1	08/19/25 00:36	NA
Trichloroethene (Trichloroethylene)	EPA 8260D	**2400**		µg/L	100	100	08/19/25 14:16	NA
Vinyl chloride (Chloroethene)	EPA 8260D	**1270**		µg/L	100	100	08/19/25 14:16	NA
Surr: 1,2-Dichloroethane-d4	*EPA 8260D*	***97.8***		*%REC*	*80-120*	*1*	*08/19/25 00:36*	*NA*
Surr: 4-Bromofluorobenzene	*EPA 8260D*	***102***		*%REC*	*80-120*	*1*	*08/19/25 00:36*	*NA*
Surr: Dibromofluoromethane	*EPA 8260D*	***96.3***		*%REC*	*80-120*	*1*	*08/19/25 00:36*	*NA*
Surr: Toluene-d8	*EPA 8260D*	***98.0***		*%REC*	*80-120*	*1*	*08/19/25 00:36*	*NA*

Analytical Report

Client:	WSP USA	**Work Order:**	HN2511497
Project:	Textron Rochester	**Date Collected:**	08/13/25 10:00
Matrix:	GROUNDWATER	**Date Received:**	08/15/25 08:00

CLIENT ID: ATR-MW3-G081325 **Lab ID: HN2511497-005**

Analyte	Method	Results	Qual	Units	MRL	Dilution Factor	Date Analyzed	Date Extracted
Volatile Organic Compounds by GC-MS								
1,1,1-Trichloroethane	EPA 8260D	ND		µg/L	1.00	1	08/19/25 00:59	NA
1,1,2,2-Tetrachloroethane	EPA 8260D	ND		µg/L	1.00	1	08/19/25 00:59	NA
1,1,2-Trichloroethane	EPA 8260D	ND		µg/L	1.00	1	08/19/25 00:59	NA
1,1-Dichloroethane	EPA 8260D	ND		µg/L	1.00	1	08/19/25 00:59	NA
1,1-Dichloroethylene	EPA 8260D	ND		µg/L	1.00	1	08/19/25 00:59	NA
1,2-Dichloroethane (Ethylene dichloride)	EPA 8260D	ND		µg/L	1.00	1	08/19/25 00:59	NA
1,2-Dichloropropane	EPA 8260D	ND		µg/L	1.00	1	08/19/25 00:59	NA
2-Butanone (Methyl ethyl ketone, MEK)	EPA 8260D	ND		µg/L	5.00	1	08/19/25 00:59	NA
2-Hexanone	EPA 8260D	ND		µg/L	5.00	1	08/19/25 00:59	NA
4-Methyl-2-pentanone (MIBK)	EPA 8260D	ND		µg/L	1.00	1	08/19/25 00:59	NA
Acetone	EPA 8260D	ND		µg/L	10.0	1	08/19/25 00:59	NA
Benzene	EPA 8260D	ND		µg/L	1.00	1	08/19/25 00:59	NA
Bromodichloromethane	EPA 8260D	ND		µg/L	1.00	1	08/19/25 00:59	NA
Bromoform	EPA 8260D	ND		µg/L	1.00	1	08/19/25 00:59	NA
Carbon disulfide	EPA 8260D	ND		µg/L	1.00	1	08/19/25 00:59	NA
Carbon tetrachloride	EPA 8260D	ND		µg/L	1.00	1	08/19/25 00:59	NA
Chlorobenzene	EPA 8260D	ND		µg/L	1.00	1	08/19/25 00:59	NA
Chlorodibromomethane	EPA 8260D	ND		µg/L	1.00	1	08/19/25 00:59	NA
Chloroethane (Ethyl chloride)	EPA 8260D	ND		µg/L	1.00	1	08/19/25 00:59	NA
Chloroform	EPA 8260D	ND		µg/L	1.00	1	08/19/25 00:59	NA
cis-1,2-Dichloroethylene	EPA 8260D	ND		µg/L	1.00	1	08/19/25 14:39	NA
cis-1,3-Dichloropropene	EPA 8260D	ND		µg/L	1.00	1	08/19/25 00:59	NA
Ethylbenzene	EPA 8260D	ND		µg/L	1.00	1	08/19/25 00:59	NA
m+p-Xylene	EPA 8260D	ND		µg/L	2.00	1	08/19/25 00:59	NA
Methyl bromide (Bromomethane)	EPA 8260D	ND		µg/L	1.00	1	08/19/25 00:59	NA
Methyl chloride (Chloromethane)	EPA 8260D	ND		µg/L	5.00	1	08/19/25 00:59	NA
Methylene chloride (Dichloromethane)	EPA 8260D	ND		µg/L	5.00	1	08/19/25 00:59	NA
o-Xylene	EPA 8260D	ND		µg/L	1.00	1	08/19/25 00:59	NA
Styrene	EPA 8260D	ND		µg/L	1.00	1	08/19/25 00:59	NA

Analytical Report

Client:	WSP USA	**Work Order:**	HN2511497
Project:	Textron Rochester	**Date Collected:**	08/13/25 10:00
Matrix:	GROUNDWATER	**Date Received:**	08/15/25 08:00

CLIENT ID: ATR-MW3-G081325 **Lab ID: HN2511497-005**

Analyte	Method	Results	Qual	Units	MRL	Dilution Factor	Date Analyzed	Date Extracted
Tetrachloroethylene (Perchloroethylene)	EPA 8260D	ND		µg/L	1.00	1	08/19/25 00:59	NA
Toluene	EPA 8260D	ND		µg/L	1.00	1	08/19/25 00:59	NA
Total Xylene	EPA 8260D	ND		µg/L	2.00	1	08/19/25 00:59	NA
trans-1,2-Dichloroethylene	EPA 8260D	ND		µg/L	1.00	1	08/19/25 00:59	NA
trans-1,3-Dichloropropylene	EPA 8260D	ND		µg/L	1.00	1	08/19/25 00:59	NA
Trichloroethene (Trichloroethylene)	EPA 8260D	ND		µg/L	1.00	1	08/19/25 14:39	NA
Vinyl chloride (Chloroethene)	EPA 8260D	ND		µg/L	1.00	1	08/19/25 00:59	NA
Surr: 1,2-Dichloroethane-d4	*EPA 8260D*	***104***		*%REC*	*80-120*	*1*	*08/19/25 00:59*	*NA*
Surr: 4-Bromofluorobenzene	*EPA 8260D*	***104***		*%REC*	*80-120*	*1*	*08/19/25 00:59*	*NA*
Surr: Dibromofluoromethane	*EPA 8260D*	***104***		*%REC*	*80-120*	*1*	*08/19/25 00:59*	*NA*
Surr: Toluene-d8	*EPA 8260D*	***97.4***		*%REC*	*80-120*	*1*	*08/19/25 00:59*	*NA*

Analytical Report

Client:	WSP USA	**Work Order:**	HN2511497
Project:	Textron Rochester	**Date Collected:**	08/12/25 12:22
Matrix:	GROUNDWATER	**Date Received:**	08/15/25 08:00

CLIENT ID: ATR-MW50(80)-G081225 **Lab ID: HN2511497-006**

Analyte	Method	Results	Qual	Units	MRL	Dilution Factor	Date Analyzed	Date Extracted
Volatile Organic Compounds by GC-MS								
1,1,1-Trichloroethane	EPA 8260D	ND		µg/L	1.00	1	08/19/25 01:22	NA
1,1,2,2-Tetrachloroethane	EPA 8260D	ND		µg/L	1.00	1	08/19/25 01:22	NA
1,1,2-Trichloroethane	EPA 8260D	ND		µg/L	1.00	1	08/19/25 01:22	NA
1,1-Dichloroethane	EPA 8260D	ND		µg/L	1.00	1	08/19/25 01:22	NA
1,1-Dichloroethylene	EPA 8260D	ND		µg/L	1.00	1	08/19/25 01:22	NA
1,2-Dichloroethane (Ethylene dichloride)	EPA 8260D	ND		µg/L	1.00	1	08/19/25 01:22	NA
1,2-Dichloropropane	EPA 8260D	ND		µg/L	1.00	1	08/19/25 01:22	NA
2-Butanone (Methyl ethyl ketone, MEK)	EPA 8260D	ND		µg/L	5.00	1	08/19/25 01:22	NA
2-Hexanone	EPA 8260D	ND		µg/L	5.00	1	08/19/25 01:22	NA
4-Methyl-2-pentanone (MIBK)	EPA 8260D	ND		µg/L	1.00	1	08/19/25 01:22	NA
Acetone	EPA 8260D	ND		µg/L	10.0	1	08/19/25 01:22	NA
Benzene	EPA 8260D	ND		µg/L	1.00	1	08/19/25 01:22	NA
Bromodichloromethane	EPA 8260D	ND		µg/L	1.00	1	08/19/25 01:22	NA
Bromoform	EPA 8260D	ND		µg/L	1.00	1	08/19/25 01:22	NA
Carbon disulfide	EPA 8260D	ND		µg/L	1.00	1	08/19/25 01:22	NA
Carbon tetrachloride	EPA 8260D	ND		µg/L	1.00	1	08/19/25 01:22	NA
Chlorobenzene	EPA 8260D	ND		µg/L	1.00	1	08/19/25 01:22	NA
Chlorodibromomethane	EPA 8260D	ND		µg/L	1.00	1	08/19/25 01:22	NA
Chloroethane (Ethyl chloride)	EPA 8260D	ND		µg/L	1.00	1	08/19/25 01:22	NA
Chloroform	EPA 8260D	ND		µg/L	1.00	1	08/19/25 01:22	NA
cis-1,2-Dichloroethylene	EPA 8260D	ND		µg/L	1.00	1	08/19/25 01:22	NA
cis-1,3-Dichloropropene	EPA 8260D	ND		µg/L	1.00	1	08/19/25 01:22	NA
Ethylbenzene	EPA 8260D	ND		µg/L	1.00	1	08/19/25 01:22	NA
m+p-Xylene	EPA 8260D	ND		µg/L	2.00	1	08/19/25 01:22	NA
Methyl bromide (Bromomethane)	EPA 8260D	ND		µg/L	1.00	1	08/19/25 01:22	NA
Methyl chloride (Chloromethane)	EPA 8260D	ND		µg/L	5.00	1	08/19/25 01:22	NA
Methylene chloride (Dichloromethane)	EPA 8260D	ND		µg/L	5.00	1	08/19/25 01:22	NA
o-Xylene	EPA 8260D	ND		µg/L	1.00	1	08/19/25 01:22	NA
Styrene	EPA 8260D	ND		µg/L	1.00	1	08/19/25 01:22	NA

Analytical Report

Client:	WSP USA	**Work Order:**	HN2511497
Project:	Textron Rochester	**Date Collected:**	08/12/25 12:22
Matrix:	GROUNDWATER	**Date Received:**	08/15/25 08:00

CLIENT ID: ATR-MW50(80)-G081225 **Lab ID: HN2511497-006**

Analyte	Method	Results	Qual	Units	MRL	Dilution Factor	Date Analyzed	Date Extracted
Tetrachloroethylene (Perchloroethylene)	EPA 8260D	ND		µg/L	1.00	1	08/19/25 01:22	NA
Toluene	EPA 8260D	ND		µg/L	1.00	1	08/19/25 01:22	NA
Total Xylene	EPA 8260D	ND		µg/L	2.00	1	08/19/25 01:22	NA
trans-1,2-Dichloroethylene	EPA 8260D	ND		µg/L	1.00	1	08/19/25 01:22	NA
trans-1,3-Dichloropropylene	EPA 8260D	ND		µg/L	1.00	1	08/19/25 01:22	NA
Trichloroethene (Trichloroethylene)	EPA 8260D	ND		µg/L	1.00	1	08/19/25 01:22	NA
Vinyl chloride (Chloroethene)	EPA 8260D	ND		µg/L	1.00	1	08/19/25 01:22	NA
Surr: 1,2-Dichloroethane-d4	*EPA 8260D*	***98.8***		*%REC*	*80-120*	*1*	*08/19/25 01:22*	*NA*
Surr: 4-Bromofluorobenzene	*EPA 8260D*	***100***		*%REC*	*80-120*	*1*	*08/19/25 01:22*	*NA*
Surr: Dibromofluoromethane	*EPA 8260D*	***104***		*%REC*	*80-120*	*1*	*08/19/25 01:22*	*NA*
Surr: Toluene-d8	*EPA 8260D*	***95.7***		*%REC*	*80-120*	*1*	*08/19/25 01:22*	*NA*

Analytical Report

Client:	WSP USA	**Work Order:**	HN2511497
Project:	Textron Rochester	**Date Collected:**	08/13/25 11:00
Matrix:	GROUNDWATER	**Date Received:**	08/15/25 08:00

CLIENT ID: ATR-MW60(38)-G081325 **Lab ID: HN2511497-007**

Analyte	Method	Results	Qual	Units	MRL	Dilution Factor	Date Analyzed	Date Extracted
Volatile Organic Compounds by GC-MS								
1,1,1-Trichloroethane	EPA 8260D	ND		µg/L	1.00	1	08/19/25 01:45	NA
1,1,2,2-Tetrachloroethane	EPA 8260D	ND		µg/L	1.00	1	08/19/25 01:45	NA
1,1,2-Trichloroethane	EPA 8260D	ND		µg/L	1.00	1	08/19/25 01:45	NA
1,1-Dichloroethane	EPA 8260D	ND		µg/L	1.00	1	08/19/25 01:45	NA
1,1-Dichloroethylene	EPA 8260D	ND		µg/L	1.00	1	08/19/25 01:45	NA
1,2-Dichloroethane (Ethylene dichloride)	EPA 8260D	ND		µg/L	1.00	1	08/19/25 01:45	NA
1,2-Dichloropropane	EPA 8260D	ND		µg/L	1.00	1	08/19/25 01:45	NA
2-Butanone (Methyl ethyl ketone, MEK)	EPA 8260D	ND		µg/L	5.00	1	08/19/25 01:45	NA
2-Hexanone	EPA 8260D	ND		µg/L	5.00	1	08/19/25 01:45	NA
4-Methyl-2-pentanone (MIBK)	EPA 8260D	ND		µg/L	1.00	1	08/19/25 01:45	NA
Acetone	EPA 8260D	ND		µg/L	10.0	1	08/19/25 01:45	NA
Benzene	EPA 8260D	ND		µg/L	1.00	1	08/19/25 01:45	NA
Bromodichloromethane	EPA 8260D	ND		µg/L	1.00	1	08/19/25 01:45	NA
Bromoform	EPA 8260D	ND		µg/L	1.00	1	08/19/25 01:45	NA
Carbon disulfide	EPA 8260D	ND		µg/L	1.00	1	08/19/25 01:45	NA
Carbon tetrachloride	EPA 8260D	ND		µg/L	1.00	1	08/19/25 01:45	NA
Chlorobenzene	EPA 8260D	ND		µg/L	1.00	1	08/19/25 01:45	NA
Chlorodibromomethane	EPA 8260D	ND		µg/L	1.00	1	08/19/25 01:45	NA
Chloroethane (Ethyl chloride)	EPA 8260D	ND		µg/L	1.00	1	08/19/25 01:45	NA
Chloroform	EPA 8260D	ND		µg/L	1.00	1	08/19/25 01:45	NA
cis-1,2-Dichloroethylene	EPA 8260D	**111**		µg/L	10.0	10	08/19/25 15:02	NA
cis-1,3-Dichloropropene	EPA 8260D	ND		µg/L	1.00	1	08/19/25 01:45	NA
Ethylbenzene	EPA 8260D	ND		µg/L	1.00	1	08/19/25 01:45	NA
m+p-Xylene	EPA 8260D	ND		µg/L	2.00	1	08/19/25 01:45	NA
Methyl bromide (Bromomethane)	EPA 8260D	ND		µg/L	1.00	1	08/19/25 01:45	NA
Methyl chloride (Chloromethane)	EPA 8260D	ND		µg/L	5.00	1	08/19/25 01:45	NA
Methylene chloride (Dichloromethane)	EPA 8260D	ND		µg/L	5.00	1	08/19/25 01:45	NA
o-Xylene	EPA 8260D	ND		µg/L	1.00	1	08/19/25 01:45	NA
Styrene	EPA 8260D	ND		µg/L	1.00	1	08/19/25 01:45	NA

Analytical Report

Client:	WSP USA	**Work Order:**	HN2511497
Project:	Textron Rochester	**Date Collected:**	08/13/25 11:00
Matrix:	GROUNDWATER	**Date Received:**	08/15/25 08:00

CLIENT ID: ATR-MW60(38)-G081325 **Lab ID: HN2511497-007**

Analyte	Method	Results	Qual	Units	MRL	Dilution Factor	Date Analyzed	Date Extracted
Tetrachloroethylene (Perchloroethylene)	EPA 8260D	ND		µg/L	1.00	1	08/19/25 01:45	NA
Toluene	EPA 8260D	ND		µg/L	1.00	1	08/19/25 01:45	NA
Total Xylene	EPA 8260D	ND		µg/L	2.00	1	08/19/25 01:45	NA
trans-1,2-Dichloroethylene	EPA 8260D	ND		µg/L	1.00	1	08/19/25 01:45	NA
trans-1,3-Dichloropropylene	EPA 8260D	ND		µg/L	1.00	1	08/19/25 01:45	NA
Trichloroethene (Trichloroethylene)	EPA 8260D	ND		µg/L	1.00	1	08/19/25 01:45	NA
Vinyl chloride (Chloroethene)	EPA 8260D	**282**		µg/L	10.0	10	08/19/25 15:02	NA
Surr: 1,2-Dichloroethane-d4	*EPA 8260D*	***98.6***		*%REC*	*80-120*	*1*	*08/19/25 01:45*	*NA*
Surr: 4-Bromofluorobenzene	*EPA 8260D*	***101***		*%REC*	*80-120*	*1*	*08/19/25 01:45*	*NA*
Surr: Dibromofluoromethane	*EPA 8260D*	***102***		*%REC*	*80-120*	*1*	*08/19/25 01:45*	*NA*
Surr: Toluene-d8	*EPA 8260D*	***95.8***		*%REC*	*80-120*	*1*	*08/19/25 01:45*	*NA*

Analytical Report

Client:	WSP USA	**Work Order:**	HN2511497
Project:	Textron Rochester	**Date Collected:**	08/13/25 12:27
Matrix:	GROUNDWATER	**Date Received:**	08/15/25 08:00

CLIENT ID: ATR-MW52(55)-G081325 **Lab ID: HN2511497-008**

Analyte	Method	Results	Qual	Units	MRL	Dilution Factor	Date Analyzed	Date Extracted
Volatile Organic Compounds by GC-MS								
1,1,1-Trichloroethane	EPA 8260D	ND		µg/L	1.00	1	08/19/25 02:08	NA
1,1,2,2-Tetrachloroethane	EPA 8260D	ND		µg/L	1.00	1	08/19/25 02:08	NA
1,1,2-Trichloroethane	EPA 8260D	ND		µg/L	1.00	1	08/19/25 02:08	NA
1,1-Dichloroethane	EPA 8260D	ND		µg/L	1.00	1	08/19/25 02:08	NA
1,1-Dichloroethylene	EPA 8260D	ND		µg/L	1.00	1	08/19/25 02:08	NA
1,2-Dichloroethane (Ethylene dichloride)	EPA 8260D	ND		µg/L	1.00	1	08/19/25 02:08	NA
1,2-Dichloropropane	EPA 8260D	ND		µg/L	1.00	1	08/19/25 02:08	NA
2-Butanone (Methyl ethyl ketone, MEK)	EPA 8260D	ND		µg/L	5.00	1	08/19/25 02:08	NA
2-Hexanone	EPA 8260D	ND		µg/L	5.00	1	08/19/25 02:08	NA
4-Methyl-2-pentanone (MIBK)	EPA 8260D	ND		µg/L	1.00	1	08/19/25 02:08	NA
Acetone	EPA 8260D	ND		µg/L	10.0	1	08/19/25 02:08	NA
Benzene	EPA 8260D	ND		µg/L	1.00	1	08/19/25 02:08	NA
Bromodichloromethane	EPA 8260D	ND		µg/L	1.00	1	08/19/25 02:08	NA
Bromoform	EPA 8260D	ND		µg/L	1.00	1	08/19/25 02:08	NA
Carbon disulfide	EPA 8260D	ND		µg/L	1.00	1	08/19/25 02:08	NA
Carbon tetrachloride	EPA 8260D	ND		µg/L	1.00	1	08/19/25 02:08	NA
Chlorobenzene	EPA 8260D	ND		µg/L	1.00	1	08/19/25 02:08	NA
Chlorodibromomethane	EPA 8260D	ND		µg/L	1.00	1	08/19/25 02:08	NA
Chloroethane (Ethyl chloride)	EPA 8260D	ND		µg/L	1.00	1	08/19/25 02:08	NA
Chloroform	EPA 8260D	ND		µg/L	1.00	1	08/19/25 02:08	NA
cis-1,2-Dichloroethylene	EPA 8260D	ND		µg/L	1.00	1	08/19/25 02:08	NA
cis-1,3-Dichloropropene	EPA 8260D	ND		µg/L	1.00	1	08/19/25 02:08	NA
Ethylbenzene	EPA 8260D	ND		µg/L	1.00	1	08/19/25 02:08	NA
m+p-Xylene	EPA 8260D	ND		µg/L	2.00	1	08/19/25 02:08	NA
Methyl bromide (Bromomethane)	EPA 8260D	ND		µg/L	1.00	1	08/19/25 02:08	NA
Methyl chloride (Chloromethane)	EPA 8260D	ND		µg/L	5.00	1	08/19/25 02:08	NA
Methylene chloride (Dichloromethane)	EPA 8260D	ND		µg/L	5.00	1	08/19/25 02:08	NA
o-Xylene	EPA 8260D	ND		µg/L	1.00	1	08/19/25 02:08	NA
Styrene	EPA 8260D	ND		µg/L	1.00	1	08/19/25 02:08	NA

Analytical Report

Client:	WSP USA	**Work Order:**	HN2511497
Project:	Textron Rochester	**Date Collected:**	08/13/25 12:27
Matrix:	GROUNDWATER	**Date Received:**	08/15/25 08:00

CLIENT ID: ATR-MW52(55)-G081325 **Lab ID: HN2511497-008**

Analyte	Method	Results	Qual	Units	MRL	Dilution Factor	Date Analyzed	Date Extracted
Tetrachloroethylene (Perchloroethylene)	EPA 8260D	ND		µg/L	1.00	1	08/19/25 02:08	NA
Toluene	EPA 8260D	ND		µg/L	1.00	1	08/19/25 02:08	NA
Total Xylene	EPA 8260D	ND		µg/L	2.00	1	08/19/25 02:08	NA
trans-1,2-Dichloroethylene	EPA 8260D	ND		µg/L	1.00	1	08/19/25 02:08	NA
trans-1,3-Dichloropropylene	EPA 8260D	ND		µg/L	1.00	1	08/19/25 02:08	NA
Trichloroethene (Trichloroethylene)	EPA 8260D	ND		µg/L	1.00	1	08/19/25 02:08	NA
Vinyl chloride (Chloroethene)	EPA 8260D	ND		µg/L	1.00	1	08/19/25 02:08	NA
Surr: 1,2-Dichloroethane-d4	*EPA 8260D*	***103***		*%REC*	*80-120*	*1*	*08/19/25 02:08*	*NA*
Surr: 4-Bromofluorobenzene	*EPA 8260D*	***102***		*%REC*	*80-120*	*1*	*08/19/25 02:08*	*NA*
Surr: Dibromofluoromethane	*EPA 8260D*	***105***		*%REC*	*80-120*	*1*	*08/19/25 02:08*	*NA*
Surr: Toluene-d8	*EPA 8260D*	***95.6***		*%REC*	*80-120*	*1*	*08/19/25 02:08*	*NA*

Analytical Report

Client:	WSP USA	**Work Order:**	HN2511497
Project:	Textron Rochester	**Date Collected:**	08/13/25 14:53
Matrix:	GROUNDWATER	**Date Received:**	08/15/25 08:00

CLIENT ID: ATR-MW1-G081325 **Lab ID: HN2511497-009**

Analyte	Method	Results	Qual	Units	MRL	Dilution Factor	Date Analyzed	Date Extracted
Volatile Organic Compounds by GC-MS								
1,1,1-Trichloroethane	EPA 8260D	ND		µg/L	1.00	1	08/19/25 02:30	NA
1,1,2,2-Tetrachloroethane	EPA 8260D	ND		µg/L	1.00	1	08/19/25 02:30	NA
1,1,2-Trichloroethane	EPA 8260D	ND		µg/L	1.00	1	08/19/25 02:30	NA
1,1-Dichloroethane	EPA 8260D	ND		µg/L	1.00	1	08/19/25 02:30	NA
1,1-Dichloroethylene	EPA 8260D	ND		µg/L	1.00	1	08/19/25 02:30	NA
1,2-Dichloroethane (Ethylene dichloride)	EPA 8260D	ND		µg/L	1.00	1	08/19/25 02:30	NA
1,2-Dichloropropane	EPA 8260D	ND		µg/L	1.00	1	08/19/25 02:30	NA
2-Butanone (Methyl ethyl ketone, MEK)	EPA 8260D	ND		µg/L	5.00	1	08/19/25 02:30	NA
2-Hexanone	EPA 8260D	ND		µg/L	5.00	1	08/19/25 02:30	NA
4-Methyl-2-pentanone (MIBK)	EPA 8260D	ND		µg/L	1.00	1	08/19/25 02:30	NA
Acetone	EPA 8260D	ND		µg/L	10.0	1	08/19/25 02:30	NA
Benzene	EPA 8260D	ND		µg/L	1.00	1	08/19/25 02:30	NA
Bromodichloromethane	EPA 8260D	ND		µg/L	1.00	1	08/19/25 02:30	NA
Bromoform	EPA 8260D	ND		µg/L	1.00	1	08/19/25 02:30	NA
Carbon disulfide	EPA 8260D	ND		µg/L	1.00	1	08/19/25 02:30	NA
Carbon tetrachloride	EPA 8260D	ND		µg/L	1.00	1	08/19/25 02:30	NA
Chlorobenzene	EPA 8260D	**1.79**		µg/L	1.00	1	08/19/25 02:30	NA
Chlorodibromomethane	EPA 8260D	ND		µg/L	1.00	1	08/19/25 02:30	NA
Chloroethane (Ethyl chloride)	EPA 8260D	ND		µg/L	1.00	1	08/19/25 02:30	NA
Chloroform	EPA 8260D	ND		µg/L	1.00	1	08/19/25 02:30	NA
cis-1,2-Dichloroethylene	EPA 8260D	ND		µg/L	1.00	1	08/19/25 02:30	NA
cis-1,3-Dichloropropene	EPA 8260D	ND		µg/L	1.00	1	08/19/25 02:30	NA
Ethylbenzene	EPA 8260D	ND		µg/L	1.00	1	08/19/25 02:30	NA
m+p-Xylene	EPA 8260D	ND		µg/L	2.00	1	08/19/25 02:30	NA
Methyl bromide (Bromomethane)	EPA 8260D	ND		µg/L	1.00	1	08/19/25 02:30	NA
Methyl chloride (Chloromethane)	EPA 8260D	ND		µg/L	5.00	1	08/19/25 02:30	NA
Methylene chloride (Dichloromethane)	EPA 8260D	ND		µg/L	5.00	1	08/19/25 02:30	NA
o-Xylene	EPA 8260D	ND		µg/L	1.00	1	08/19/25 02:30	NA
Styrene	EPA 8260D	ND		µg/L	1.00	1	08/19/25 02:30	NA

Analytical Report

Client:	WSP USA	**Work Order:**	HN2511497
Project:	Textron Rochester	**Date Collected:**	08/13/25 14:53
Matrix:	GROUNDWATER	**Date Received:**	08/15/25 08:00

CLIENT ID: ATR-MW1-G081325 **Lab ID: HN2511497-009**

Analyte	Method	Results	Qual	Units	MRL	Dilution Factor	Date Analyzed	Date Extracted
Tetrachloroethylene (Perchloroethylene)	EPA 8260D	ND		µg/L	1.00	1	08/19/25 02:30	NA
Toluene	EPA 8260D	ND		µg/L	1.00	1	08/19/25 02:30	NA
Total Xylene	EPA 8260D	ND		µg/L	2.00	1	08/19/25 02:30	NA
trans-1,2-Dichloroethylene	EPA 8260D	ND		µg/L	1.00	1	08/19/25 02:30	NA
trans-1,3-Dichloropropylene	EPA 8260D	ND		µg/L	1.00	1	08/19/25 02:30	NA
Trichloroethene (Trichloroethylene)	EPA 8260D	ND		µg/L	1.00	1	08/19/25 02:30	NA
Vinyl chloride (Chloroethene)	EPA 8260D	ND		µg/L	1.00	1	08/19/25 02:30	NA
Surr: 1,2-Dichloroethane-d4	*EPA 8260D*	***101***		*%REC*	*80-120*	*1*	*08/19/25 02:30*	*NA*
Surr: 4-Bromofluorobenzene	*EPA 8260D*	***104***		*%REC*	*80-120*	*1*	*08/19/25 02:30*	*NA*
Surr: Dibromofluoromethane	*EPA 8260D*	***105***		*%REC*	*80-120*	*1*	*08/19/25 02:30*	*NA*
Surr: Toluene-d8	*EPA 8260D*	***99.4***		*%REC*	*80-120*	*1*	*08/19/25 02:30*	*NA*

Analytical Report

Client:	WSP USA	**Work Order:**	HN2511497
Project:	Textron Rochester	**Date Collected:**	08/11/25 14:53
Matrix:	GROUNDWATER	**Date Received:**	08/15/25 08:00

CLIENT ID: ATR-MW38(69.9)-G081125 **Lab ID: HN2511497-010**

Analyte	Method	Results	Qual	Units	MRL	Dilution Factor	Date Analyzed	Date Extracted
Volatile Organic Compounds by GC-MS								
1,1,1-Trichloroethane	EPA 8260D	ND		µg/L	1.00	1	08/19/25 02:53	NA
1,1,2,2-Tetrachloroethane	EPA 8260D	ND		µg/L	1.00	1	08/19/25 02:53	NA
1,1,2-Trichloroethane	EPA 8260D	ND		µg/L	1.00	1	08/19/25 02:53	NA
1,1-Dichloroethane	EPA 8260D	ND		µg/L	1.00	1	08/19/25 02:53	NA
1,1-Dichloroethylene	EPA 8260D	ND		µg/L	1.00	1	08/19/25 02:53	NA
1,2-Dichloroethane (Ethylene dichloride)	EPA 8260D	ND		µg/L	1.00	1	08/19/25 02:53	NA
1,2-Dichloropropane	EPA 8260D	ND		µg/L	1.00	1	08/19/25 02:53	NA
2-Butanone (Methyl ethyl ketone, MEK)	EPA 8260D	ND		µg/L	5.00	1	08/19/25 02:53	NA
2-Hexanone	EPA 8260D	ND		µg/L	5.00	1	08/19/25 02:53	NA
4-Methyl-2-pentanone (MIBK)	EPA 8260D	ND		µg/L	1.00	1	08/19/25 02:53	NA
Acetone	EPA 8260D	ND		µg/L	10.0	1	08/19/25 02:53	NA
Benzene	EPA 8260D	ND		µg/L	1.00	1	08/19/25 02:53	NA
Bromodichloromethane	EPA 8260D	ND		µg/L	1.00	1	08/19/25 02:53	NA
Bromoform	EPA 8260D	ND		µg/L	1.00	1	08/19/25 02:53	NA
Carbon disulfide	EPA 8260D	ND		µg/L	1.00	1	08/19/25 02:53	NA
Carbon tetrachloride	EPA 8260D	ND		µg/L	1.00	1	08/19/25 02:53	NA
Chlorobenzene	EPA 8260D	ND		µg/L	1.00	1	08/19/25 02:53	NA
Chlorodibromomethane	EPA 8260D	ND		µg/L	1.00	1	08/19/25 02:53	NA
Chloroethane (Ethyl chloride)	EPA 8260D	ND		µg/L	1.00	1	08/19/25 02:53	NA
Chloroform	EPA 8260D	ND		µg/L	1.00	1	08/19/25 02:53	NA
cis-1,2-Dichloroethylene	EPA 8260D	ND		µg/L	1.00	1	08/19/25 02:53	NA
cis-1,3-Dichloropropene	EPA 8260D	ND		µg/L	1.00	1	08/19/25 02:53	NA
Ethylbenzene	EPA 8260D	ND		µg/L	1.00	1	08/19/25 02:53	NA
m+p-Xylene	EPA 8260D	ND		µg/L	2.00	1	08/19/25 02:53	NA
Methyl bromide (Bromomethane)	EPA 8260D	ND		µg/L	1.00	1	08/19/25 02:53	NA
Methyl chloride (Chloromethane)	EPA 8260D	ND		µg/L	5.00	1	08/19/25 02:53	NA
Methylene chloride (Dichloromethane)	EPA 8260D	ND		µg/L	5.00	1	08/19/25 02:53	NA
o-Xylene	EPA 8260D	ND		µg/L	1.00	1	08/19/25 02:53	NA
Styrene	EPA 8260D	ND		µg/L	1.00	1	08/19/25 02:53	NA

Analytical Report

Client:	WSP USA	**Work Order:**	HN2511497
Project:	Textron Rochester	**Date Collected:**	08/11/25 14:53
Matrix:	GROUNDWATER	**Date Received:**	08/15/25 08:00

CLIENT ID: ATR-MW38(69.9)-G081125 **Lab ID: HN2511497-010**

Analyte	Method	Results	Qual	Units	MRL	Dilution Factor	Date Analyzed	Date Extracted
Tetrachloroethylene (Perchloroethylene)	EPA 8260D	ND		µg/L	1.00	1	08/19/25 02:53	NA
Toluene	EPA 8260D	ND		µg/L	1.00	1	08/19/25 02:53	NA
Total Xylene	EPA 8260D	ND		µg/L	2.00	1	08/19/25 02:53	NA
trans-1,2-Dichloroethylene	EPA 8260D	ND		µg/L	1.00	1	08/19/25 02:53	NA
trans-1,3-Dichloropropylene	EPA 8260D	ND		µg/L	1.00	1	08/19/25 02:53	NA
Trichloroethene (Trichloroethylene)	EPA 8260D	ND		µg/L	1.00	1	08/19/25 02:53	NA
Vinyl chloride (Chloroethene)	EPA 8260D	**5.67**		µg/L	1.00	1	08/19/25 02:53	NA
Surr: 1,2-Dichloroethane-d4	*EPA 8260D*	***103***		*%REC*	*80-120*	*1*	*08/19/25 02:53*	*NA*
Surr: 4-Bromofluorobenzene	*EPA 8260D*	***99.8***		*%REC*	*80-120*	*1*	*08/19/25 02:53*	*NA*
Surr: Dibromofluoromethane	*EPA 8260D*	***103***		*%REC*	*80-120*	*1*	*08/19/25 02:53*	*NA*
Surr: Toluene-d8	*EPA 8260D*	***98.0***		*%REC*	*80-120*	*1*	*08/19/25 02:53*	*NA*

Analytical Report

Client:	WSP USA	**Work Order:**	HN2511497
Project:	Textron Rochester	**Date Collected:**	08/12/25 14:07
Matrix:	GROUNDWATER	**Date Received:**	08/15/25 08:00

CLIENT ID: ATR-MW30(41.1)-G081225 **Lab ID: HN2511497-011**

Analyte	Method	Results	Qual	Units	MRL	Dilution Factor	Date Analyzed	Date Extracted
Volatile Organic Compounds by GC-MS								
1,1,1-Trichloroethane	EPA 8260D	ND		µg/L	1.00	1	08/19/25 03:16	NA
1,1,2,2-Tetrachloroethane	EPA 8260D	ND		µg/L	1.00	1	08/19/25 03:16	NA
1,1,2-Trichloroethane	EPA 8260D	ND		µg/L	1.00	1	08/19/25 03:16	NA
1,1-Dichloroethane	EPA 8260D	ND		µg/L	1.00	1	08/19/25 03:16	NA
1,1-Dichloroethylene	EPA 8260D	ND		µg/L	1.00	1	08/19/25 03:16	NA
1,2-Dichloroethane (Ethylene dichloride)	EPA 8260D	ND		µg/L	1.00	1	08/19/25 03:16	NA
1,2-Dichloropropane	EPA 8260D	ND		µg/L	1.00	1	08/19/25 03:16	NA
2-Butanone (Methyl ethyl ketone, MEK)	EPA 8260D	ND		µg/L	5.00	1	08/19/25 03:16	NA
2-Hexanone	EPA 8260D	ND		µg/L	5.00	1	08/19/25 03:16	NA
4-Methyl-2-pentanone (MIBK)	EPA 8260D	ND		µg/L	1.00	1	08/19/25 03:16	NA
Acetone	EPA 8260D	ND		µg/L	10.0	1	08/19/25 03:16	NA
Benzene	EPA 8260D	ND		µg/L	1.00	1	08/19/25 03:16	NA
Bromodichloromethane	EPA 8260D	ND		µg/L	1.00	1	08/19/25 03:16	NA
Bromoform	EPA 8260D	ND		µg/L	1.00	1	08/19/25 03:16	NA
Carbon disulfide	EPA 8260D	ND		µg/L	1.00	1	08/19/25 03:16	NA
Carbon tetrachloride	EPA 8260D	ND		µg/L	1.00	1	08/19/25 03:16	NA
Chlorobenzene	EPA 8260D	ND		µg/L	1.00	1	08/19/25 03:16	NA
Chlorodibromomethane	EPA 8260D	ND		µg/L	1.00	1	08/19/25 03:16	NA
Chloroethane (Ethyl chloride)	EPA 8260D	ND		µg/L	1.00	1	08/19/25 03:16	NA
Chloroform	EPA 8260D	ND		µg/L	1.00	1	08/19/25 03:16	NA
cis-1,2-Dichloroethylene	EPA 8260D	**33.5**		µg/L	1.00	1	08/19/25 03:16	NA
cis-1,3-Dichloropropene	EPA 8260D	ND		µg/L	1.00	1	08/19/25 03:16	NA
Ethylbenzene	EPA 8260D	ND		µg/L	1.00	1	08/19/25 03:16	NA
m+p-Xylene	EPA 8260D	ND		µg/L	2.00	1	08/19/25 03:16	NA
Methyl bromide (Bromomethane)	EPA 8260D	ND		µg/L	1.00	1	08/19/25 03:16	NA
Methyl chloride (Chloromethane)	EPA 8260D	ND		µg/L	5.00	1	08/19/25 03:16	NA
Methylene chloride (Dichloromethane)	EPA 8260D	ND		µg/L	5.00	1	08/19/25 03:16	NA
o-Xylene	EPA 8260D	ND		µg/L	1.00	1	08/19/25 03:16	NA
Styrene	EPA 8260D	ND		µg/L	1.00	1	08/19/25 03:16	NA

Analytical Report

Client:	WSP USA	**Work Order:**	HN2511497
Project:	Textron Rochester	**Date Collected:**	08/12/25 14:07
Matrix:	GROUNDWATER	**Date Received:**	08/15/25 08:00

CLIENT ID: ATR-MW30(41.1)-G081225 **Lab ID: HN2511497-011**

Analyte	Method	Results	Qual	Units	MRL	Dilution Factor	Date Analyzed	Date Extracted
Tetrachloroethylene (Perchloroethylene)	EPA 8260D	ND		µg/L	1.00	1	08/19/25 03:16	NA
Toluene	EPA 8260D	ND		µg/L	1.00	1	08/19/25 03:16	NA
Total Xylene	EPA 8260D	ND		µg/L	2.00	1	08/19/25 03:16	NA
trans-1,2-Dichloroethylene	EPA 8260D	ND		µg/L	1.00	1	08/19/25 03:16	NA
trans-1,3-Dichloropropylene	EPA 8260D	ND		µg/L	1.00	1	08/19/25 03:16	NA
Trichloroethene (Trichloroethylene)	EPA 8260D	**10.7**		µg/L	1.00	1	08/19/25 03:16	NA
Vinyl chloride (Chloroethene)	EPA 8260D	**8.81**		µg/L	1.00	1	08/19/25 03:16	NA
Surr: 1,2-Dichloroethane-d4	*EPA 8260D*	***105***		*%REC*	*80-120*	*1*	*08/19/25 03:16*	*NA*
Surr: 4-Bromofluorobenzene	*EPA 8260D*	***105***		*%REC*	*80-120*	*1*	*08/19/25 03:16*	*NA*
Surr: Dibromofluoromethane	*EPA 8260D*	***104***		*%REC*	*80-120*	*1*	*08/19/25 03:16*	*NA*
Surr: Toluene-d8	*EPA 8260D*	***97.3***		*%REC*	*80-120*	*1*	*08/19/25 03:16*	*NA*

Analytical Report

Client:	WSP USA	**Work Order:**	HN2511497
Project:	Textron Rochester	**Date Collected:**	08/13/25 08:50
Matrix:	GROUNDWATER	**Date Received:**	08/15/25 08:00

CLIENT ID: ATR-MW19(53)-G081325 **Lab ID: HN2511497-012**

Analyte	Method	Results	Qual	Units	MRL	Dilution Factor	Date Analyzed	Date Extracted
Volatile Organic Compounds by GC-MS								
1,1,1-Trichloroethane	EPA 8260D	ND		µg/L	1.00	1	08/19/25 03:39	NA
1,1,2,2-Tetrachloroethane	EPA 8260D	ND		µg/L	1.00	1	08/19/25 03:39	NA
1,1,2-Trichloroethane	EPA 8260D	ND		µg/L	1.00	1	08/19/25 03:39	NA
1,1-Dichloroethane	EPA 8260D	ND		µg/L	1.00	1	08/19/25 03:39	NA
1,1-Dichloroethylene	EPA 8260D	ND		µg/L	1.00	1	08/19/25 03:39	NA
1,2-Dichloroethane (Ethylene dichloride)	EPA 8260D	ND		µg/L	1.00	1	08/19/25 03:39	NA
1,2-Dichloropropane	EPA 8260D	ND		µg/L	1.00	1	08/19/25 03:39	NA
2-Butanone (Methyl ethyl ketone, MEK)	EPA 8260D	ND		µg/L	5.00	1	08/19/25 03:39	NA
2-Hexanone	EPA 8260D	ND		µg/L	5.00	1	08/19/25 03:39	NA
4-Methyl-2-pentanone (MIBK)	EPA 8260D	ND		µg/L	1.00	1	08/19/25 03:39	NA
Acetone	EPA 8260D	ND		µg/L	10.0	1	08/19/25 03:39	NA
Benzene	EPA 8260D	ND		µg/L	1.00	1	08/19/25 03:39	NA
Bromodichloromethane	EPA 8260D	ND		µg/L	1.00	1	08/19/25 03:39	NA
Bromoform	EPA 8260D	ND		µg/L	1.00	1	08/19/25 03:39	NA
Carbon disulfide	EPA 8260D	ND		µg/L	1.00	1	08/19/25 03:39	NA
Carbon tetrachloride	EPA 8260D	ND		µg/L	1.00	1	08/19/25 03:39	NA
Chlorobenzene	EPA 8260D	ND		µg/L	1.00	1	08/19/25 03:39	NA
Chlorodibromomethane	EPA 8260D	ND		µg/L	1.00	1	08/19/25 03:39	NA
Chloroethane (Ethyl chloride)	EPA 8260D	ND		µg/L	1.00	1	08/19/25 03:39	NA
Chloroform	EPA 8260D	ND		µg/L	1.00	1	08/19/25 03:39	NA
cis-1,2-Dichloroethylene	EPA 8260D	**22.8**		µg/L	1.00	1	08/19/25 03:39	NA
cis-1,3-Dichloropropene	EPA 8260D	ND		µg/L	1.00	1	08/19/25 03:39	NA
Ethylbenzene	EPA 8260D	ND		µg/L	1.00	1	08/19/25 03:39	NA
m+p-Xylene	EPA 8260D	ND		µg/L	2.00	1	08/19/25 03:39	NA
Methyl bromide (Bromomethane)	EPA 8260D	ND		µg/L	1.00	1	08/19/25 03:39	NA
Methyl chloride (Chloromethane)	EPA 8260D	ND		µg/L	5.00	1	08/19/25 03:39	NA
Methylene chloride (Dichloromethane)	EPA 8260D	ND		µg/L	5.00	1	08/19/25 03:39	NA
o-Xylene	EPA 8260D	ND		µg/L	1.00	1	08/19/25 03:39	NA
Styrene	EPA 8260D	ND		µg/L	1.00	1	08/19/25 03:39	NA

Analytical Report

Client:	WSP USA	**Work Order:**	HN2511497
Project:	Textron Rochester	**Date Collected:**	08/13/25 08:50
Matrix:	GROUNDWATER	**Date Received:**	08/15/25 08:00

CLIENT ID: ATR-MW19(53)-G081325 **Lab ID: HN2511497-012**

Analyte	Method	Results	Qual	Units	MRL	Dilution Factor	Date Analyzed	Date Extracted
Tetrachloroethylene (Perchloroethylene)	EPA 8260D	ND		µg/L	1.00	1	08/19/25 03:39	NA
Toluene	EPA 8260D	ND		µg/L	1.00	1	08/19/25 03:39	NA
Total Xylene	EPA 8260D	ND		µg/L	2.00	1	08/19/25 03:39	NA
trans-1,2-Dichloroethylene	EPA 8260D	ND		µg/L	1.00	1	08/19/25 03:39	NA
trans-1,3-Dichloropropylene	EPA 8260D	ND		µg/L	1.00	1	08/19/25 03:39	NA
Trichloroethene (Trichloroethylene)	EPA 8260D	ND		µg/L	1.00	1	08/19/25 03:39	NA
Vinyl chloride (Chloroethene)	EPA 8260D	**12.0**		µg/L	1.00	1	08/19/25 03:39	NA
Surr: 1,2-Dichloroethane-d4	*EPA 8260D*	***102***		*%REC*	*80-120*	*1*	*08/19/25 03:39*	*NA*
Surr: 4-Bromofluorobenzene	*EPA 8260D*	***99.7***		*%REC*	*80-120*	*1*	*08/19/25 03:39*	*NA*
Surr: Dibromofluoromethane	*EPA 8260D*	***105***		*%REC*	*80-120*	*1*	*08/19/25 03:39*	*NA*
Surr: Toluene-d8	*EPA 8260D*	***98.0***		*%REC*	*80-120*	*1*	*08/19/25 03:39*	*NA*

Analytical Report

Client:	WSP USA	**Work Order:**	HN2511497
Project:	Textron Rochester	**Date Collected:**	08/11/25
Matrix:	GROUNDWATER	**Date Received:**	08/15/25 08:00

CLIENT ID: ATR-TB001-081125 **Lab ID: HN2511497-013**

Analyte	Method	Results	Qual	Units	MRL	Dilution Factor	Date Analyzed	Date Extracted
Volatile Organic Compounds by GC-MS								
1,1,1-Trichloroethane	EPA 8260D	ND		µg/L	1.00	1	08/18/25 23:04	NA
1,1,2,2-Tetrachloroethane	EPA 8260D	ND		µg/L	1.00	1	08/18/25 23:04	NA
1,1,2-Trichloroethane	EPA 8260D	ND		µg/L	1.00	1	08/18/25 23:04	NA
1,1-Dichloroethane	EPA 8260D	ND		µg/L	1.00	1	08/18/25 23:04	NA
1,1-Dichloroethylene	EPA 8260D	ND		µg/L	1.00	1	08/18/25 23:04	NA
1,2-Dichloroethane (Ethylene dichloride)	EPA 8260D	ND		µg/L	1.00	1	08/18/25 23:04	NA
1,2-Dichloropropane	EPA 8260D	ND		µg/L	1.00	1	08/18/25 23:04	NA
2-Butanone (Methyl ethyl ketone, MEK)	EPA 8260D	ND		µg/L	5.00	1	08/18/25 23:04	NA
2-Hexanone	EPA 8260D	ND		µg/L	5.00	1	08/18/25 23:04	NA
4-Methyl-2-pentanone (MIBK)	EPA 8260D	ND		µg/L	1.00	1	08/18/25 23:04	NA
Acetone	EPA 8260D	ND		µg/L	10.0	1	08/18/25 23:04	NA
Benzene	EPA 8260D	ND		µg/L	1.00	1	08/18/25 23:04	NA
Bromodichloromethane	EPA 8260D	ND		µg/L	1.00	1	08/18/25 23:04	NA
Bromoform	EPA 8260D	ND		µg/L	1.00	1	08/18/25 23:04	NA
Carbon disulfide	EPA 8260D	ND		µg/L	1.00	1	08/18/25 23:04	NA
Carbon tetrachloride	EPA 8260D	ND		µg/L	1.00	1	08/18/25 23:04	NA
Chlorobenzene	EPA 8260D	ND		µg/L	1.00	1	08/18/25 23:04	NA
Chlorodibromomethane	EPA 8260D	ND		µg/L	1.00	1	08/18/25 23:04	NA
Chloroethane (Ethyl chloride)	EPA 8260D	ND		µg/L	1.00	1	08/18/25 23:04	NA
Chloroform	EPA 8260D	ND		µg/L	1.00	1	08/18/25 23:04	NA
cis-1,2-Dichloroethylene	EPA 8260D	ND		µg/L	1.00	1	08/18/25 23:04	NA
cis-1,3-Dichloropropene	EPA 8260D	ND		µg/L	1.00	1	08/18/25 23:04	NA
Ethylbenzene	EPA 8260D	ND		µg/L	1.00	1	08/18/25 23:04	NA
m+p-Xylene	EPA 8260D	ND		µg/L	2.00	1	08/18/25 23:04	NA
Methyl bromide (Bromomethane)	EPA 8260D	ND		µg/L	1.00	1	08/18/25 23:04	NA
Methyl chloride (Chloromethane)	EPA 8260D	ND		µg/L	5.00	1	08/18/25 23:04	NA
Methylene chloride (Dichloromethane)	EPA 8260D	ND		µg/L	5.00	1	08/18/25 23:04	NA
o-Xylene	EPA 8260D	ND		µg/L	1.00	1	08/18/25 23:04	NA
Styrene	EPA 8260D	ND		µg/L	1.00	1	08/18/25 23:04	NA

Analytical Report

Client:	WSP USA	**Work Order:**	HN2511497
Project:	Textron Rochester	**Date Collected:**	08/11/25
Matrix:	GROUNDWATER	**Date Received:**	08/15/25 08:00

CLIENT ID: ATR-TB001-081125 **Lab ID: HN2511497-013**

Analyte	Method	Results	Qual	Units	MRL	Dilution Factor	Date Analyzed	Date Extracted
Tetrachloroethylene (Perchloroethylene)	EPA 8260D	ND		µg/L	1.00	1	08/18/25 23:04	NA
Toluene	EPA 8260D	ND		µg/L	1.00	1	08/18/25 23:04	NA
Total Xylene	EPA 8260D	ND		µg/L	2.00	1	08/18/25 23:04	NA
trans-1,2-Dichloroethylene	EPA 8260D	ND		µg/L	1.00	1	08/18/25 23:04	NA
trans-1,3-Dichloropropylene	EPA 8260D	ND		µg/L	1.00	1	08/18/25 23:04	NA
Trichloroethene (Trichloroethylene)	EPA 8260D	ND		µg/L	1.00	1	08/18/25 23:04	NA
Vinyl chloride (Chloroethene)	EPA 8260D	ND		µg/L	1.00	1	08/18/25 23:04	NA
Surr: 1,2-Dichloroethane-d4	*EPA 8260D*	***102***		*%REC*	*80-120*	*1*	*08/18/25 23:04*	*NA*
Surr: 4-Bromofluorobenzene	*EPA 8260D*	***101***		*%REC*	*80-120*	*1*	*08/18/25 23:04*	*NA*
Surr: Dibromofluoromethane	*EPA 8260D*	***104***		*%REC*	*80-120*	*1*	*08/18/25 23:04*	*NA*
Surr: Toluene-d8	*EPA 8260D*	***95.5***		*%REC*	*80-120*	*1*	*08/18/25 23:04*	*NA*

Analytical Report

Client:	WSP USA	**Work Order:**	HN2511497
Project:	Textron Rochester	**Date Collected:**	08/12/25 15:20
Matrix:	GROUNDWATER	**Date Received:**	08/15/25 08:00

CLIENT ID: ATR-MW48(159)-G081225 **Lab ID: HN2511497-014**

Analyte	Method	Results	Qual	Units	MRL	Dilution Factor	Date Analyzed	Date Extracted
Volatile Organic Compounds by GC-MS								
1,1,1-Trichloroethane	EPA 8260D	ND		µg/L	1.00	1	08/19/25 04:02	NA
1,1,2,2-Tetrachloroethane	EPA 8260D	ND		µg/L	1.00	1	08/19/25 04:02	NA
1,1,2-Trichloroethane	EPA 8260D	ND		µg/L	1.00	1	08/19/25 04:02	NA
1,1-Dichloroethane	EPA 8260D	ND		µg/L	1.00	1	08/19/25 04:02	NA
1,1-Dichloroethylene	EPA 8260D	ND		µg/L	1.00	1	08/19/25 04:02	NA
1,2-Dichloroethane (Ethylene dichloride)	EPA 8260D	ND		µg/L	1.00	1	08/19/25 04:02	NA
1,2-Dichloropropane	EPA 8260D	ND		µg/L	1.00	1	08/19/25 04:02	NA
2-Butanone (Methyl ethyl ketone, MEK)	EPA 8260D	ND		µg/L	5.00	1	08/19/25 04:02	NA
2-Hexanone	EPA 8260D	ND		µg/L	5.00	1	08/19/25 04:02	NA
4-Methyl-2-pentanone (MIBK)	EPA 8260D	ND		µg/L	1.00	1	08/19/25 04:02	NA
Acetone	EPA 8260D	ND		µg/L	10.0	1	08/19/25 04:02	NA
Benzene	EPA 8260D	ND		µg/L	1.00	1	08/19/25 04:02	NA
Bromodichloromethane	EPA 8260D	ND		µg/L	1.00	1	08/19/25 04:02	NA
Bromoform	EPA 8260D	ND		µg/L	1.00	1	08/19/25 04:02	NA
Carbon disulfide	EPA 8260D	ND		µg/L	1.00	1	08/19/25 04:02	NA
Carbon tetrachloride	EPA 8260D	ND		µg/L	1.00	1	08/19/25 04:02	NA
Chlorobenzene	EPA 8260D	ND		µg/L	1.00	1	08/19/25 04:02	NA
Chlorodibromomethane	EPA 8260D	ND		µg/L	1.00	1	08/19/25 04:02	NA
Chloroethane (Ethyl chloride)	EPA 8260D	ND		µg/L	1.00	1	08/19/25 04:02	NA
Chloroform	EPA 8260D	ND		µg/L	1.00	1	08/19/25 04:02	NA
cis-1,2-Dichloroethylene	EPA 8260D	ND		µg/L	1.00	1	08/19/25 04:02	NA
cis-1,3-Dichloropropene	EPA 8260D	ND		µg/L	1.00	1	08/19/25 04:02	NA
Ethylbenzene	EPA 8260D	ND		µg/L	1.00	1	08/19/25 04:02	NA
m+p-Xylene	EPA 8260D	ND		µg/L	2.00	1	08/19/25 04:02	NA
Methyl bromide (Bromomethane)	EPA 8260D	ND		µg/L	1.00	1	08/19/25 04:02	NA
Methyl chloride (Chloromethane)	EPA 8260D	ND		µg/L	5.00	1	08/19/25 04:02	NA
Methylene chloride (Dichloromethane)	EPA 8260D	ND		µg/L	5.00	1	08/19/25 04:02	NA
o-Xylene	EPA 8260D	ND		µg/L	1.00	1	08/19/25 04:02	NA
Styrene	EPA 8260D	ND		µg/L	1.00	1	08/19/25 04:02	NA

Analytical Report

Client:	WSP USA	**Work Order:**	HN2511497
Project:	Textron Rochester	**Date Collected:**	08/12/25 15:20
Matrix:	GROUNDWATER	**Date Received:**	08/15/25 08:00

CLIENT ID: ATR-MW48(159)-G081225 **Lab ID: HN2511497-014**

Analyte	Method	Results	Qual	Units	MRL	Dilution Factor	Date Analyzed	Date Extracted
Tetrachloroethylene (Perchloroethylene)	EPA 8260D	ND		µg/L	1.00	1	08/19/25 04:02	NA
Toluene	EPA 8260D	ND		µg/L	1.00	1	08/19/25 04:02	NA
Total Xylene	EPA 8260D	ND		µg/L	2.00	1	08/19/25 04:02	NA
trans-1,2-Dichloroethylene	EPA 8260D	ND		µg/L	1.00	1	08/19/25 04:02	NA
trans-1,3-Dichloropropylene	EPA 8260D	ND		µg/L	1.00	1	08/19/25 04:02	NA
Trichloroethene (Trichloroethylene)	EPA 8260D	ND		µg/L	1.00	1	08/19/25 04:02	NA
Vinyl chloride (Chloroethene)	EPA 8260D	**5.31**		µg/L	1.00	1	08/19/25 04:02	NA
Surr: 1,2-Dichloroethane-d4	*EPA 8260D*	***106***		*%REC*	*80-120*	*1*	*08/19/25 04:02*	*NA*
Surr: 4-Bromofluorobenzene	*EPA 8260D*	***102***		*%REC*	*80-120*	*1*	*08/19/25 04:02*	*NA*
Surr: Dibromofluoromethane	*EPA 8260D*	***107***		*%REC*	*80-120*	*1*	*08/19/25 04:02*	*NA*
Surr: Toluene-d8	*EPA 8260D*	***95.3***		*%REC*	*80-120*	*1*	*08/19/25 04:02*	*NA*

Analytical Report

Client:	WSP USA	**Work Order:**	HN2511497
Project:	Textron Rochester	**Date Collected:**	08/12/25 09:30
Matrix:	GROUNDWATER	**Date Received:**	08/15/25 08:00

CLIENT ID: ATR-MW35(90)-G081225 **Lab ID: HN2511497-015**

Analyte	Method	Results	Qual	Units	MRL	Dilution Factor	Date Analyzed	Date Extracted
Volatile Organic Compounds by GC-MS								
1,1,1-Trichloroethane	EPA 8260D	ND		µg/L	1.00	1	08/19/25 04:24	NA
1,1,2,2-Tetrachloroethane	EPA 8260D	ND		µg/L	1.00	1	08/19/25 04:24	NA
1,1,2-Trichloroethane	EPA 8260D	ND		µg/L	1.00	1	08/19/25 04:24	NA
1,1-Dichloroethane	EPA 8260D	ND		µg/L	1.00	1	08/19/25 04:24	NA
1,1-Dichloroethylene	EPA 8260D	ND		µg/L	1.00	1	08/19/25 04:24	NA
1,2-Dichloroethane (Ethylene dichloride)	EPA 8260D	ND		µg/L	1.00	1	08/19/25 04:24	NA
1,2-Dichloropropane	EPA 8260D	ND		µg/L	1.00	1	08/19/25 04:24	NA
2-Butanone (Methyl ethyl ketone, MEK)	EPA 8260D	ND		µg/L	5.00	1	08/19/25 04:24	NA
2-Hexanone	EPA 8260D	ND		µg/L	5.00	1	08/19/25 04:24	NA
4-Methyl-2-pentanone (MIBK)	EPA 8260D	ND		µg/L	1.00	1	08/19/25 04:24	NA
Acetone	EPA 8260D	ND		µg/L	10.0	1	08/19/25 04:24	NA
Benzene	EPA 8260D	ND		µg/L	1.00	1	08/19/25 04:24	NA
Bromodichloromethane	EPA 8260D	ND		µg/L	1.00	1	08/19/25 04:24	NA
Bromoform	EPA 8260D	ND		µg/L	1.00	1	08/19/25 04:24	NA
Carbon disulfide	EPA 8260D	ND		µg/L	1.00	1	08/19/25 04:24	NA
Carbon tetrachloride	EPA 8260D	ND		µg/L	1.00	1	08/19/25 04:24	NA
Chlorobenzene	EPA 8260D	ND		µg/L	1.00	1	08/19/25 04:24	NA
Chlorodibromomethane	EPA 8260D	ND		µg/L	1.00	1	08/19/25 04:24	NA
Chloroethane (Ethyl chloride)	EPA 8260D	ND		µg/L	1.00	1	08/19/25 04:24	NA
Chloroform	EPA 8260D	ND		µg/L	1.00	1	08/19/25 04:24	NA
cis-1,2-Dichloroethylene	EPA 8260D	ND		µg/L	1.00	1	08/19/25 04:24	NA
cis-1,3-Dichloropropene	EPA 8260D	ND		µg/L	1.00	1	08/19/25 04:24	NA
Ethylbenzene	EPA 8260D	ND		µg/L	1.00	1	08/19/25 04:24	NA
m+p-Xylene	EPA 8260D	ND		µg/L	2.00	1	08/19/25 04:24	NA
Methyl bromide (Bromomethane)	EPA 8260D	ND		µg/L	1.00	1	08/19/25 04:24	NA
Methyl chloride (Chloromethane)	EPA 8260D	ND		µg/L	5.00	1	08/19/25 04:24	NA
Methylene chloride (Dichloromethane)	EPA 8260D	ND		µg/L	5.00	1	08/19/25 04:24	NA
o-Xylene	EPA 8260D	ND		µg/L	1.00	1	08/19/25 04:24	NA
Styrene	EPA 8260D	ND		µg/L	1.00	1	08/19/25 04:24	NA

Analytical Report

Client:	WSP USA	**Work Order:**	HN2511497
Project:	Textron Rochester	**Date Collected:**	08/12/25 09:30
Matrix:	GROUNDWATER	**Date Received:**	08/15/25 08:00

CLIENT ID: ATR-MW35(90)-G081225 **Lab ID: HN2511497-015**

Analyte	Method	Results	Qual	Units	MRL	Dilution Factor	Date Analyzed	Date Extracted
Tetrachloroethylene (Perchloroethylene)	EPA 8260D	ND		µg/L	1.00	1	08/19/25 04:24	NA
Toluene	EPA 8260D	ND		µg/L	1.00	1	08/19/25 04:24	NA
Total Xylene	EPA 8260D	ND		µg/L	2.00	1	08/19/25 04:24	NA
trans-1,2-Dichloroethylene	EPA 8260D	ND		µg/L	1.00	1	08/19/25 04:24	NA
trans-1,3-Dichloropropylene	EPA 8260D	ND		µg/L	1.00	1	08/19/25 04:24	NA
Trichloroethene (Trichloroethylene)	EPA 8260D	ND		µg/L	1.00	1	08/19/25 04:24	NA
Vinyl chloride (Chloroethene)	EPA 8260D	**4.17**		µg/L	1.00	1	08/19/25 04:24	NA
Surr: 1,2-Dichloroethane-d4	*EPA 8260D*	***103***		*%REC*	*80-120*	*1*	*08/19/25 04:24*	*NA*
Surr: 4-Bromofluorobenzene	*EPA 8260D*	***97.6***		*%REC*	*80-120*	*1*	*08/19/25 04:24*	*NA*
Surr: Dibromofluoromethane	*EPA 8260D*	***104***		*%REC*	*80-120*	*1*	*08/19/25 04:24*	*NA*
Surr: Toluene-d8	*EPA 8260D*	***95.8***		*%REC*	*80-120*	*1*	*08/19/25 04:24*	*NA*

Analytical Report

Client:	WSP USA	**Work Order:**	HN2511497
Project:	Textron Rochester	**Date Collected:**	08/12/25 08:34
Matrix:	GROUNDWATER	**Date Received:**	08/15/25 08:00

CLIENT ID: ATR-MW35(45)-G081225 **Lab ID: HN2511497-016**

Analyte	Method	Results	Qual	Units	MRL	Dilution Factor	Date Analyzed	Date Extracted
Volatile Organic Compounds by GC-MS								
1,1,1-Trichloroethane	EPA 8260D	ND		µg/L	1.00	1	08/19/25 04:47	NA
1,1,2,2-Tetrachloroethane	EPA 8260D	ND		µg/L	1.00	1	08/19/25 04:47	NA
1,1,2-Trichloroethane	EPA 8260D	ND		µg/L	1.00	1	08/19/25 04:47	NA
1,1-Dichloroethane	EPA 8260D	ND		µg/L	1.00	1	08/19/25 04:47	NA
1,1-Dichloroethylene	EPA 8260D	ND		µg/L	1.00	1	08/19/25 04:47	NA
1,2-Dichloroethane (Ethylene dichloride)	EPA 8260D	ND		µg/L	1.00	1	08/19/25 04:47	NA
1,2-Dichloropropane	EPA 8260D	ND		µg/L	1.00	1	08/19/25 04:47	NA
2-Butanone (Methyl ethyl ketone, MEK)	EPA 8260D	ND		µg/L	5.00	1	08/19/25 04:47	NA
2-Hexanone	EPA 8260D	ND		µg/L	5.00	1	08/19/25 04:47	NA
4-Methyl-2-pentanone (MIBK)	EPA 8260D	ND		µg/L	1.00	1	08/19/25 04:47	NA
Acetone	EPA 8260D	ND		µg/L	10.0	1	08/19/25 04:47	NA
Benzene	EPA 8260D	ND		µg/L	1.00	1	08/19/25 04:47	NA
Bromodichloromethane	EPA 8260D	ND		µg/L	1.00	1	08/19/25 04:47	NA
Bromoform	EPA 8260D	ND		µg/L	1.00	1	08/19/25 04:47	NA
Carbon disulfide	EPA 8260D	ND		µg/L	1.00	1	08/19/25 04:47	NA
Carbon tetrachloride	EPA 8260D	ND		µg/L	1.00	1	08/19/25 04:47	NA
Chlorobenzene	EPA 8260D	ND		µg/L	1.00	1	08/19/25 04:47	NA
Chlorodibromomethane	EPA 8260D	ND		µg/L	1.00	1	08/19/25 04:47	NA
Chloroethane (Ethyl chloride)	EPA 8260D	ND		µg/L	1.00	1	08/19/25 04:47	NA
Chloroform	EPA 8260D	ND		µg/L	1.00	1	08/19/25 04:47	NA
cis-1,2-Dichloroethylene	EPA 8260D	ND		µg/L	1.00	1	08/19/25 04:47	NA
cis-1,3-Dichloropropene	EPA 8260D	ND		µg/L	1.00	1	08/19/25 04:47	NA
Ethylbenzene	EPA 8260D	ND		µg/L	1.00	1	08/19/25 04:47	NA
m+p-Xylene	EPA 8260D	ND		µg/L	2.00	1	08/19/25 04:47	NA
Methyl bromide (Bromomethane)	EPA 8260D	ND		µg/L	1.00	1	08/19/25 04:47	NA
Methyl chloride (Chloromethane)	EPA 8260D	ND		µg/L	5.00	1	08/19/25 04:47	NA
Methylene chloride (Dichloromethane)	EPA 8260D	ND		µg/L	5.00	1	08/19/25 04:47	NA
o-Xylene	EPA 8260D	ND		µg/L	1.00	1	08/19/25 04:47	NA
Styrene	EPA 8260D	ND		µg/L	1.00	1	08/19/25 04:47	NA

Analytical Report

Client:	WSP USA	**Work Order:**	HN2511497
Project:	Textron Rochester	**Date Collected:**	08/12/25 08:34
Matrix:	GROUNDWATER	**Date Received:**	08/15/25 08:00

CLIENT ID: ATR-MW35(45)-G081225 **Lab ID: HN2511497-016**

Analyte	Method	Results	Qual	Units	MRL	Dilution Factor	Date Analyzed	Date Extracted
Tetrachloroethylene (Perchloroethylene)	EPA 8260D	ND		µg/L	1.00	1	08/19/25 04:47	NA
Toluene	EPA 8260D	ND		µg/L	1.00	1	08/19/25 04:47	NA
Total Xylene	EPA 8260D	ND		µg/L	2.00	1	08/19/25 04:47	NA
trans-1,2-Dichloroethylene	EPA 8260D	ND		µg/L	1.00	1	08/19/25 04:47	NA
trans-1,3-Dichloropropylene	EPA 8260D	ND		µg/L	1.00	1	08/19/25 04:47	NA
Trichloroethene (Trichloroethylene)	EPA 8260D	ND		µg/L	1.00	1	08/19/25 04:47	NA
Vinyl chloride (Chloroethene)	EPA 8260D	ND		µg/L	1.00	1	08/19/25 04:47	NA
Surr: 1,2-Dichloroethane-d4	*EPA 8260D*	***100.0***		*%REC*	*80-120*	*1*	*08/19/25 04:47*	*NA*
Surr: 4-Bromofluorobenzene	*EPA 8260D*	***104***		*%REC*	*80-120*	*1*	*08/19/25 04:47*	*NA*
Surr: Dibromofluoromethane	*EPA 8260D*	***102***		*%REC*	*80-120*	*1*	*08/19/25 04:47*	*NA*
Surr: Toluene-d8	*EPA 8260D*	***98.2***		*%REC*	*80-120*	*1*	*08/19/25 04:47*	*NA*

Analytical Report

Client:	WSP USA	**Work Order:**	HN2511497
Project:	Textron Rochester	**Date Collected:**	08/12/25 11:20
Matrix:	GROUNDWATER	**Date Received:**	08/15/25 08:00

CLIENT ID: ATR-MW32(24.1)-G081225 **Lab ID: HN2511497-017**

Analyte	Method	Results	Qual	Units	MRL	Dilution Factor	Date Analyzed	Date Extracted
Volatile Organic Compounds by GC-MS								
1,1,1-Trichloroethane	EPA 8260D	ND		µg/L	1.00	1	08/19/25 06:28	NA
1,1,2,2-Tetrachloroethane	EPA 8260D	ND		µg/L	1.00	1	08/19/25 06:28	NA
1,1,2-Trichloroethane	EPA 8260D	ND		µg/L	1.00	1	08/19/25 06:28	NA
1,1-Dichloroethane	EPA 8260D	ND		µg/L	1.00	1	08/19/25 06:28	NA
1,1-Dichloroethylene	EPA 8260D	ND		µg/L	1.00	1	08/19/25 06:28	NA
1,2-Dichloroethane (Ethylene dichloride)	EPA 8260D	ND		µg/L	1.00	1	08/19/25 06:28	NA
1,2-Dichloropropane	EPA 8260D	ND		µg/L	1.00	1	08/19/25 06:28	NA
2-Butanone (Methyl ethyl ketone, MEK)	EPA 8260D	ND		µg/L	5.00	1	08/19/25 06:28	NA
2-Hexanone	EPA 8260D	ND		µg/L	5.00	1	08/19/25 06:28	NA
4-Methyl-2-pentanone (MIBK)	EPA 8260D	ND		µg/L	1.00	1	08/19/25 06:28	NA
Acetone	EPA 8260D	ND		µg/L	10.0	1	08/19/25 06:28	NA
Benzene	EPA 8260D	ND		µg/L	1.00	1	08/19/25 06:28	NA
Bromodichloromethane	EPA 8260D	ND		µg/L	1.00	1	08/19/25 06:28	NA
Bromoform	EPA 8260D	ND		µg/L	1.00	1	08/19/25 06:28	NA
Carbon disulfide	EPA 8260D	ND		µg/L	1.00	1	08/19/25 06:28	NA
Carbon tetrachloride	EPA 8260D	ND		µg/L	1.00	1	08/19/25 06:28	NA
Chlorobenzene	EPA 8260D	ND		µg/L	1.00	1	08/19/25 06:28	NA
Chlorodibromomethane	EPA 8260D	ND		µg/L	1.00	1	08/19/25 06:28	NA
Chloroethane (Ethyl chloride)	EPA 8260D	ND		µg/L	1.00	1	08/19/25 06:28	NA
Chloroform	EPA 8260D	ND		µg/L	1.00	1	08/19/25 06:28	NA
cis-1,2-Dichloroethylene	EPA 8260D	ND		µg/L	1.00	1	08/19/25 06:28	NA
cis-1,3-Dichloropropene	EPA 8260D	ND		µg/L	1.00	1	08/19/25 06:28	NA
Ethylbenzene	EPA 8260D	ND		µg/L	1.00	1	08/19/25 06:28	NA
m+p-Xylene	EPA 8260D	ND		µg/L	2.00	1	08/19/25 06:28	NA
Methyl bromide (Bromomethane)	EPA 8260D	ND		µg/L	1.00	1	08/19/25 06:28	NA
Methyl chloride (Chloromethane)	EPA 8260D	ND		µg/L	5.00	1	08/19/25 06:28	NA
Methylene chloride (Dichloromethane)	EPA 8260D	ND		µg/L	5.00	1	08/19/25 06:28	NA
o-Xylene	EPA 8260D	ND		µg/L	1.00	1	08/19/25 06:28	NA
Styrene	EPA 8260D	ND		µg/L	1.00	1	08/19/25 06:28	NA

Analytical Report

Client:	WSP USA	**Work Order:**	HN2511497
Project:	Textron Rochester	**Date Collected:**	08/12/25 11:20
Matrix:	GROUNDWATER	**Date Received:**	08/15/25 08:00

CLIENT ID: ATR-MW32(24.1)-G081225 **Lab ID: HN2511497-017**

Analyte	Method	Results	Qual	Units	MRL	Dilution Factor	Date Analyzed	Date Extracted
Tetrachloroethylene (Perchloroethylene)	EPA 8260D	ND		µg/L	1.00	1	08/19/25 06:28	NA
Toluene	EPA 8260D	ND		µg/L	1.00	1	08/19/25 06:28	NA
Total Xylene	EPA 8260D	ND		µg/L	2.00	1	08/19/25 06:28	NA
trans-1,2-Dichloroethylene	EPA 8260D	ND		µg/L	1.00	1	08/19/25 06:28	NA
trans-1,3-Dichloropropylene	EPA 8260D	ND		µg/L	1.00	1	08/19/25 06:28	NA
Trichloroethene (Trichloroethylene)	EPA 8260D	ND		µg/L	1.00	1	08/19/25 06:28	NA
Vinyl chloride (Chloroethene)	EPA 8260D	ND		µg/L	1.00	1	08/19/25 06:28	NA
Surr: 1,2-Dichloroethane-d4	*EPA 8260D*	***98.5***		*%REC*	*80-120*	*1*	*08/19/25 06:28*	*NA*
Surr: 4-Bromofluorobenzene	*EPA 8260D*	***95.6***		*%REC*	*80-120*	*1*	*08/19/25 06:28*	*NA*
Surr: Dibromofluoromethane	*EPA 8260D*	***99.5***		*%REC*	*80-120*	*1*	*08/19/25 06:28*	*NA*
Surr: Toluene-d8	*EPA 8260D*	***98.5***		*%REC*	*80-120*	*1*	*08/19/25 06:28*	*NA*

Analytical Report

Client:	WSP USA	**Work Order:**	HN2511497
Project:	Textron Rochester	**Date Collected:**	08/11/25 18:05
Matrix:	GROUNDWATER	**Date Received:**	08/15/25 08:00

CLIENT ID: ATR-MW36(92.4)-G081125 **Lab ID: HN2511497-018**

Analyte	Method	Results	Qual	Units	MRL	Dilution Factor	Date Analyzed	Date Extracted
Volatile Organic Compounds by GC-MS								
1,1,1-Trichloroethane	EPA 8260D	ND		µg/L	1.00	1	08/19/25 06:51	NA
1,1,2,2-Tetrachloroethane	EPA 8260D	ND		µg/L	1.00	1	08/19/25 06:51	NA
1,1,2-Trichloroethane	EPA 8260D	ND		µg/L	1.00	1	08/19/25 06:51	NA
1,1-Dichloroethane	EPA 8260D	ND		µg/L	1.00	1	08/19/25 06:51	NA
1,1-Dichloroethylene	EPA 8260D	ND		µg/L	1.00	1	08/19/25 06:51	NA
1,2-Dichloroethane (Ethylene dichloride)	EPA 8260D	ND		µg/L	1.00	1	08/19/25 06:51	NA
1,2-Dichloropropane	EPA 8260D	ND		µg/L	1.00	1	08/19/25 06:51	NA
2-Butanone (Methyl ethyl ketone, MEK)	EPA 8260D	ND		µg/L	5.00	1	08/19/25 06:51	NA
2-Hexanone	EPA 8260D	ND		µg/L	5.00	1	08/19/25 06:51	NA
4-Methyl-2-pentanone (MIBK)	EPA 8260D	ND		µg/L	1.00	1	08/19/25 06:51	NA
Acetone	EPA 8260D	ND		µg/L	10.0	1	08/19/25 06:51	NA
Benzene	EPA 8260D	ND		µg/L	1.00	1	08/19/25 06:51	NA
Bromodichloromethane	EPA 8260D	ND		µg/L	1.00	1	08/19/25 06:51	NA
Bromoform	EPA 8260D	ND		µg/L	1.00	1	08/19/25 06:51	NA
Carbon disulfide	EPA 8260D	ND		µg/L	1.00	1	08/19/25 06:51	NA
Carbon tetrachloride	EPA 8260D	ND		µg/L	1.00	1	08/19/25 06:51	NA
Chlorobenzene	EPA 8260D	ND		µg/L	1.00	1	08/19/25 06:51	NA
Chlorodibromomethane	EPA 8260D	ND		µg/L	1.00	1	08/19/25 06:51	NA
Chloroethane (Ethyl chloride)	EPA 8260D	ND		µg/L	1.00	1	08/19/25 06:51	NA
Chloroform	EPA 8260D	ND		µg/L	1.00	1	08/19/25 06:51	NA
cis-1,2-Dichloroethylene	EPA 8260D	ND		µg/L	1.00	1	08/19/25 06:51	NA
cis-1,3-Dichloropropene	EPA 8260D	ND		µg/L	1.00	1	08/19/25 06:51	NA
Ethylbenzene	EPA 8260D	ND		µg/L	1.00	1	08/19/25 06:51	NA
m+p-Xylene	EPA 8260D	ND		µg/L	2.00	1	08/19/25 06:51	NA
Methyl bromide (Bromomethane)	EPA 8260D	ND		µg/L	1.00	1	08/19/25 06:51	NA
Methyl chloride (Chloromethane)	EPA 8260D	ND		µg/L	5.00	1	08/19/25 06:51	NA
Methylene chloride (Dichloromethane)	EPA 8260D	ND		µg/L	5.00	1	08/19/25 06:51	NA
o-Xylene	EPA 8260D	ND		µg/L	1.00	1	08/19/25 06:51	NA
Styrene	EPA 8260D	ND		µg/L	1.00	1	08/19/25 06:51	NA

Analytical Report

Client:	WSP USA	**Work Order:**	HN2511497
Project:	Textron Rochester	**Date Collected:**	08/11/25 18:05
Matrix:	GROUNDWATER	**Date Received:**	08/15/25 08:00

CLIENT ID: ATR-MW36(92.4)-G081125 **Lab ID: HN2511497-018**

Analyte	Method	Results	Qual	Units	MRL	Dilution Factor	Date Analyzed	Date Extracted
Tetrachloroethylene (Perchloroethylene)	EPA 8260D	ND		µg/L	1.00	1	08/19/25 06:51	NA
Toluene	EPA 8260D	ND		µg/L	1.00	1	08/19/25 06:51	NA
Total Xylene	EPA 8260D	ND		µg/L	2.00	1	08/19/25 06:51	NA
trans-1,2-Dichloroethylene	EPA 8260D	ND		µg/L	1.00	1	08/19/25 06:51	NA
trans-1,3-Dichloropropylene	EPA 8260D	ND		µg/L	1.00	1	08/19/25 06:51	NA
Trichloroethene (Trichloroethylene)	EPA 8260D	ND		µg/L	1.00	1	08/19/25 06:51	NA
Vinyl chloride (Chloroethene)	EPA 8260D	ND		µg/L	1.00	1	08/19/25 06:51	NA
Surr: 1,2-Dichloroethane-d4	*EPA 8260D*	***99.2***		*%REC*	*80-120*	*1*	*08/19/25 06:51*	*NA*
Surr: 4-Bromofluorobenzene	*EPA 8260D*	***93.4***		*%REC*	*80-120*	*1*	*08/19/25 06:51*	*NA*
Surr: Dibromofluoromethane	*EPA 8260D*	***98.0***		*%REC*	*80-120*	*1*	*08/19/25 06:51*	*NA*
Surr: Toluene-d8	*EPA 8260D*	***99.2***		*%REC*	*80-120*	*1*	*08/19/25 06:51*	*NA*

Analytical Report

Client:	WSP USA	**Work Order:**	HN2511497
Project:	Textron Rochester	**Date Collected:**	08/11/25 12:40
Matrix:	GROUNDWATER	**Date Received:**	08/15/25 08:00

CLIENT ID: ATR-MW71(33)-G081125 **Lab ID: HN2511497-019**

Analyte	Method	Results	Qual	Units	MRL	Dilution Factor	Date Analyzed	Date Extracted
Volatile Organic Compounds by GC-MS								
1,1,1-Trichloroethane	EPA 8260D	ND		µg/L	1.00	1	08/19/25 07:14	NA
1,1,2,2-Tetrachloroethane	EPA 8260D	ND		µg/L	1.00	1	08/19/25 07:14	NA
1,1,2-Trichloroethane	EPA 8260D	ND		µg/L	1.00	1	08/19/25 07:14	NA
1,1-Dichloroethane	EPA 8260D	ND		µg/L	1.00	1	08/19/25 07:14	NA
1,1-Dichloroethylene	EPA 8260D	ND		µg/L	1.00	1	08/19/25 07:14	NA
1,2-Dichloroethane (Ethylene dichloride)	EPA 8260D	ND		µg/L	1.00	1	08/19/25 07:14	NA
1,2-Dichloropropane	EPA 8260D	ND		µg/L	1.00	1	08/19/25 07:14	NA
2-Butanone (Methyl ethyl ketone, MEK)	EPA 8260D	ND		µg/L	5.00	1	08/19/25 07:14	NA
2-Hexanone	EPA 8260D	ND		µg/L	5.00	1	08/19/25 07:14	NA
4-Methyl-2-pentanone (MIBK)	EPA 8260D	ND		µg/L	1.00	1	08/19/25 07:14	NA
Acetone	EPA 8260D	ND		µg/L	10.0	1	08/19/25 07:14	NA
Benzene	EPA 8260D	ND		µg/L	1.00	1	08/19/25 07:14	NA
Bromodichloromethane	EPA 8260D	ND		µg/L	1.00	1	08/19/25 07:14	NA
Bromoform	EPA 8260D	ND		µg/L	1.00	1	08/19/25 07:14	NA
Carbon disulfide	EPA 8260D	ND		µg/L	1.00	1	08/19/25 07:14	NA
Carbon tetrachloride	EPA 8260D	ND		µg/L	1.00	1	08/19/25 07:14	NA
Chlorobenzene	EPA 8260D	ND		µg/L	1.00	1	08/19/25 07:14	NA
Chlorodibromomethane	EPA 8260D	ND		µg/L	1.00	1	08/19/25 07:14	NA
Chloroethane (Ethyl chloride)	EPA 8260D	ND		µg/L	1.00	1	08/19/25 07:14	NA
Chloroform	EPA 8260D	ND		µg/L	1.00	1	08/19/25 07:14	NA
cis-1,2-Dichloroethylene	EPA 8260D	ND		µg/L	1.00	1	08/19/25 07:14	NA
cis-1,3-Dichloropropene	EPA 8260D	ND		µg/L	1.00	1	08/19/25 07:14	NA
Ethylbenzene	EPA 8260D	ND		µg/L	1.00	1	08/19/25 07:14	NA
m+p-Xylene	EPA 8260D	ND		µg/L	2.00	1	08/19/25 07:14	NA
Methyl bromide (Bromomethane)	EPA 8260D	ND		µg/L	1.00	1	08/19/25 07:14	NA
Methyl chloride (Chloromethane)	EPA 8260D	ND		µg/L	5.00	1	08/19/25 07:14	NA
Methylene chloride (Dichloromethane)	EPA 8260D	ND		µg/L	5.00	1	08/19/25 07:14	NA
o-Xylene	EPA 8260D	ND		µg/L	1.00	1	08/19/25 07:14	NA
Styrene	EPA 8260D	ND		µg/L	1.00	1	08/19/25 07:14	NA

Analytical Report

Client:	WSP USA	**Work Order:**	HN2511497
Project:	Textron Rochester	**Date Collected:**	08/11/25 12:40
Matrix:	GROUNDWATER	**Date Received:**	08/15/25 08:00

CLIENT ID: ATR-MW71(33)-G081125 **Lab ID: HN2511497-019**

Analyte	Method	Results	Qual	Units	MRL	Dilution Factor	Date Analyzed	Date Extracted
Tetrachloroethylene (Perchloroethylene)	EPA 8260D	ND		µg/L	1.00	1	08/19/25 07:14	NA
Toluene	EPA 8260D	ND		µg/L	1.00	1	08/19/25 07:14	NA
Total Xylene	EPA 8260D	ND		µg/L	2.00	1	08/19/25 07:14	NA
trans-1,2-Dichloroethylene	EPA 8260D	ND		µg/L	1.00	1	08/19/25 07:14	NA
trans-1,3-Dichloropropylene	EPA 8260D	ND		µg/L	1.00	1	08/19/25 07:14	NA
Trichloroethene (Trichloroethylene)	EPA 8260D	ND		µg/L	1.00	1	08/19/25 07:14	NA
Vinyl chloride (Chloroethene)	EPA 8260D	ND		µg/L	1.00	1	08/19/25 07:14	NA
Surr: 1,2-Dichloroethane-d4	*EPA 8260D*	***99.6***		*%REC*	*80-120*	*1*	*08/19/25 07:14*	*NA*
Surr: 4-Bromofluorobenzene	*EPA 8260D*	***95.1***		*%REC*	*80-120*	*1*	*08/19/25 07:14*	*NA*
Surr: Dibromofluoromethane	*EPA 8260D*	***98.2***		*%REC*	*80-120*	*1*	*08/19/25 07:14*	*NA*
Surr: Toluene-d8	*EPA 8260D*	***99.2***		*%REC*	*80-120*	*1*	*08/19/25 07:14*	*NA*

Analytical Report

Client:	WSP USA	**Work Order:**	HN2511497
Project:	Textron Rochester	**Date Collected:**	08/11/25 14:53
Matrix:	GROUNDWATER	**Date Received:**	08/15/25 08:00

CLIENT ID: ATR-MW38(69.9)-G081125-R **Lab ID: HN2511497-020**

Analyte	Method	Results	Qual	Units	MRL	Dilution Factor	Date Analyzed	Date Extracted
Volatile Organic Compounds by GC-MS								
1,1,1-Trichloroethane	EPA 8260D	ND		µg/L	1.00	1	08/19/25 07:37	NA
1,1,2,2-Tetrachloroethane	EPA 8260D	ND		µg/L	1.00	1	08/19/25 07:37	NA
1,1,2-Trichloroethane	EPA 8260D	ND		µg/L	1.00	1	08/19/25 07:37	NA
1,1-Dichloroethane	EPA 8260D	ND		µg/L	1.00	1	08/19/25 07:37	NA
1,1-Dichloroethylene	EPA 8260D	ND		µg/L	1.00	1	08/19/25 07:37	NA
1,2-Dichloroethane (Ethylene dichloride)	EPA 8260D	ND		µg/L	1.00	1	08/19/25 07:37	NA
1,2-Dichloropropane	EPA 8260D	ND		µg/L	1.00	1	08/19/25 07:37	NA
2-Butanone (Methyl ethyl ketone, MEK)	EPA 8260D	ND		µg/L	5.00	1	08/19/25 07:37	NA
2-Hexanone	EPA 8260D	ND		µg/L	5.00	1	08/19/25 07:37	NA
4-Methyl-2-pentanone (MIBK)	EPA 8260D	ND		µg/L	1.00	1	08/19/25 07:37	NA
Acetone	EPA 8260D	ND		µg/L	10.0	1	08/19/25 07:37	NA
Benzene	EPA 8260D	ND		µg/L	1.00	1	08/19/25 07:37	NA
Bromodichloromethane	EPA 8260D	ND		µg/L	1.00	1	08/19/25 07:37	NA
Bromoform	EPA 8260D	ND		µg/L	1.00	1	08/19/25 07:37	NA
Carbon disulfide	EPA 8260D	ND		µg/L	1.00	1	08/19/25 07:37	NA
Carbon tetrachloride	EPA 8260D	ND		µg/L	1.00	1	08/19/25 07:37	NA
Chlorobenzene	EPA 8260D	ND		µg/L	1.00	1	08/19/25 07:37	NA
Chlorodibromomethane	EPA 8260D	ND		µg/L	1.00	1	08/19/25 07:37	NA
Chloroethane (Ethyl chloride)	EPA 8260D	ND		µg/L	1.00	1	08/19/25 07:37	NA
Chloroform	EPA 8260D	ND		µg/L	1.00	1	08/19/25 07:37	NA
cis-1,2-Dichloroethylene	EPA 8260D	ND		µg/L	1.00	1	08/19/25 07:37	NA
cis-1,3-Dichloropropene	EPA 8260D	ND		µg/L	1.00	1	08/19/25 07:37	NA
Ethylbenzene	EPA 8260D	ND		µg/L	1.00	1	08/19/25 07:37	NA
m+p-Xylene	EPA 8260D	ND		µg/L	2.00	1	08/19/25 07:37	NA
Methyl bromide (Bromomethane)	EPA 8260D	ND		µg/L	1.00	1	08/19/25 07:37	NA
Methyl chloride (Chloromethane)	EPA 8260D	ND		µg/L	5.00	1	08/19/25 07:37	NA
Methylene chloride (Dichloromethane)	EPA 8260D	ND		µg/L	5.00	1	08/19/25 07:37	NA
o-Xylene	EPA 8260D	ND		µg/L	1.00	1	08/19/25 07:37	NA
Styrene	EPA 8260D	ND		µg/L	1.00	1	08/19/25 07:37	NA

Analytical Report

Client:	WSP USA	**Work Order:**	HN2511497
Project:	Textron Rochester	**Date Collected:**	08/11/25 14:53
Matrix:	GROUNDWATER	**Date Received:**	08/15/25 08:00

CLIENT ID: ATR-MW38(69.9)-G081125-R **Lab ID: HN2511497-020**

Analyte	Method	Results	Qual	Units	MRL	Dilution Factor	Date Analyzed	Date Extracted
Tetrachloroethylene (Perchloroethylene)	EPA 8260D	ND		µg/L	1.00	1	08/19/25 07:37	NA
Toluene	EPA 8260D	ND		µg/L	1.00	1	08/19/25 07:37	NA
Total Xylene	EPA 8260D	ND		µg/L	2.00	1	08/19/25 07:37	NA
trans-1,2-Dichloroethylene	EPA 8260D	ND		µg/L	1.00	1	08/19/25 07:37	NA
trans-1,3-Dichloropropylene	EPA 8260D	ND		µg/L	1.00	1	08/19/25 07:37	NA
Trichloroethene (Trichloroethylene)	EPA 8260D	ND		µg/L	1.00	1	08/19/25 07:37	NA
Vinyl chloride (Chloroethene)	EPA 8260D	**5.05**		µg/L	1.00	1	08/19/25 07:37	NA
Surr: 1,2-Dichloroethane-d4	*EPA 8260D*	***100***		*%REC*	*80-120*	*1*	*08/19/25 07:37*	*NA*
Surr: 4-Bromofluorobenzene	*EPA 8260D*	***93.1***		*%REC*	*80-120*	*1*	*08/19/25 07:37*	*NA*
Surr: Dibromofluoromethane	*EPA 8260D*	***97.6***		*%REC*	*80-120*	*1*	*08/19/25 07:37*	*NA*
Surr: Toluene-d8	*EPA 8260D*	***99.2***		*%REC*	*80-120*	*1*	*08/19/25 07:37*	*NA*

Analytical Report

Client:	WSP USA	**Work Order:**	HN2511497
Project:	Textron Rochester	**Date Collected:**	08/12/25 16:36
Matrix:	GROUNDWATER	**Date Received:**	08/15/25 08:00

CLIENT ID: ATR-OW6(63)-G081225 **Lab ID: HN2511497-021**

Analyte	Method	Results	Qual	Units	MRL	Dilution Factor	Date Analyzed	Date Extracted
Volatile Organic Compounds by GC-MS								
1,1,1-Trichloroethane	EPA 8260D	ND		µg/L	1.00	1	08/19/25 08:01	NA
1,1,2,2-Tetrachloroethane	EPA 8260D	ND		µg/L	1.00	1	08/19/25 08:01	NA
1,1,2-Trichloroethane	EPA 8260D	ND		µg/L	1.00	1	08/19/25 08:01	NA
1,1-Dichloroethane	EPA 8260D	ND		µg/L	1.00	1	08/19/25 08:01	NA
1,1-Dichloroethylene	EPA 8260D	ND		µg/L	1.00	1	08/19/25 08:01	NA
1,2-Dichloroethane (Ethylene dichloride)	EPA 8260D	ND		µg/L	1.00	1	08/19/25 08:01	NA
1,2-Dichloropropane	EPA 8260D	ND		µg/L	1.00	1	08/19/25 08:01	NA
2-Butanone (Methyl ethyl ketone, MEK)	EPA 8260D	ND		µg/L	5.00	1	08/19/25 08:01	NA
2-Hexanone	EPA 8260D	ND		µg/L	5.00	1	08/19/25 08:01	NA
4-Methyl-2-pentanone (MIBK)	EPA 8260D	ND		µg/L	1.00	1	08/19/25 08:01	NA
Acetone	EPA 8260D	ND		µg/L	10.0	1	08/19/25 08:01	NA
Benzene	EPA 8260D	ND		µg/L	1.00	1	08/19/25 08:01	NA
Bromodichloromethane	EPA 8260D	ND		µg/L	1.00	1	08/19/25 08:01	NA
Bromoform	EPA 8260D	ND		µg/L	1.00	1	08/19/25 08:01	NA
Carbon disulfide	EPA 8260D	ND		µg/L	1.00	1	08/19/25 08:01	NA
Carbon tetrachloride	EPA 8260D	ND		µg/L	1.00	1	08/19/25 08:01	NA
Chlorobenzene	EPA 8260D	ND		µg/L	1.00	1	08/19/25 08:01	NA
Chlorodibromomethane	EPA 8260D	ND		µg/L	1.00	1	08/19/25 08:01	NA
Chloroethane (Ethyl chloride)	EPA 8260D	ND		µg/L	1.00	1	08/19/25 08:01	NA
Chloroform	EPA 8260D	ND		µg/L	1.00	1	08/19/25 08:01	NA
cis-1,2-Dichloroethylene	EPA 8260D	ND		µg/L	1.00	1	08/19/25 08:01	NA
cis-1,3-Dichloropropene	EPA 8260D	ND		µg/L	1.00	1	08/19/25 08:01	NA
Ethylbenzene	EPA 8260D	ND		µg/L	1.00	1	08/19/25 08:01	NA
m+p-Xylene	EPA 8260D	ND		µg/L	2.00	1	08/19/25 08:01	NA
Methyl bromide (Bromomethane)	EPA 8260D	ND		µg/L	1.00	1	08/19/25 08:01	NA
Methyl chloride (Chloromethane)	EPA 8260D	ND		µg/L	5.00	1	08/19/25 08:01	NA
Methylene chloride (Dichloromethane)	EPA 8260D	ND		µg/L	5.00	1	08/19/25 08:01	NA
o-Xylene	EPA 8260D	ND		µg/L	1.00	1	08/19/25 08:01	NA
Styrene	EPA 8260D	ND		µg/L	1.00	1	08/19/25 08:01	NA

Analytical Report

Client:	WSP USA	**Work Order:**	HN2511497
Project:	Textron Rochester	**Date Collected:**	08/12/25 16:36
Matrix:	GROUNDWATER	**Date Received:**	08/15/25 08:00

CLIENT ID: ATR-OW6(63)-G081225 **Lab ID: HN2511497-021**

Analyte	Method	Results	Qual	Units	MRL	Dilution Factor	Date Analyzed	Date Extracted
Tetrachloroethylene (Perchloroethylene)	EPA 8260D	ND		µg/L	1.00	1	08/19/25 08:01	NA
Toluene	EPA 8260D	ND		µg/L	1.00	1	08/19/25 08:01	NA
Total Xylene	EPA 8260D	ND		µg/L	2.00	1	08/19/25 08:01	NA
trans-1,2-Dichloroethylene	EPA 8260D	ND		µg/L	1.00	1	08/19/25 08:01	NA
trans-1,3-Dichloropropylene	EPA 8260D	ND		µg/L	1.00	1	08/19/25 08:01	NA
Trichloroethene (Trichloroethylene)	EPA 8260D	ND		µg/L	1.00	1	08/19/25 08:01	NA
Vinyl chloride (Chloroethene)	EPA 8260D	ND		µg/L	1.00	1	08/19/25 08:01	NA
Surr: 1,2-Dichloroethane-d4	*EPA 8260D*	***96.6***		*%REC*	*80-120*	*1*	*08/19/25 08:01*	*NA*
Surr: 4-Bromofluorobenzene	*EPA 8260D*	***94.7***		*%REC*	*80-120*	*1*	*08/19/25 08:01*	*NA*
Surr: Dibromofluoromethane	*EPA 8260D*	***96.6***		*%REC*	*80-120*	*1*	*08/19/25 08:01*	*NA*
Surr: Toluene-d8	*EPA 8260D*	***99.1***		*%REC*	*80-120*	*1*	*08/19/25 08:01*	*NA*

Analytical Report

Client:	WSP USA	**Work Order:**	HN2511497
Project:	Textron Rochester	**Date Collected:**	08/13/25 11:00
Matrix:	GROUNDWATER	**Date Received:**	08/15/25 08:00

CLIENT ID: ATR-MW60(38)-G081325-R **Lab ID: HN2511497-022**

Analyte	Method	Results	Qual	Units	MRL	Dilution Factor	Date Analyzed	Date Extracted
Volatile Organic Compounds by GC-MS								
1,1,1-Trichloroethane	EPA 8260D	ND		µg/L	1.00	1	08/19/25 08:24	NA
1,1,2,2-Tetrachloroethane	EPA 8260D	ND		µg/L	1.00	1	08/19/25 08:24	NA
1,1,2-Trichloroethane	EPA 8260D	ND		µg/L	1.00	1	08/19/25 08:24	NA
1,1-Dichloroethane	EPA 8260D	ND		µg/L	1.00	1	08/19/25 08:24	NA
1,1-Dichloroethylene	EPA 8260D	ND		µg/L	1.00	1	08/19/25 08:24	NA
1,2-Dichloroethane (Ethylene dichloride)	EPA 8260D	ND		µg/L	1.00	1	08/19/25 08:24	NA
1,2-Dichloropropane	EPA 8260D	ND		µg/L	1.00	1	08/19/25 08:24	NA
2-Butanone (Methyl ethyl ketone, MEK)	EPA 8260D	ND		µg/L	5.00	1	08/19/25 08:24	NA
2-Hexanone	EPA 8260D	ND		µg/L	5.00	1	08/19/25 08:24	NA
4-Methyl-2-pentanone (MIBK)	EPA 8260D	ND		µg/L	1.00	1	08/19/25 08:24	NA
Acetone	EPA 8260D	ND		µg/L	10.0	1	08/19/25 08:24	NA
Benzene	EPA 8260D	ND		µg/L	1.00	1	08/19/25 08:24	NA
Bromodichloromethane	EPA 8260D	ND		µg/L	1.00	1	08/19/25 08:24	NA
Bromoform	EPA 8260D	ND		µg/L	1.00	1	08/19/25 08:24	NA
Carbon disulfide	EPA 8260D	ND		µg/L	1.00	1	08/19/25 08:24	NA
Carbon tetrachloride	EPA 8260D	ND		µg/L	1.00	1	08/19/25 08:24	NA
Chlorobenzene	EPA 8260D	ND		µg/L	1.00	1	08/19/25 08:24	NA
Chlorodibromomethane	EPA 8260D	ND		µg/L	1.00	1	08/19/25 08:24	NA
Chloroethane (Ethyl chloride)	EPA 8260D	ND		µg/L	1.00	1	08/19/25 08:24	NA
Chloroform	EPA 8260D	ND		µg/L	1.00	1	08/19/25 08:24	NA
cis-1,2-Dichloroethylene	EPA 8260D	**108**		µg/L	10.0	10	08/19/25 15:25	NA
cis-1,3-Dichloropropene	EPA 8260D	ND		µg/L	1.00	1	08/19/25 08:24	NA
Ethylbenzene	EPA 8260D	ND		µg/L	1.00	1	08/19/25 08:24	NA
m+p-Xylene	EPA 8260D	ND		µg/L	2.00	1	08/19/25 08:24	NA
Methyl bromide (Bromomethane)	EPA 8260D	ND		µg/L	1.00	1	08/19/25 08:24	NA
Methyl chloride (Chloromethane)	EPA 8260D	ND		µg/L	5.00	1	08/19/25 08:24	NA
Methylene chloride (Dichloromethane)	EPA 8260D	ND		µg/L	5.00	1	08/19/25 08:24	NA
o-Xylene	EPA 8260D	ND		µg/L	1.00	1	08/19/25 08:24	NA
Styrene	EPA 8260D	ND		µg/L	1.00	1	08/19/25 08:24	NA

Analytical Report

Client:	WSP USA	**Work Order:**	HN2511497
Project:	Textron Rochester	**Date Collected:**	08/13/25 11:00
Matrix:	GROUNDWATER	**Date Received:**	08/15/25 08:00

CLIENT ID: ATR-MW60(38)-G081325-R **Lab ID: HN2511497-022**

Analyte	Method	Results	Qual	Units	MRL	Dilution Factor	Date Analyzed	Date Extracted
Tetrachloroethylene (Perchloroethylene)	EPA 8260D	ND		µg/L	1.00	1	08/19/25 08:24	NA
Toluene	EPA 8260D	ND		µg/L	1.00	1	08/19/25 08:24	NA
Total Xylene	EPA 8260D	ND		µg/L	2.00	1	08/19/25 08:24	NA
trans-1,2-Dichloroethylene	EPA 8260D	ND		µg/L	1.00	1	08/19/25 08:24	NA
trans-1,3-Dichloropropylene	EPA 8260D	ND		µg/L	1.00	1	08/19/25 08:24	NA
Trichloroethene (Trichloroethylene)	EPA 8260D	ND		µg/L	1.00	1	08/19/25 08:24	NA
Vinyl chloride (Chloroethene)	EPA 8260D	**288**		µg/L	10.0	10	08/19/25 15:25	NA
Surr: 1,2-Dichloroethane-d4	*EPA 8260D*	***98.2***		*%REC*	*80-120*	*1*	*08/19/25 08:24*	*NA*
Surr: 4-Bromofluorobenzene	*EPA 8260D*	***91.8***		*%REC*	*80-120*	*1*	*08/19/25 08:24*	*NA*
Surr: Dibromofluoromethane	*EPA 8260D*	***101***		*%REC*	*80-120*	*1*	*08/19/25 08:24*	*NA*
Surr: Toluene-d8	*EPA 8260D*	***98.8***		*%REC*	*80-120*	*1*	*08/19/25 08:24*	*NA*

Analytical Report

Client:	WSP USA	**Work Order:**	HN2511497
Project:	Textron Rochester	**Date Collected:**	08/12/25 12:55
Matrix:	GROUNDWATER	**Date Received:**	08/15/25 08:00

CLIENT ID: ATR-MW50(45)-G081225 **Lab ID: HN2511497-023**

Analyte	Method	Results	Qual	Units	MRL	Dilution Factor	Date Analyzed	Date Extracted
Volatile Organic Compounds by GC-MS								
1,1,1-Trichloroethane	EPA 8260D	ND		µg/L	1.00	1	08/19/25 16:10	NA
1,1,2,2-Tetrachloroethane	EPA 8260D	ND		µg/L	1.00	1	08/19/25 16:10	NA
1,1,2-Trichloroethane	EPA 8260D	ND		µg/L	1.00	1	08/19/25 16:10	NA
1,1-Dichloroethane	EPA 8260D	ND		µg/L	1.00	1	08/19/25 16:10	NA
1,1-Dichloroethylene	EPA 8260D	ND		µg/L	1.00	1	08/19/25 16:10	NA
1,2-Dichloroethane (Ethylene dichloride)	EPA 8260D	ND		µg/L	1.00	1	08/19/25 16:10	NA
1,2-Dichloropropane	EPA 8260D	ND		µg/L	1.00	1	08/19/25 16:10	NA
2-Butanone (Methyl ethyl ketone, MEK)	EPA 8260D	ND		µg/L	5.00	1	08/19/25 16:10	NA
2-Hexanone	EPA 8260D	ND		µg/L	5.00	1	08/19/25 16:10	NA
4-Methyl-2-pentanone (MIBK)	EPA 8260D	ND		µg/L	1.00	1	08/19/25 16:10	NA
Acetone	EPA 8260D	ND		µg/L	10.0	1	08/19/25 16:10	NA
Benzene	EPA 8260D	ND		µg/L	1.00	1	08/19/25 16:10	NA
Bromodichloromethane	EPA 8260D	ND		µg/L	1.00	1	08/19/25 16:10	NA
Bromoform	EPA 8260D	ND		µg/L	1.00	1	08/19/25 16:10	NA
Carbon disulfide	EPA 8260D	ND		µg/L	1.00	1	08/19/25 16:10	NA
Carbon tetrachloride	EPA 8260D	ND		µg/L	1.00	1	08/19/25 16:10	NA
Chlorobenzene	EPA 8260D	ND		µg/L	1.00	1	08/19/25 16:10	NA
Chlorodibromomethane	EPA 8260D	ND		µg/L	1.00	1	08/19/25 16:10	NA
Chloroethane (Ethyl chloride)	EPA 8260D	ND		µg/L	1.00	1	08/19/25 16:10	NA
Chloroform	EPA 8260D	ND		µg/L	1.00	1	08/19/25 16:10	NA
cis-1,2-Dichloroethylene	EPA 8260D	ND		µg/L	1.00	1	08/19/25 16:10	NA
cis-1,3-Dichloropropene	EPA 8260D	ND		µg/L	1.00	1	08/19/25 16:10	NA
Ethylbenzene	EPA 8260D	ND		µg/L	1.00	1	08/19/25 16:10	NA
m+p-Xylene	EPA 8260D	ND		µg/L	2.00	1	08/19/25 16:10	NA
Methyl bromide (Bromomethane)	EPA 8260D	ND		µg/L	1.00	1	08/19/25 16:10	NA
Methyl chloride (Chloromethane)	EPA 8260D	ND		µg/L	5.00	1	08/19/25 16:10	NA
Methylene chloride (Dichloromethane)	EPA 8260D	ND		µg/L	5.00	1	08/19/25 16:10	NA
o-Xylene	EPA 8260D	ND		µg/L	1.00	1	08/19/25 16:10	NA
Styrene	EPA 8260D	ND		µg/L	1.00	1	08/19/25 16:10	NA

Analytical Report

Client:	WSP USA	**Work Order:**	HN2511497
Project:	Textron Rochester	**Date Collected:**	08/12/25 12:55
Matrix:	GROUNDWATER	**Date Received:**	08/15/25 08:00

CLIENT ID: ATR-MW50(45)-G081225 **Lab ID: HN2511497-023**

Analyte	Method	Results	Qual	Units	MRL	Dilution Factor	Date Analyzed	Date Extracted
Tetrachloroethylene (Perchloroethylene)	EPA 8260D	ND		µg/L	1.00	1	08/19/25 16:10	NA
Toluene	EPA 8260D	ND		µg/L	1.00	1	08/19/25 16:10	NA
Total Xylene	EPA 8260D	ND		µg/L	2.00	1	08/19/25 16:10	NA
trans-1,2-Dichloroethylene	EPA 8260D	ND		µg/L	1.00	1	08/19/25 16:10	NA
trans-1,3-Dichloropropylene	EPA 8260D	ND		µg/L	1.00	1	08/19/25 16:10	NA
Trichloroethene (Trichloroethylene)	EPA 8260D	ND		µg/L	1.00	1	08/19/25 16:10	NA
Vinyl chloride (Chloroethene)	EPA 8260D	ND		µg/L	1.00	1	08/19/25 16:10	NA
Surr: 1,2-Dichloroethane-d4	*EPA 8260D*	***104***		*%REC*	*80-120*	*1*	*08/19/25 16:10*	*NA*
Surr: 4-Bromofluorobenzene	*EPA 8260D*	***99.2***		*%REC*	*80-120*	*1*	*08/19/25 16:10*	*NA*
Surr: Dibromofluoromethane	*EPA 8260D*	***102***		*%REC*	*80-120*	*1*	*08/19/25 16:10*	*NA*
Surr: Toluene-d8	*EPA 8260D*	***97.0***		*%REC*	*80-120*	*1*	*08/19/25 16:10*	*NA*

Analytical Report

Client:	WSP USA	**Work Order:**	HN2511497
Project:	Textron Rochester	**Date Collected:**	08/11/25 16:17
Matrix:	GROUNDWATER	**Date Received:**	08/15/25 08:00

CLIENT ID: ATR-MW38(20.8)-G081125 **Lab ID: HN2511497-024**

Analyte	Method	Results	Qual	Units	MRL	Dilution Factor	Date Analyzed	Date Extracted
Volatile Organic Compounds by GC-MS								
1,1,1-Trichloroethane	EPA 8260D	ND		µg/L	1.00	1	08/19/25 16:33	NA
1,1,2,2-Tetrachloroethane	EPA 8260D	ND		µg/L	1.00	1	08/19/25 16:33	NA
1,1,2-Trichloroethane	EPA 8260D	ND		µg/L	1.00	1	08/19/25 16:33	NA
1,1-Dichloroethane	EPA 8260D	ND		µg/L	1.00	1	08/19/25 16:33	NA
1,1-Dichloroethylene	EPA 8260D	ND		µg/L	1.00	1	08/19/25 16:33	NA
1,2-Dichloroethane (Ethylene dichloride)	EPA 8260D	ND		µg/L	1.00	1	08/19/25 16:33	NA
1,2-Dichloropropane	EPA 8260D	ND		µg/L	1.00	1	08/19/25 16:33	NA
2-Butanone (Methyl ethyl ketone, MEK)	EPA 8260D	ND		µg/L	5.00	1	08/19/25 16:33	NA
2-Hexanone	EPA 8260D	ND		µg/L	5.00	1	08/19/25 16:33	NA
4-Methyl-2-pentanone (MIBK)	EPA 8260D	ND		µg/L	1.00	1	08/19/25 16:33	NA
Acetone	EPA 8260D	ND		µg/L	10.0	1	08/19/25 16:33	NA
Benzene	EPA 8260D	ND		µg/L	1.00	1	08/19/25 16:33	NA
Bromodichloromethane	EPA 8260D	ND		µg/L	1.00	1	08/19/25 16:33	NA
Bromoform	EPA 8260D	ND		µg/L	1.00	1	08/19/25 16:33	NA
Carbon disulfide	EPA 8260D	ND		µg/L	1.00	1	08/19/25 16:33	NA
Carbon tetrachloride	EPA 8260D	ND		µg/L	1.00	1	08/19/25 16:33	NA
Chlorobenzene	EPA 8260D	ND		µg/L	1.00	1	08/19/25 16:33	NA
Chlorodibromomethane	EPA 8260D	ND		µg/L	1.00	1	08/19/25 16:33	NA
Chloroethane (Ethyl chloride)	EPA 8260D	ND		µg/L	1.00	1	08/19/25 16:33	NA
Chloroform	EPA 8260D	ND		µg/L	1.00	1	08/19/25 16:33	NA
cis-1,2-Dichloroethylene	EPA 8260D	ND		µg/L	1.00	1	08/19/25 16:33	NA
cis-1,3-Dichloropropene	EPA 8260D	ND		µg/L	1.00	1	08/19/25 16:33	NA
Ethylbenzene	EPA 8260D	ND		µg/L	1.00	1	08/19/25 16:33	NA
m+p-Xylene	EPA 8260D	ND		µg/L	2.00	1	08/19/25 16:33	NA
Methyl bromide (Bromomethane)	EPA 8260D	ND		µg/L	1.00	1	08/19/25 16:33	NA
Methyl chloride (Chloromethane)	EPA 8260D	ND		µg/L	5.00	1	08/19/25 16:33	NA
Methylene chloride (Dichloromethane)	EPA 8260D	ND		µg/L	5.00	1	08/19/25 16:33	NA
o-Xylene	EPA 8260D	ND		µg/L	1.00	1	08/19/25 16:33	NA
Styrene	EPA 8260D	ND		µg/L	1.00	1	08/19/25 16:33	NA

Analytical Report

Client:	WSP USA	**Work Order:**	HN2511497
Project:	Textron Rochester	**Date Collected:**	08/11/25 16:17
Matrix:	GROUNDWATER	**Date Received:**	08/15/25 08:00

CLIENT ID: ATR-MW38(20.8)-G081125 **Lab ID: HN2511497-024**

Analyte	Method	Results	Qual	Units	MRL	Dilution Factor	Date Analyzed	Date Extracted
Tetrachloroethylene (Perchloroethylene)	EPA 8260D	ND		µg/L	1.00	1	08/19/25 16:33	NA
Toluene	EPA 8260D	ND		µg/L	1.00	1	08/19/25 16:33	NA
Total Xylene	EPA 8260D	ND		µg/L	2.00	1	08/19/25 16:33	NA
trans-1,2-Dichloroethylene	EPA 8260D	ND		µg/L	1.00	1	08/19/25 16:33	NA
trans-1,3-Dichloropropylene	EPA 8260D	ND		µg/L	1.00	1	08/19/25 16:33	NA
Trichloroethene (Trichloroethylene)	EPA 8260D	ND		µg/L	1.00	1	08/19/25 16:33	NA
Vinyl chloride (Chloroethene)	EPA 8260D	ND		µg/L	1.00	1	08/19/25 16:33	NA
Surr: 1,2-Dichloroethane-d4	*EPA 8260D*	***104***		*%REC*	*80-120*	*1*	*08/19/25 16:33*	*NA*
Surr: 4-Bromofluorobenzene	*EPA 8260D*	***102***		*%REC*	*80-120*	*1*	*08/19/25 16:33*	*NA*
Surr: Dibromofluoromethane	*EPA 8260D*	***104***		*%REC*	*80-120*	*1*	*08/19/25 16:33*	*NA*
Surr: Toluene-d8	*EPA 8260D*	***98.2***		*%REC*	*80-120*	*1*	*08/19/25 16:33*	*NA*

Analytical Report

Client:	WSP USA	**Work Order:**	HN2511497
Project:	Textron Rochester	**Date Collected:**	08/11/25 17:05
Matrix:	GROUNDWATER	**Date Received:**	08/15/25 08:00

CLIENT ID: ATR-MW36(35.2)-G081125 **Lab ID: HN2511497-025**

Analyte	Method	Results	Qual	Units	MRL	Dilution Factor	Date Analyzed	Date Extracted
Volatile Organic Compounds by GC-MS								
1,1,1-Trichloroethane	EPA 8260D	ND		µg/L	1.00	1	08/19/25 16:56	NA
1,1,2,2-Tetrachloroethane	EPA 8260D	ND		µg/L	1.00	1	08/19/25 16:56	NA
1,1,2-Trichloroethane	EPA 8260D	ND		µg/L	1.00	1	08/19/25 16:56	NA
1,1-Dichloroethane	EPA 8260D	ND		µg/L	1.00	1	08/19/25 16:56	NA
1,1-Dichloroethylene	EPA 8260D	ND		µg/L	1.00	1	08/19/25 16:56	NA
1,2-Dichloroethane (Ethylene dichloride)	EPA 8260D	ND		µg/L	1.00	1	08/19/25 16:56	NA
1,2-Dichloropropane	EPA 8260D	ND		µg/L	1.00	1	08/19/25 16:56	NA
2-Butanone (Methyl ethyl ketone, MEK)	EPA 8260D	ND		µg/L	5.00	1	08/19/25 16:56	NA
2-Hexanone	EPA 8260D	ND		µg/L	5.00	1	08/19/25 16:56	NA
4-Methyl-2-pentanone (MIBK)	EPA 8260D	ND		µg/L	1.00	1	08/19/25 16:56	NA
Acetone	EPA 8260D	ND		µg/L	10.0	1	08/19/25 16:56	NA
Benzene	EPA 8260D	ND		µg/L	1.00	1	08/19/25 16:56	NA
Bromodichloromethane	EPA 8260D	ND		µg/L	1.00	1	08/19/25 16:56	NA
Bromoform	EPA 8260D	ND		µg/L	1.00	1	08/19/25 16:56	NA
Carbon disulfide	EPA 8260D	ND		µg/L	1.00	1	08/19/25 16:56	NA
Carbon tetrachloride	EPA 8260D	ND		µg/L	1.00	1	08/19/25 16:56	NA
Chlorobenzene	EPA 8260D	ND		µg/L	1.00	1	08/19/25 16:56	NA
Chlorodibromomethane	EPA 8260D	ND		µg/L	1.00	1	08/19/25 16:56	NA
Chloroethane (Ethyl chloride)	EPA 8260D	ND		µg/L	1.00	1	08/19/25 16:56	NA
Chloroform	EPA 8260D	ND		µg/L	1.00	1	08/19/25 16:56	NA
cis-1,2-Dichloroethylene	EPA 8260D	ND		µg/L	1.00	1	08/19/25 16:56	NA
cis-1,3-Dichloropropene	EPA 8260D	ND		µg/L	1.00	1	08/19/25 16:56	NA
Ethylbenzene	EPA 8260D	ND		µg/L	1.00	1	08/19/25 16:56	NA
m+p-Xylene	EPA 8260D	ND		µg/L	2.00	1	08/19/25 16:56	NA
Methyl bromide (Bromomethane)	EPA 8260D	ND		µg/L	1.00	1	08/19/25 16:56	NA
Methyl chloride (Chloromethane)	EPA 8260D	ND		µg/L	5.00	1	08/19/25 16:56	NA
Methylene chloride (Dichloromethane)	EPA 8260D	ND		µg/L	5.00	1	08/19/25 16:56	NA
o-Xylene	EPA 8260D	ND		µg/L	1.00	1	08/19/25 16:56	NA
Styrene	EPA 8260D	ND		µg/L	1.00	1	08/19/25 16:56	NA

Analytical Report

Client:	WSP USA	**Work Order:**	HN2511497
Project:	Textron Rochester	**Date Collected:**	08/11/25 17:05
Matrix:	GROUNDWATER	**Date Received:**	08/15/25 08:00

CLIENT ID: ATR-MW36(35.2)-G081125 **Lab ID: HN2511497-025**

Analyte	Method	Results	Qual	Units	MRL	Dilution Factor	Date Analyzed	Date Extracted
Tetrachloroethylene (Perchloroethylene)	EPA 8260D	ND		µg/L	1.00	1	08/19/25 16:56	NA
Toluene	EPA 8260D	ND		µg/L	1.00	1	08/19/25 16:56	NA
Total Xylene	EPA 8260D	ND		µg/L	2.00	1	08/19/25 16:56	NA
trans-1,2-Dichloroethylene	EPA 8260D	ND		µg/L	1.00	1	08/19/25 16:56	NA
trans-1,3-Dichloropropylene	EPA 8260D	ND		µg/L	1.00	1	08/19/25 16:56	NA
Trichloroethene (Trichloroethylene)	EPA 8260D	ND		µg/L	1.00	1	08/19/25 16:56	NA
Vinyl chloride (Chloroethene)	EPA 8260D	ND		µg/L	1.00	1	08/19/25 16:56	NA
Surr: 1,2-Dichloroethane-d4	*EPA 8260D*	***103***		*%REC*	*80-120*	*1*	*08/19/25 16:56*	*NA*
Surr: 4-Bromofluorobenzene	*EPA 8260D*	***103***		*%REC*	*80-120*	*1*	*08/19/25 16:56*	*NA*
Surr: Dibromofluoromethane	*EPA 8260D*	***103***		*%REC*	*80-120*	*1*	*08/19/25 16:56*	*NA*
Surr: Toluene-d8	*EPA 8260D*	***96.8***		*%REC*	*80-120*	*1*	*08/19/25 16:56*	*NA*

Analytical Report

Client:	WSP USA	**Work Order:**	HN2511497
Project:	Textron Rochester	**Date Collected:**	08/11/25 15:40
Matrix:	GROUNDWATER	**Date Received:**	08/15/25 08:00

CLIENT ID: ATR-MW38(29.1)-G081125 **Lab ID: HN2511497-026**

Analyte	Method	Results	Qual	Units	MRL	Dilution Factor	Date Analyzed	Date Extracted
Volatile Organic Compounds by GC-MS								
1,1,1-Trichloroethane	EPA 8260D	ND		µg/L	1.00	1	08/19/25 17:19	NA
1,1,2,2-Tetrachloroethane	EPA 8260D	ND		µg/L	1.00	1	08/19/25 17:19	NA
1,1,2-Trichloroethane	EPA 8260D	ND		µg/L	1.00	1	08/19/25 17:19	NA
1,1-Dichloroethane	EPA 8260D	ND		µg/L	1.00	1	08/19/25 17:19	NA
1,1-Dichloroethylene	EPA 8260D	ND		µg/L	1.00	1	08/19/25 17:19	NA
1,2-Dichloroethane (Ethylene dichloride)	EPA 8260D	ND		µg/L	1.00	1	08/19/25 17:19	NA
1,2-Dichloropropane	EPA 8260D	ND		µg/L	1.00	1	08/19/25 17:19	NA
2-Butanone (Methyl ethyl ketone, MEK)	EPA 8260D	ND		µg/L	5.00	1	08/19/25 17:19	NA
2-Hexanone	EPA 8260D	ND		µg/L	5.00	1	08/19/25 17:19	NA
4-Methyl-2-pentanone (MIBK)	EPA 8260D	ND		µg/L	1.00	1	08/19/25 17:19	NA
Acetone	EPA 8260D	ND		µg/L	10.0	1	08/19/25 17:19	NA
Benzene	EPA 8260D	ND		µg/L	1.00	1	08/19/25 17:19	NA
Bromodichloromethane	EPA 8260D	ND		µg/L	1.00	1	08/19/25 17:19	NA
Bromoform	EPA 8260D	ND		µg/L	1.00	1	08/19/25 17:19	NA
Carbon disulfide	EPA 8260D	ND		µg/L	1.00	1	08/19/25 17:19	NA
Carbon tetrachloride	EPA 8260D	ND		µg/L	1.00	1	08/19/25 17:19	NA
Chlorobenzene	EPA 8260D	ND		µg/L	1.00	1	08/19/25 17:19	NA
Chlorodibromomethane	EPA 8260D	ND		µg/L	1.00	1	08/19/25 17:19	NA
Chloroethane (Ethyl chloride)	EPA 8260D	ND		µg/L	1.00	1	08/19/25 17:19	NA
Chloroform	EPA 8260D	ND		µg/L	1.00	1	08/19/25 17:19	NA
cis-1,2-Dichloroethylene	EPA 8260D	ND		µg/L	1.00	1	08/19/25 17:19	NA
cis-1,3-Dichloropropene	EPA 8260D	ND		µg/L	1.00	1	08/19/25 17:19	NA
Ethylbenzene	EPA 8260D	ND		µg/L	1.00	1	08/19/25 17:19	NA
m+p-Xylene	EPA 8260D	ND		µg/L	2.00	1	08/19/25 17:19	NA
Methyl bromide (Bromomethane)	EPA 8260D	ND		µg/L	1.00	1	08/19/25 17:19	NA
Methyl chloride (Chloromethane)	EPA 8260D	ND		µg/L	5.00	1	08/19/25 17:19	NA
Methylene chloride (Dichloromethane)	EPA 8260D	ND		µg/L	5.00	1	08/19/25 17:19	NA
o-Xylene	EPA 8260D	ND		µg/L	1.00	1	08/19/25 17:19	NA
Styrene	EPA 8260D	ND		µg/L	1.00	1	08/19/25 17:19	NA

Analytical Report

Client:	WSP USA	**Work Order:**	HN2511497
Project:	Textron Rochester	**Date Collected:**	08/11/25 15:40
Matrix:	GROUNDWATER	**Date Received:**	08/15/25 08:00

CLIENT ID: ATR-MW38(29.1)-G081125 **Lab ID: HN2511497-026**

Analyte	Method	Results	Qual	Units	MRL	Dilution Factor	Date Analyzed	Date Extracted
Tetrachloroethylene (Perchloroethylene)	EPA 8260D	ND		µg/L	1.00	1	08/19/25 17:19	NA
Toluene	EPA 8260D	ND		µg/L	1.00	1	08/19/25 17:19	NA
Total Xylene	EPA 8260D	ND		µg/L	2.00	1	08/19/25 17:19	NA
trans-1,2-Dichloroethylene	EPA 8260D	ND		µg/L	1.00	1	08/19/25 17:19	NA
trans-1,3-Dichloropropylene	EPA 8260D	ND		µg/L	1.00	1	08/19/25 17:19	NA
Trichloroethene (Trichloroethylene)	EPA 8260D	ND		µg/L	1.00	1	08/19/25 17:19	NA
Vinyl chloride (Chloroethene)	EPA 8260D	ND		µg/L	1.00	1	08/19/25 17:19	NA
Surr: 1,2-Dichloroethane-d4	*EPA 8260D*	***102***		*%REC*	*80-120*	*1*	*08/19/25 17:19*	*NA*
Surr: 4-Bromofluorobenzene	*EPA 8260D*	***99.2***		*%REC*	*80-120*	*1*	*08/19/25 17:19*	*NA*
Surr: Dibromofluoromethane	*EPA 8260D*	***103***		*%REC*	*80-120*	*1*	*08/19/25 17:19*	*NA*
Surr: Toluene-d8	*EPA 8260D*	***94.8***		*%REC*	*80-120*	*1*	*08/19/25 17:19*	*NA*

Analytical Report

Client:	WSP USA	**Work Order:**	HN2511497
Project:	Textron Rochester	**Date Collected:**	08/11/25 16:24
Matrix:	GROUNDWATER	**Date Received:**	08/15/25 08:00

CLIENT ID: ATR-EB001-081125 **Lab ID: HN2511497-027**

Analyte	Method	Results	Qual	Units	MRL	Dilution Factor	Date Analyzed	Date Extracted
Volatile Organic Compounds by GC-MS								
1,1,1-Trichloroethane	EPA 8260D	ND		µg/L	1.00	1	08/19/25 17:42	NA
1,1,2,2-Tetrachloroethane	EPA 8260D	ND		µg/L	1.00	1	08/19/25 17:42	NA
1,1,2-Trichloroethane	EPA 8260D	ND		µg/L	1.00	1	08/19/25 17:42	NA
1,1-Dichloroethane	EPA 8260D	ND		µg/L	1.00	1	08/19/25 17:42	NA
1,1-Dichloroethylene	EPA 8260D	ND		µg/L	1.00	1	08/19/25 17:42	NA
1,2-Dichloroethane (Ethylene dichloride)	EPA 8260D	ND		µg/L	1.00	1	08/19/25 17:42	NA
1,2-Dichloropropane	EPA 8260D	ND		µg/L	1.00	1	08/19/25 17:42	NA
2-Butanone (Methyl ethyl ketone, MEK)	EPA 8260D	ND		µg/L	5.00	1	08/19/25 17:42	NA
2-Hexanone	EPA 8260D	ND		µg/L	5.00	1	08/19/25 17:42	NA
4-Methyl-2-pentanone (MIBK)	EPA 8260D	ND		µg/L	1.00	1	08/19/25 17:42	NA
Acetone	EPA 8260D	ND		µg/L	10.0	1	08/19/25 17:42	NA
Benzene	EPA 8260D	ND		µg/L	1.00	1	08/19/25 17:42	NA
Bromodichloromethane	EPA 8260D	ND		µg/L	1.00	1	08/19/25 17:42	NA
Bromoform	EPA 8260D	ND		µg/L	1.00	1	08/19/25 17:42	NA
Carbon disulfide	EPA 8260D	ND		µg/L	1.00	1	08/19/25 17:42	NA
Carbon tetrachloride	EPA 8260D	ND		µg/L	1.00	1	08/19/25 17:42	NA
Chlorobenzene	EPA 8260D	ND		µg/L	1.00	1	08/19/25 17:42	NA
Chlorodibromomethane	EPA 8260D	ND		µg/L	1.00	1	08/19/25 17:42	NA
Chloroethane (Ethyl chloride)	EPA 8260D	ND		µg/L	1.00	1	08/19/25 17:42	NA
Chloroform	EPA 8260D	ND		µg/L	1.00	1	08/19/25 17:42	NA
cis-1,2-Dichloroethylene	EPA 8260D	ND		µg/L	1.00	1	08/19/25 17:42	NA
cis-1,3-Dichloropropene	EPA 8260D	ND		µg/L	1.00	1	08/19/25 17:42	NA
Ethylbenzene	EPA 8260D	ND		µg/L	1.00	1	08/19/25 17:42	NA
m+p-Xylene	EPA 8260D	ND		µg/L	2.00	1	08/19/25 17:42	NA
Methyl bromide (Bromomethane)	EPA 8260D	ND		µg/L	1.00	1	08/19/25 17:42	NA
Methyl chloride (Chloromethane)	EPA 8260D	ND		µg/L	5.00	1	08/19/25 17:42	NA
Methylene chloride (Dichloromethane)	EPA 8260D	ND		µg/L	5.00	1	08/19/25 17:42	NA
o-Xylene	EPA 8260D	ND		µg/L	1.00	1	08/19/25 17:42	NA
Styrene	EPA 8260D	ND		µg/L	1.00	1	08/19/25 17:42	NA

Analytical Report

Client:	WSP USA	**Work Order:**	HN2511497
Project:	Textron Rochester	**Date Collected:**	08/11/25 16:24
Matrix:	GROUNDWATER	**Date Received:**	08/15/25 08:00

CLIENT ID: ATR-EB001-081125 **Lab ID: HN2511497-027**

Analyte	Method	Results	Qual	Units	MRL	Dilution Factor	Date Analyzed	Date Extracted
Tetrachloroethylene (Perchloroethylene)	EPA 8260D	ND		µg/L	1.00	1	08/19/25 17:42	NA
Toluene	EPA 8260D	**4.13**		µg/L	1.00	1	08/19/25 17:42	NA
Total Xylene	EPA 8260D	ND		µg/L	2.00	1	08/19/25 17:42	NA
trans-1,2-Dichloroethylene	EPA 8260D	ND		µg/L	1.00	1	08/19/25 17:42	NA
trans-1,3-Dichloropropylene	EPA 8260D	ND		µg/L	1.00	1	08/19/25 17:42	NA
Trichloroethene (Trichloroethylene)	EPA 8260D	ND		µg/L	1.00	1	08/19/25 17:42	NA
Vinyl chloride (Chloroethene)	EPA 8260D	ND		µg/L	1.00	1	08/19/25 17:42	NA
Surr: 1,2-Dichloroethane-d4	*EPA 8260D*	***104***		*%REC*	*80-120*	*1*	*08/19/25 17:42*	*NA*
Surr: 4-Bromofluorobenzene	*EPA 8260D*	***102***		*%REC*	*80-120*	*1*	*08/19/25 17:42*	*NA*
Surr: Dibromofluoromethane	*EPA 8260D*	***106***		*%REC*	*80-120*	*1*	*08/19/25 17:42*	*NA*
Surr: Toluene-d8	*EPA 8260D*	***98.0***		*%REC*	*80-120*	*1*	*08/19/25 17:42*	*NA*

Analytical Report

Client:	WSP USA	**Work Order:**	HN2511497
Project:	Textron Rochester	**Date Collected:**	08/12/25 16:08
Matrix:	GROUNDWATER	**Date Received:**	08/15/25 08:00

CLIENT ID: ATR-OW6(38)-G081225 **Lab ID: HN2511497-028**

Analyte	Method	Results	Qual	Units	MRL	Dilution Factor	Date Analyzed	Date Extracted
Volatile Organic Compounds by GC-MS								
1,1,1-Trichloroethane	EPA 8260D	ND		µg/L	1.00	1	08/19/25 18:04	NA
1,1,2,2-Tetrachloroethane	EPA 8260D	ND		µg/L	1.00	1	08/19/25 18:04	NA
1,1,2-Trichloroethane	EPA 8260D	ND		µg/L	1.00	1	08/19/25 18:04	NA
1,1-Dichloroethane	EPA 8260D	ND		µg/L	1.00	1	08/19/25 18:04	NA
1,1-Dichloroethylene	EPA 8260D	ND		µg/L	1.00	1	08/19/25 18:04	NA
1,2-Dichloroethane (Ethylene dichloride)	EPA 8260D	ND		µg/L	1.00	1	08/19/25 18:04	NA
1,2-Dichloropropane	EPA 8260D	ND		µg/L	1.00	1	08/19/25 18:04	NA
2-Butanone (Methyl ethyl ketone, MEK)	EPA 8260D	ND		µg/L	5.00	1	08/19/25 18:04	NA
2-Hexanone	EPA 8260D	ND		µg/L	5.00	1	08/19/25 18:04	NA
4-Methyl-2-pentanone (MIBK)	EPA 8260D	ND		µg/L	1.00	1	08/19/25 18:04	NA
Acetone	EPA 8260D	ND		µg/L	10.0	1	08/19/25 18:04	NA
Benzene	EPA 8260D	ND		µg/L	1.00	1	08/19/25 18:04	NA
Bromodichloromethane	EPA 8260D	ND		µg/L	1.00	1	08/19/25 18:04	NA
Bromoform	EPA 8260D	ND		µg/L	1.00	1	08/19/25 18:04	NA
Carbon disulfide	EPA 8260D	ND		µg/L	1.00	1	08/19/25 18:04	NA
Carbon tetrachloride	EPA 8260D	ND		µg/L	1.00	1	08/19/25 18:04	NA
Chlorobenzene	EPA 8260D	ND		µg/L	1.00	1	08/19/25 18:04	NA
Chlorodibromomethane	EPA 8260D	ND		µg/L	1.00	1	08/19/25 18:04	NA
Chloroethane (Ethyl chloride)	EPA 8260D	ND		µg/L	1.00	1	08/19/25 18:04	NA
Chloroform	EPA 8260D	ND		µg/L	1.00	1	08/19/25 18:04	NA
cis-1,2-Dichloroethylene	EPA 8260D	ND		µg/L	1.00	1	08/19/25 18:04	NA
cis-1,3-Dichloropropene	EPA 8260D	ND		µg/L	1.00	1	08/19/25 18:04	NA
Ethylbenzene	EPA 8260D	ND		µg/L	1.00	1	08/19/25 18:04	NA
m+p-Xylene	EPA 8260D	ND		µg/L	2.00	1	08/19/25 18:04	NA
Methyl bromide (Bromomethane)	EPA 8260D	ND		µg/L	1.00	1	08/19/25 18:04	NA
Methyl chloride (Chloromethane)	EPA 8260D	ND		µg/L	5.00	1	08/19/25 18:04	NA
Methylene chloride (Dichloromethane)	EPA 8260D	ND		µg/L	5.00	1	08/19/25 18:04	NA
o-Xylene	EPA 8260D	ND		µg/L	1.00	1	08/19/25 18:04	NA
Styrene	EPA 8260D	ND		µg/L	1.00	1	08/19/25 18:04	NA

Analytical Report

Client:	WSP USA	**Work Order:**	HN2511497
Project:	Textron Rochester	**Date Collected:**	08/12/25 16:08
Matrix:	GROUNDWATER	**Date Received:**	08/15/25 08:00

CLIENT ID: ATR-OW6(38)-G081225 **Lab ID: HN2511497-028**

Analyte	Method	Results	Qual	Units	MRL	Dilution Factor	Date Analyzed	Date Extracted
Tetrachloroethylene (Perchloroethylene)	EPA 8260D	ND		µg/L	1.00	1	08/19/25 18:04	NA
Toluene	EPA 8260D	ND		µg/L	1.00	1	08/19/25 18:04	NA
Total Xylene	EPA 8260D	ND		µg/L	2.00	1	08/19/25 18:04	NA
trans-1,2-Dichloroethylene	EPA 8260D	ND		µg/L	1.00	1	08/19/25 18:04	NA
trans-1,3-Dichloropropylene	EPA 8260D	ND		µg/L	1.00	1	08/19/25 18:04	NA
Trichloroethene (Trichloroethylene)	EPA 8260D	ND		µg/L	1.00	1	08/19/25 18:04	NA
Vinyl chloride (Chloroethene)	EPA 8260D	ND		µg/L	1.00	1	08/19/25 18:04	NA
Surr: 1,2-Dichloroethane-d4	*EPA 8260D*	***103***		*%REC*	*80-120*	*1*	*08/19/25 18:04*	*NA*
Surr: 4-Bromofluorobenzene	*EPA 8260D*	***101***		*%REC*	*80-120*	*1*	*08/19/25 18:04*	*NA*
Surr: Dibromofluoromethane	*EPA 8260D*	***104***		*%REC*	*80-120*	*1*	*08/19/25 18:04*	*NA*
Surr: Toluene-d8	*EPA 8260D*	***94.9***		*%REC*	*80-120*	*1*	*08/19/25 18:04*	*NA*

Analytical Report

Client:	WSP USA	**Work Order:**	HN2511497
Project:	Textron Rochester	**Date Collected:**	08/11/25 13:20
Matrix:	GROUNDWATER	**Date Received:**	08/15/25 08:00

CLIENT ID: ATR-MW67(30)-G081125 **Lab ID: HN2511497-029**

Analyte	Method	Results	Qual	Units	MRL	Dilution Factor	Date Analyzed	Date Extracted
Volatile Organic Compounds by GC-MS								
1,1,1-Trichloroethane	EPA 8260D	ND		µg/L	1.00	1	08/20/25 16:53	NA
1,1,2,2-Tetrachloroethane	EPA 8260D	ND		µg/L	1.00	1	08/20/25 16:53	NA
1,1,2-Trichloroethane	EPA 8260D	ND		µg/L	1.00	1	08/20/25 16:53	NA
1,1-Dichloroethane	EPA 8260D	ND		µg/L	1.00	1	08/20/25 16:53	NA
1,1-Dichloroethylene	EPA 8260D	ND		µg/L	1.00	1	08/20/25 16:53	NA
1,2-Dichloroethane (Ethylene dichloride)	EPA 8260D	ND		µg/L	1.00	1	08/20/25 16:53	NA
1,2-Dichloropropane	EPA 8260D	ND		µg/L	1.00	1	08/20/25 16:53	NA
2-Butanone (Methyl ethyl ketone, MEK)	EPA 8260D	ND		µg/L	5.00	1	08/20/25 16:53	NA
2-Hexanone	EPA 8260D	ND		µg/L	5.00	1	08/20/25 16:53	NA
4-Methyl-2-pentanone (MIBK)	EPA 8260D	ND		µg/L	1.00	1	08/20/25 16:53	NA
Acetone	EPA 8260D	ND		µg/L	10.0	1	08/20/25 16:53	NA
Benzene	EPA 8260D	ND		µg/L	1.00	1	08/20/25 16:53	NA
Bromodichloromethane	EPA 8260D	ND		µg/L	1.00	1	08/20/25 16:53	NA
Bromoform	EPA 8260D	ND		µg/L	1.00	1	08/20/25 16:53	NA
Carbon disulfide	EPA 8260D	ND		µg/L	1.00	1	08/20/25 16:53	NA
Carbon tetrachloride	EPA 8260D	ND		µg/L	1.00	1	08/20/25 16:53	NA
Chlorobenzene	EPA 8260D	ND		µg/L	1.00	1	08/20/25 16:53	NA
Chlorodibromomethane	EPA 8260D	ND		µg/L	1.00	1	08/20/25 16:53	NA
Chloroethane (Ethyl chloride)	EPA 8260D	ND		µg/L	1.00	1	08/20/25 16:53	NA
Chloroform	EPA 8260D	ND		µg/L	1.00	1	08/20/25 16:53	NA
cis-1,2-Dichloroethylene	EPA 8260D	ND		µg/L	1.00	1	08/20/25 16:53	NA
cis-1,3-Dichloropropene	EPA 8260D	ND		µg/L	1.00	1	08/20/25 16:53	NA
Ethylbenzene	EPA 8260D	ND		µg/L	1.00	1	08/20/25 16:53	NA
m+p-Xylene	EPA 8260D	ND		µg/L	2.00	1	08/20/25 16:53	NA
Methyl bromide (Bromomethane)	EPA 8260D	ND		µg/L	1.00	1	08/20/25 16:53	NA
Methyl chloride (Chloromethane)	EPA 8260D	ND		µg/L	5.00	1	08/20/25 16:53	NA
Methylene chloride (Dichloromethane)	EPA 8260D	ND		µg/L	5.00	1	08/20/25 16:53	NA
o-Xylene	EPA 8260D	ND		µg/L	1.00	1	08/20/25 16:53	NA
Styrene	EPA 8260D	ND		µg/L	1.00	1	08/20/25 16:53	NA

Analytical Report

Client:	WSP USA	**Work Order:**	HN2511497
Project:	Textron Rochester	**Date Collected:**	08/11/25 13:20
Matrix:	GROUNDWATER	**Date Received:**	08/15/25 08:00

CLIENT ID: ATR-MW67(30)-G081125 **Lab ID: HN2511497-029**

Analyte	Method	Results	Qual	Units	MRL	Dilution Factor	Date Analyzed	Date Extracted
Tetrachloroethylene (Perchloroethylene)	EPA 8260D	ND		µg/L	1.00	1	08/20/25 16:53	NA
Toluene	EPA 8260D	ND		µg/L	1.00	1	08/20/25 16:53	NA
Total Xylene	EPA 8260D	ND		µg/L	2.00	1	08/20/25 16:53	NA
trans-1,2-Dichloroethylene	EPA 8260D	ND		µg/L	1.00	1	08/20/25 16:53	NA
trans-1,3-Dichloropropylene	EPA 8260D	ND		µg/L	1.00	1	08/20/25 16:53	NA
Trichloroethene (Trichloroethylene)	EPA 8260D	ND		µg/L	1.00	1	08/20/25 16:53	NA
Vinyl chloride (Chloroethene)	EPA 8260D	ND		µg/L	1.00	1	08/21/25 14:14	NA
Surr: 1,2-Dichloroethane-d4	*EPA 8260D*	***103***		*%REC*	*80-120*	*1*	*08/20/25 16:53*	*NA*
Surr: 4-Bromofluorobenzene	*EPA 8260D*	***104***		*%REC*	*80-120*	*1*	*08/20/25 16:53*	*NA*
Surr: Dibromofluoromethane	*EPA 8260D*	***106***		*%REC*	*80-120*	*1*	*08/20/25 16:53*	*NA*
Surr: Toluene-d8	*EPA 8260D*	***97.8***		*%REC*	*80-120*	*1*	*08/20/25 16:53*	*NA*

Analytical Report

Client:	WSP USA	**Work Order:**	HN2511497
Project:	Textron Rochester	**Date Collected:**	08/12/25 10:17
Matrix:	GROUNDWATER	**Date Received:**	08/15/25 08:00

CLIENT ID: ATR-MW32(89)-G081225 **Lab ID: HN2511497-030**

Analyte	Method	Results	Qual	Units	MRL	Dilution Factor	Date Analyzed	Date Extracted
Volatile Organic Compounds by GC-MS								
1,1,1-Trichloroethane	EPA 8260D	ND		µg/L	1.00	1	08/19/25 18:50	NA
1,1,2,2-Tetrachloroethane	EPA 8260D	ND		µg/L	1.00	1	08/19/25 18:50	NA
1,1,2-Trichloroethane	EPA 8260D	ND		µg/L	1.00	1	08/19/25 18:50	NA
1,1-Dichloroethane	EPA 8260D	ND		µg/L	1.00	1	08/19/25 18:50	NA
1,1-Dichloroethylene	EPA 8260D	ND		µg/L	1.00	1	08/19/25 18:50	NA
1,2-Dichloroethane (Ethylene dichloride)	EPA 8260D	ND		µg/L	1.00	1	08/19/25 18:50	NA
1,2-Dichloropropane	EPA 8260D	ND		µg/L	1.00	1	08/19/25 18:50	NA
2-Butanone (Methyl ethyl ketone, MEK)	EPA 8260D	ND		µg/L	5.00	1	08/19/25 18:50	NA
2-Hexanone	EPA 8260D	ND		µg/L	5.00	1	08/19/25 18:50	NA
4-Methyl-2-pentanone (MIBK)	EPA 8260D	ND		µg/L	1.00	1	08/19/25 18:50	NA
Acetone	EPA 8260D	ND		µg/L	10.0	1	08/19/25 18:50	NA
Benzene	EPA 8260D	ND		µg/L	1.00	1	08/19/25 18:50	NA
Bromodichloromethane	EPA 8260D	ND		µg/L	1.00	1	08/19/25 18:50	NA
Bromoform	EPA 8260D	ND		µg/L	1.00	1	08/19/25 18:50	NA
Carbon disulfide	EPA 8260D	ND		µg/L	1.00	1	08/19/25 18:50	NA
Carbon tetrachloride	EPA 8260D	ND		µg/L	1.00	1	08/19/25 18:50	NA
Chlorobenzene	EPA 8260D	ND		µg/L	1.00	1	08/19/25 18:50	NA
Chlorodibromomethane	EPA 8260D	ND		µg/L	1.00	1	08/19/25 18:50	NA
Chloroethane (Ethyl chloride)	EPA 8260D	ND		µg/L	1.00	1	08/19/25 18:50	NA
Chloroform	EPA 8260D	ND		µg/L	1.00	1	08/19/25 18:50	NA
cis-1,2-Dichloroethylene	EPA 8260D	ND		µg/L	1.00	1	08/19/25 18:50	NA
cis-1,3-Dichloropropene	EPA 8260D	ND		µg/L	1.00	1	08/19/25 18:50	NA
Ethylbenzene	EPA 8260D	ND		µg/L	1.00	1	08/19/25 18:50	NA
m+p-Xylene	EPA 8260D	ND		µg/L	2.00	1	08/19/25 18:50	NA
Methyl bromide (Bromomethane)	EPA 8260D	ND		µg/L	1.00	1	08/19/25 18:50	NA
Methyl chloride (Chloromethane)	EPA 8260D	ND		µg/L	5.00	1	08/19/25 18:50	NA
Methylene chloride (Dichloromethane)	EPA 8260D	ND		µg/L	5.00	1	08/19/25 18:50	NA
o-Xylene	EPA 8260D	ND		µg/L	1.00	1	08/19/25 18:50	NA
Styrene	EPA 8260D	ND		µg/L	1.00	1	08/19/25 18:50	NA

Analytical Report

Client:	WSP USA	**Work Order:**	HN2511497
Project:	Textron Rochester	**Date Collected:**	08/12/25 10:17
Matrix:	GROUNDWATER	**Date Received:**	08/15/25 08:00

CLIENT ID: ATR-MW32(89)-G081225 **Lab ID: HN2511497-030**

Analyte	Method	Results	Qual	Units	MRL	Dilution Factor	Date Analyzed	Date Extracted
Tetrachloroethylene (Perchloroethylene)	EPA 8260D	ND		µg/L	1.00	1	08/19/25 18:50	NA
Toluene	EPA 8260D	ND		µg/L	1.00	1	08/19/25 18:50	NA
Total Xylene	EPA 8260D	ND		µg/L	2.00	1	08/19/25 18:50	NA
trans-1,2-Dichloroethylene	EPA 8260D	ND		µg/L	1.00	1	08/19/25 18:50	NA
trans-1,3-Dichloropropylene	EPA 8260D	ND		µg/L	1.00	1	08/19/25 18:50	NA
Trichloroethene (Trichloroethylene)	EPA 8260D	ND		µg/L	1.00	1	08/19/25 18:50	NA
Vinyl chloride (Chloroethene)	EPA 8260D	**11.1**		µg/L	1.00	1	08/19/25 18:50	NA
Surr: 1,2-Dichloroethane-d4	*EPA 8260D*	***103***		*%REC*	*80-120*	*1*	*08/19/25 18:50*	*NA*
Surr: 4-Bromofluorobenzene	*EPA 8260D*	***99.4***		*%REC*	*80-120*	*1*	*08/19/25 18:50*	*NA*
Surr: Dibromofluoromethane	*EPA 8260D*	***104***		*%REC*	*80-120*	*1*	*08/19/25 18:50*	*NA*
Surr: Toluene-d8	*EPA 8260D*	***95.0***		*%REC*	*80-120*	*1*	*08/19/25 18:50*	*NA*

Analytical Report

Client:	WSP USA	**Work Order:**	HN2511497
Project:	Textron Rochester	**Date Collected:**	08/13/25 13:24
Matrix:	GROUNDWATER	**Date Received:**	08/15/25 08:00

CLIENT ID: ATR-MW25(82)-G081325 **Lab ID: HN2511497-031**

Analyte	Method	Results	Qual	Units	MRL	Dilution Factor	Date Analyzed	Date Extracted
Volatile Organic Compounds by GC-MS								
1,1,1-Trichloroethane	EPA 8260D	ND		µg/L	1.00	1	08/19/25 19:13	NA
1,1,2,2-Tetrachloroethane	EPA 8260D	ND		µg/L	1.00	1	08/19/25 19:13	NA
1,1,2-Trichloroethane	EPA 8260D	ND		µg/L	1.00	1	08/19/25 19:13	NA
1,1-Dichloroethane	EPA 8260D	ND		µg/L	1.00	1	08/19/25 19:13	NA
1,1-Dichloroethylene	EPA 8260D	ND		µg/L	1.00	1	08/19/25 19:13	NA
1,2-Dichloroethane (Ethylene dichloride)	EPA 8260D	ND		µg/L	1.00	1	08/19/25 19:13	NA
1,2-Dichloropropane	EPA 8260D	ND		µg/L	1.00	1	08/19/25 19:13	NA
2-Butanone (Methyl ethyl ketone, MEK)	EPA 8260D	ND		µg/L	5.00	1	08/19/25 19:13	NA
2-Hexanone	EPA 8260D	ND		µg/L	5.00	1	08/19/25 19:13	NA
4-Methyl-2-pentanone (MIBK)	EPA 8260D	ND		µg/L	1.00	1	08/19/25 19:13	NA
Acetone	EPA 8260D	ND		µg/L	10.0	1	08/19/25 19:13	NA
Benzene	EPA 8260D	ND		µg/L	1.00	1	08/19/25 19:13	NA
Bromodichloromethane	EPA 8260D	ND		µg/L	1.00	1	08/19/25 19:13	NA
Bromoform	EPA 8260D	ND		µg/L	1.00	1	08/19/25 19:13	NA
Carbon disulfide	EPA 8260D	ND		µg/L	1.00	1	08/19/25 19:13	NA
Carbon tetrachloride	EPA 8260D	ND		µg/L	1.00	1	08/19/25 19:13	NA
Chlorobenzene	EPA 8260D	ND		µg/L	1.00	1	08/19/25 19:13	NA
Chlorodibromomethane	EPA 8260D	ND		µg/L	1.00	1	08/19/25 19:13	NA
Chloroethane (Ethyl chloride)	EPA 8260D	ND		µg/L	1.00	1	08/19/25 19:13	NA
Chloroform	EPA 8260D	ND		µg/L	1.00	1	08/19/25 19:13	NA
cis-1,2-Dichloroethylene	EPA 8260D	**1.85**		µg/L	1.00	1	08/19/25 19:13	NA
cis-1,3-Dichloropropene	EPA 8260D	ND		µg/L	1.00	1	08/19/25 19:13	NA
Ethylbenzene	EPA 8260D	ND		µg/L	1.00	1	08/19/25 19:13	NA
m+p-Xylene	EPA 8260D	ND		µg/L	2.00	1	08/19/25 19:13	NA
Methyl bromide (Bromomethane)	EPA 8260D	ND		µg/L	1.00	1	08/19/25 19:13	NA
Methyl chloride (Chloromethane)	EPA 8260D	ND		µg/L	5.00	1	08/19/25 19:13	NA
Methylene chloride (Dichloromethane)	EPA 8260D	ND		µg/L	5.00	1	08/19/25 19:13	NA
o-Xylene	EPA 8260D	ND		µg/L	1.00	1	08/19/25 19:13	NA
Styrene	EPA 8260D	ND		µg/L	1.00	1	08/19/25 19:13	NA

Analytical Report

Client:	WSP USA	**Work Order:**	HN2511497
Project:	Textron Rochester	**Date Collected:**	08/13/25 13:24
Matrix:	GROUNDWATER	**Date Received:**	08/15/25 08:00

CLIENT ID: ATR-MW25(82)-G081325 **Lab ID: HN2511497-031**

Analyte	Method	Results	Qual	Units	MRL	Dilution Factor	Date Analyzed	Date Extracted
Tetrachloroethylene (Perchloroethylene)	EPA 8260D	ND		µg/L	1.00	1	08/19/25 19:13	NA
Toluene	EPA 8260D	ND		µg/L	1.00	1	08/19/25 19:13	NA
Total Xylene	EPA 8260D	ND		µg/L	2.00	1	08/19/25 19:13	NA
trans-1,2-Dichloroethylene	EPA 8260D	ND		µg/L	1.00	1	08/19/25 19:13	NA
trans-1,3-Dichloropropylene	EPA 8260D	ND		µg/L	1.00	1	08/19/25 19:13	NA
Trichloroethene (Trichloroethylene)	EPA 8260D	ND		µg/L	1.00	1	08/19/25 19:13	NA
Vinyl chloride (Chloroethene)	EPA 8260D	**3.38**		µg/L	1.00	1	08/19/25 19:13	NA
Surr: 1,2-Dichloroethane-d4	*EPA 8260D*	***104***		*%REC*	*80-120*	*1*	*08/19/25 19:13*	*NA*
Surr: 4-Bromofluorobenzene	*EPA 8260D*	***101***		*%REC*	*80-120*	*1*	*08/19/25 19:13*	*NA*
Surr: Dibromofluoromethane	*EPA 8260D*	***105***		*%REC*	*80-120*	*1*	*08/19/25 19:13*	*NA*
Surr: Toluene-d8	*EPA 8260D*	***98.0***		*%REC*	*80-120*	*1*	*08/19/25 19:13*	*NA*

Analytical Report

Client:	WSP USA	**Work Order:**	HN2511497
Project:	Textron Rochester	**Date Collected:**	08/13/25 10:49
Matrix:	GROUNDWATER	**Date Received:**	08/15/25 08:00

CLIENT ID: ATR-MW27(104.2)-G081325 **Lab ID: HN2511497-032**

Analyte	Method	Results	Qual	Units	MRL	Dilution Factor	Date Analyzed	Date Extracted
Volatile Organic Compounds by GC-MS								
1,1,1-Trichloroethane	EPA 8260D	ND		µg/L	1.00	1	08/19/25 19:36	NA
1,1,2,2-Tetrachloroethane	EPA 8260D	ND		µg/L	1.00	1	08/19/25 19:36	NA
1,1,2-Trichloroethane	EPA 8260D	ND		µg/L	1.00	1	08/19/25 19:36	NA
1,1-Dichloroethane	EPA 8260D	ND		µg/L	1.00	1	08/19/25 19:36	NA
1,1-Dichloroethylene	EPA 8260D	ND		µg/L	1.00	1	08/19/25 19:36	NA
1,2-Dichloroethane (Ethylene dichloride)	EPA 8260D	ND		µg/L	1.00	1	08/19/25 19:36	NA
1,2-Dichloropropane	EPA 8260D	ND		µg/L	1.00	1	08/19/25 19:36	NA
2-Butanone (Methyl ethyl ketone, MEK)	EPA 8260D	ND		µg/L	5.00	1	08/19/25 19:36	NA
2-Hexanone	EPA 8260D	ND		µg/L	5.00	1	08/19/25 19:36	NA
4-Methyl-2-pentanone (MIBK)	EPA 8260D	ND		µg/L	1.00	1	08/19/25 19:36	NA
Acetone	EPA 8260D	ND		µg/L	10.0	1	08/19/25 19:36	NA
Benzene	EPA 8260D	ND		µg/L	1.00	1	08/19/25 19:36	NA
Bromodichloromethane	EPA 8260D	ND		µg/L	1.00	1	08/19/25 19:36	NA
Bromoform	EPA 8260D	ND		µg/L	1.00	1	08/19/25 19:36	NA
Carbon disulfide	EPA 8260D	ND		µg/L	1.00	1	08/19/25 19:36	NA
Carbon tetrachloride	EPA 8260D	ND		µg/L	1.00	1	08/19/25 19:36	NA
Chlorobenzene	EPA 8260D	ND		µg/L	1.00	1	08/19/25 19:36	NA
Chlorodibromomethane	EPA 8260D	ND		µg/L	1.00	1	08/19/25 19:36	NA
Chloroethane (Ethyl chloride)	EPA 8260D	ND		µg/L	1.00	1	08/19/25 19:36	NA
Chloroform	EPA 8260D	ND		µg/L	1.00	1	08/19/25 19:36	NA
cis-1,2-Dichloroethylene	EPA 8260D	**6.35**		µg/L	1.00	1	08/19/25 19:36	NA
cis-1,3-Dichloropropene	EPA 8260D	ND		µg/L	1.00	1	08/19/25 19:36	NA
Ethylbenzene	EPA 8260D	ND		µg/L	1.00	1	08/19/25 19:36	NA
m+p-Xylene	EPA 8260D	ND		µg/L	2.00	1	08/19/25 19:36	NA
Methyl bromide (Bromomethane)	EPA 8260D	ND		µg/L	1.00	1	08/19/25 19:36	NA
Methyl chloride (Chloromethane)	EPA 8260D	ND		µg/L	5.00	1	08/19/25 19:36	NA
Methylene chloride (Dichloromethane)	EPA 8260D	ND		µg/L	5.00	1	08/19/25 19:36	NA
o-Xylene	EPA 8260D	ND		µg/L	1.00	1	08/19/25 19:36	NA
Styrene	EPA 8260D	ND		µg/L	1.00	1	08/19/25 19:36	NA

Analytical Report

Client:	WSP USA	**Work Order:**	HN2511497
Project:	Textron Rochester	**Date Collected:**	08/13/25 10:49
Matrix:	GROUNDWATER	**Date Received:**	08/15/25 08:00

CLIENT ID: ATR-MW27(104.2)-G081325 **Lab ID: HN2511497-032**

Analyte	Method	Results	Qual	Units	MRL	Dilution Factor	Date Analyzed	Date Extracted
Tetrachloroethylene (Perchloroethylene)	EPA 8260D	ND		µg/L	1.00	1	08/19/25 19:36	NA
Toluene	EPA 8260D	ND		µg/L	1.00	1	08/19/25 19:36	NA
Total Xylene	EPA 8260D	ND		µg/L	2.00	1	08/19/25 19:36	NA
trans-1,2-Dichloroethylene	EPA 8260D	ND		µg/L	1.00	1	08/19/25 19:36	NA
trans-1,3-Dichloropropylene	EPA 8260D	ND		µg/L	1.00	1	08/19/25 19:36	NA
Trichloroethene (Trichloroethylene)	EPA 8260D	ND		µg/L	1.00	1	08/19/25 19:36	NA
Vinyl chloride (Chloroethene)	EPA 8260D	ND		µg/L	1.00	1	08/19/25 19:36	NA
Surr: 1,2-Dichloroethane-d4	*EPA 8260D*	***103***		*%REC*	*80-120*	*1*	*08/19/25 19:36*	*NA*
Surr: 4-Bromofluorobenzene	*EPA 8260D*	***100***		*%REC*	*80-120*	*1*	*08/19/25 19:36*	*NA*
Surr: Dibromofluoromethane	*EPA 8260D*	***100***		*%REC*	*80-120*	*1*	*08/19/25 19:36*	*NA*
Surr: Toluene-d8	*EPA 8260D*	***99.2***		*%REC*	*80-120*	*1*	*08/19/25 19:36*	*NA*

Analytical Report

Client:	WSP USA	**Work Order:**	HN2511497
Project:	Textron Rochester	**Date Collected:**	08/13/25 14:43
Matrix:	GROUNDWATER	**Date Received:**	08/15/25 08:00

CLIENT ID: ATR-MW20(51)-G081325 **Lab ID: HN2511497-033**

Analyte	Method	Results	Qual	Units	MRL	Dilution Factor	Date Analyzed	Date Extracted
Volatile Organic Compounds by GC-MS								
1,1,1-Trichloroethane	EPA 8260D	ND		µg/L	1.00	1	08/19/25 19:58	NA
1,1,2,2-Tetrachloroethane	EPA 8260D	ND		µg/L	1.00	1	08/19/25 19:58	NA
1,1,2-Trichloroethane	EPA 8260D	ND		µg/L	1.00	1	08/19/25 19:58	NA
1,1-Dichloroethane	EPA 8260D	ND		µg/L	1.00	1	08/19/25 19:58	NA
1,1-Dichloroethylene	EPA 8260D	ND		µg/L	1.00	1	08/19/25 19:58	NA
1,2-Dichloroethane (Ethylene dichloride)	EPA 8260D	ND		µg/L	1.00	1	08/19/25 19:58	NA
1,2-Dichloropropane	EPA 8260D	ND		µg/L	1.00	1	08/19/25 19:58	NA
2-Butanone (Methyl ethyl ketone, MEK)	EPA 8260D	ND		µg/L	5.00	1	08/19/25 19:58	NA
2-Hexanone	EPA 8260D	ND		µg/L	5.00	1	08/19/25 19:58	NA
4-Methyl-2-pentanone (MIBK)	EPA 8260D	ND		µg/L	1.00	1	08/19/25 19:58	NA
Acetone	EPA 8260D	ND		µg/L	10.0	1	08/19/25 19:58	NA
Benzene	EPA 8260D	ND		µg/L	1.00	1	08/19/25 19:58	NA
Bromodichloromethane	EPA 8260D	ND		µg/L	1.00	1	08/19/25 19:58	NA
Bromoform	EPA 8260D	ND		µg/L	1.00	1	08/19/25 19:58	NA
Carbon disulfide	EPA 8260D	ND		µg/L	1.00	1	08/19/25 19:58	NA
Carbon tetrachloride	EPA 8260D	ND		µg/L	1.00	1	08/19/25 19:58	NA
Chlorobenzene	EPA 8260D	ND		µg/L	1.00	1	08/19/25 19:58	NA
Chlorodibromomethane	EPA 8260D	ND		µg/L	1.00	1	08/19/25 19:58	NA
Chloroethane (Ethyl chloride)	EPA 8260D	ND		µg/L	1.00	1	08/19/25 19:58	NA
Chloroform	EPA 8260D	ND		µg/L	1.00	1	08/19/25 19:58	NA
cis-1,2-Dichloroethylene	EPA 8260D	ND		µg/L	1.00	1	08/19/25 19:58	NA
cis-1,3-Dichloropropene	EPA 8260D	ND		µg/L	1.00	1	08/19/25 19:58	NA
Ethylbenzene	EPA 8260D	ND		µg/L	1.00	1	08/19/25 19:58	NA
m+p-Xylene	EPA 8260D	ND		µg/L	2.00	1	08/19/25 19:58	NA
Methyl bromide (Bromomethane)	EPA 8260D	ND		µg/L	1.00	1	08/19/25 19:58	NA
Methyl chloride (Chloromethane)	EPA 8260D	ND		µg/L	5.00	1	08/19/25 19:58	NA
Methylene chloride (Dichloromethane)	EPA 8260D	ND		µg/L	5.00	1	08/19/25 19:58	NA
o-Xylene	EPA 8260D	ND		µg/L	1.00	1	08/19/25 19:58	NA
Styrene	EPA 8260D	ND		µg/L	1.00	1	08/19/25 19:58	NA

Analytical Report

Client:	WSP USA	**Work Order:**	HN2511497
Project:	Textron Rochester	**Date Collected:**	08/13/25 14:43
Matrix:	GROUNDWATER	**Date Received:**	08/15/25 08:00

CLIENT ID: ATR-MW20(51)-G081325 **Lab ID: HN2511497-033**

Analyte	Method	Results	Qual	Units	MRL	Dilution Factor	Date Analyzed	Date Extracted
Tetrachloroethylene (Perchloroethylene)	EPA 8260D	ND		µg/L	1.00	1	08/19/25 19:58	NA
Toluene	EPA 8260D	ND		µg/L	1.00	1	08/19/25 19:58	NA
Total Xylene	EPA 8260D	ND		µg/L	2.00	1	08/19/25 19:58	NA
trans-1,2-Dichloroethylene	EPA 8260D	ND		µg/L	1.00	1	08/19/25 19:58	NA
trans-1,3-Dichloropropylene	EPA 8260D	ND		µg/L	1.00	1	08/19/25 19:58	NA
Trichloroethene (Trichloroethylene)	EPA 8260D	ND		µg/L	1.00	1	08/19/25 19:58	NA
Vinyl chloride (Chloroethene)	EPA 8260D	**7.90**		µg/L	1.00	1	08/19/25 19:58	NA
Surr: 1,2-Dichloroethane-d4	*EPA 8260D*	***104***		*%REC*	*80-120*	*1*	*08/19/25 19:58*	*NA*
Surr: 4-Bromofluorobenzene	*EPA 8260D*	***103***		*%REC*	*80-120*	*1*	*08/19/25 19:58*	*NA*
Surr: Dibromofluoromethane	*EPA 8260D*	***107***		*%REC*	*80-120*	*1*	*08/19/25 19:58*	*NA*
Surr: Toluene-d8	*EPA 8260D*	***96.6***		*%REC*	*80-120*	*1*	*08/19/25 19:58*	*NA*

Analytical Report

Client:	WSP USA	**Work Order:**	HN2511497
Project:	Textron Rochester	**Date Collected:**	08/13/25 11:39
Matrix:	GROUNDWATER	**Date Received:**	08/15/25 08:00

CLIENT ID: ATR-MW27(135)-G081325 **Lab ID: HN2511497-034**

Analyte	Method	Results	Qual	Units	MRL	Dilution Factor	Date Analyzed	Date Extracted
Volatile Organic Compounds by GC-MS								
1,1,1-Trichloroethane	EPA 8260D	ND		µg/L	1.00	1	08/19/25 20:21	NA
1,1,2,2-Tetrachloroethane	EPA 8260D	ND		µg/L	1.00	1	08/19/25 20:21	NA
1,1,2-Trichloroethane	EPA 8260D	ND		µg/L	1.00	1	08/19/25 20:21	NA
1,1-Dichloroethane	EPA 8260D	ND		µg/L	1.00	1	08/19/25 20:21	NA
1,1-Dichloroethylene	EPA 8260D	ND		µg/L	1.00	1	08/19/25 20:21	NA
1,2-Dichloroethane (Ethylene dichloride)	EPA 8260D	ND		µg/L	1.00	1	08/19/25 20:21	NA
1,2-Dichloropropane	EPA 8260D	ND		µg/L	1.00	1	08/19/25 20:21	NA
2-Butanone (Methyl ethyl ketone, MEK)	EPA 8260D	ND		µg/L	5.00	1	08/19/25 20:21	NA
2-Hexanone	EPA 8260D	ND		µg/L	5.00	1	08/19/25 20:21	NA
4-Methyl-2-pentanone (MIBK)	EPA 8260D	ND		µg/L	1.00	1	08/19/25 20:21	NA
Acetone	EPA 8260D	ND		µg/L	10.0	1	08/19/25 20:21	NA
Benzene	EPA 8260D	ND		µg/L	1.00	1	08/19/25 20:21	NA
Bromodichloromethane	EPA 8260D	ND		µg/L	1.00	1	08/19/25 20:21	NA
Bromoform	EPA 8260D	ND		µg/L	1.00	1	08/19/25 20:21	NA
Carbon disulfide	EPA 8260D	ND		µg/L	1.00	1	08/19/25 20:21	NA
Carbon tetrachloride	EPA 8260D	ND		µg/L	1.00	1	08/19/25 20:21	NA
Chlorobenzene	EPA 8260D	ND		µg/L	1.00	1	08/19/25 20:21	NA
Chlorodibromomethane	EPA 8260D	ND		µg/L	1.00	1	08/19/25 20:21	NA
Chloroethane (Ethyl chloride)	EPA 8260D	ND		µg/L	1.00	1	08/19/25 20:21	NA
Chloroform	EPA 8260D	ND		µg/L	1.00	1	08/19/25 20:21	NA
cis-1,2-Dichloroethylene	EPA 8260D	ND		µg/L	1.00	1	08/19/25 20:21	NA
cis-1,3-Dichloropropene	EPA 8260D	ND		µg/L	1.00	1	08/19/25 20:21	NA
Ethylbenzene	EPA 8260D	ND		µg/L	1.00	1	08/19/25 20:21	NA
m+p-Xylene	EPA 8260D	ND		µg/L	2.00	1	08/19/25 20:21	NA
Methyl bromide (Bromomethane)	EPA 8260D	ND		µg/L	1.00	1	08/19/25 20:21	NA
Methyl chloride (Chloromethane)	EPA 8260D	ND		µg/L	5.00	1	08/19/25 20:21	NA
Methylene chloride (Dichloromethane)	EPA 8260D	ND		µg/L	5.00	1	08/19/25 20:21	NA
o-Xylene	EPA 8260D	ND		µg/L	1.00	1	08/19/25 20:21	NA
Styrene	EPA 8260D	ND		µg/L	1.00	1	08/19/25 20:21	NA

Analytical Report

Client:	WSP USA	**Work Order:**	HN2511497
Project:	Textron Rochester	**Date Collected:**	08/13/25 11:39
Matrix:	GROUNDWATER	**Date Received:**	08/15/25 08:00

CLIENT ID: ATR-MW27(135)-G081325 **Lab ID: HN2511497-034**

Analyte	Method	Results	Qual	Units	MRL	Dilution Factor	Date Analyzed	Date Extracted
Tetrachloroethylene (Perchloroethylene)	EPA 8260D	ND		µg/L	1.00	1	08/19/25 20:21	NA
Toluene	EPA 8260D	ND		µg/L	1.00	1	08/19/25 20:21	NA
Total Xylene	EPA 8260D	ND		µg/L	2.00	1	08/19/25 20:21	NA
trans-1,2-Dichloroethylene	EPA 8260D	ND		µg/L	1.00	1	08/19/25 20:21	NA
trans-1,3-Dichloropropylene	EPA 8260D	ND		µg/L	1.00	1	08/19/25 20:21	NA
Trichloroethene (Trichloroethylene)	EPA 8260D	ND		µg/L	1.00	1	08/19/25 20:21	NA
Vinyl chloride (Chloroethene)	EPA 8260D	ND		µg/L	1.00	1	08/19/25 20:21	NA
Surr: 1,2-Dichloroethane-d4	*EPA 8260D*	***107***		*%REC*	*80-120*	*1*	*08/19/25 20:21*	*NA*
Surr: 4-Bromofluorobenzene	*EPA 8260D*	***102***		*%REC*	*80-120*	*1*	*08/19/25 20:21*	*NA*
Surr: Dibromofluoromethane	*EPA 8260D*	***105***		*%REC*	*80-120*	*1*	*08/19/25 20:21*	*NA*
Surr: Toluene-d8	*EPA 8260D*	***101***		*%REC*	*80-120*	*1*	*08/19/25 20:21*	*NA*

Analytical Report

Client:	WSP USA	**Work Order:**	HN2511497
Project:	Textron Rochester	**Date Collected:**	08/13/25 10:06
Matrix:	GROUNDWATER	**Date Received:**	08/15/25 08:00

CLIENT ID: ATR-MW27(75.4)-G081325 **Lab ID: HN2511497-035**

Analyte	Method	Results	Qual	Units	MRL	Dilution Factor	Date Analyzed	Date Extracted
Volatile Organic Compounds by GC-MS								
1,1,1-Trichloroethane	EPA 8260D	ND		µg/L	1.00	1	08/19/25 20:44	NA
1,1,2,2-Tetrachloroethane	EPA 8260D	ND		µg/L	1.00	1	08/19/25 20:44	NA
1,1,2-Trichloroethane	EPA 8260D	ND		µg/L	1.00	1	08/19/25 20:44	NA
1,1-Dichloroethane	EPA 8260D	ND		µg/L	1.00	1	08/19/25 20:44	NA
1,1-Dichloroethylene	EPA 8260D	ND		µg/L	1.00	1	08/19/25 20:44	NA
1,2-Dichloroethane (Ethylene dichloride)	EPA 8260D	ND		µg/L	1.00	1	08/19/25 20:44	NA
1,2-Dichloropropane	EPA 8260D	ND		µg/L	1.00	1	08/19/25 20:44	NA
2-Butanone (Methyl ethyl ketone, MEK)	EPA 8260D	ND		µg/L	5.00	1	08/19/25 20:44	NA
2-Hexanone	EPA 8260D	ND		µg/L	5.00	1	08/19/25 20:44	NA
4-Methyl-2-pentanone (MIBK)	EPA 8260D	ND		µg/L	1.00	1	08/19/25 20:44	NA
Acetone	EPA 8260D	ND		µg/L	10.0	1	08/19/25 20:44	NA
Benzene	EPA 8260D	ND		µg/L	1.00	1	08/19/25 20:44	NA
Bromodichloromethane	EPA 8260D	ND		µg/L	1.00	1	08/19/25 20:44	NA
Bromoform	EPA 8260D	ND		µg/L	1.00	1	08/19/25 20:44	NA
Carbon disulfide	EPA 8260D	ND		µg/L	1.00	1	08/19/25 20:44	NA
Carbon tetrachloride	EPA 8260D	ND		µg/L	1.00	1	08/19/25 20:44	NA
Chlorobenzene	EPA 8260D	ND		µg/L	1.00	1	08/19/25 20:44	NA
Chlorodibromomethane	EPA 8260D	ND		µg/L	1.00	1	08/19/25 20:44	NA
Chloroethane (Ethyl chloride)	EPA 8260D	ND		µg/L	1.00	1	08/19/25 20:44	NA
Chloroform	EPA 8260D	ND		µg/L	1.00	1	08/19/25 20:44	NA
cis-1,2-Dichloroethylene	EPA 8260D	**7.87**		µg/L	1.00	1	08/19/25 20:44	NA
cis-1,3-Dichloropropene	EPA 8260D	ND		µg/L	1.00	1	08/19/25 20:44	NA
Ethylbenzene	EPA 8260D	ND		µg/L	1.00	1	08/19/25 20:44	NA
m+p-Xylene	EPA 8260D	ND		µg/L	2.00	1	08/19/25 20:44	NA
Methyl bromide (Bromomethane)	EPA 8260D	ND		µg/L	1.00	1	08/19/25 20:44	NA
Methyl chloride (Chloromethane)	EPA 8260D	ND		µg/L	5.00	1	08/19/25 20:44	NA
Methylene chloride (Dichloromethane)	EPA 8260D	ND		µg/L	5.00	1	08/19/25 20:44	NA
o-Xylene	EPA 8260D	ND		µg/L	1.00	1	08/19/25 20:44	NA
Styrene	EPA 8260D	ND		µg/L	1.00	1	08/19/25 20:44	NA

Analytical Report

Client:	WSP USA	**Work Order:**	HN2511497
Project:	Textron Rochester	**Date Collected:**	08/13/25 10:06
Matrix:	GROUNDWATER	**Date Received:**	08/15/25 08:00

CLIENT ID: ATR-MW27(75.4)-G081325 **Lab ID: HN2511497-035**

Analyte	Method	Results	Qual	Units	MRL	Dilution Factor	Date Analyzed	Date Extracted
Tetrachloroethylene (Perchloroethylene)	EPA 8260D	ND		µg/L	1.00	1	08/19/25 20:44	NA
Toluene	EPA 8260D	ND		µg/L	1.00	1	08/19/25 20:44	NA
Total Xylene	EPA 8260D	ND		µg/L	2.00	1	08/19/25 20:44	NA
trans-1,2-Dichloroethylene	EPA 8260D	ND		µg/L	1.00	1	08/19/25 20:44	NA
trans-1,3-Dichloropropylene	EPA 8260D	ND		µg/L	1.00	1	08/19/25 20:44	NA
Trichloroethene (Trichloroethylene)	EPA 8260D	**7.55**		µg/L	1.00	1	08/19/25 20:44	NA
Vinyl chloride (Chloroethene)	EPA 8260D	**2.92**		µg/L	1.00	1	08/19/25 20:44	NA
Surr: 1,2-Dichloroethane-d4	*EPA 8260D*	***106***		*%REC*	*80-120*	*1*	*08/19/25 20:44*	*NA*
Surr: 4-Bromofluorobenzene	*EPA 8260D*	***102***		*%REC*	*80-120*	*1*	*08/19/25 20:44*	*NA*
Surr: Dibromofluoromethane	*EPA 8260D*	***105***		*%REC*	*80-120*	*1*	*08/19/25 20:44*	*NA*
Surr: Toluene-d8	*EPA 8260D*	***101***		*%REC*	*80-120*	*1*	*08/19/25 20:44*	*NA*

Analytical Report

Client:	WSP USA	**Work Order:**	HN2511497
Project:	Textron Rochester	**Date Collected:**	08/13/25 08:50
Matrix:	GROUNDWATER	**Date Received:**	08/15/25 08:00

CLIENT ID: ATR-MW27(18)-G081325 **Lab ID: HN2511497-036**

Analyte	Method	Results	Qual	Units	MRL	Dilution Factor	Date Analyzed	Date Extracted
Volatile Organic Compounds by GC-MS								
1,1,1-Trichloroethane	EPA 8260D	ND		µg/L	1.00	1	08/19/25 21:07	NA
1,1,2,2-Tetrachloroethane	EPA 8260D	ND		µg/L	1.00	1	08/19/25 21:07	NA
1,1,2-Trichloroethane	EPA 8260D	ND		µg/L	1.00	1	08/19/25 21:07	NA
1,1-Dichloroethane	EPA 8260D	ND		µg/L	1.00	1	08/19/25 21:07	NA
1,1-Dichloroethylene	EPA 8260D	ND		µg/L	1.00	1	08/19/25 21:07	NA
1,2-Dichloroethane (Ethylene dichloride)	EPA 8260D	ND		µg/L	1.00	1	08/19/25 21:07	NA
1,2-Dichloropropane	EPA 8260D	ND		µg/L	1.00	1	08/19/25 21:07	NA
2-Butanone (Methyl ethyl ketone, MEK)	EPA 8260D	ND		µg/L	5.00	1	08/19/25 21:07	NA
2-Hexanone	EPA 8260D	ND		µg/L	5.00	1	08/19/25 21:07	NA
4-Methyl-2-pentanone (MIBK)	EPA 8260D	ND		µg/L	1.00	1	08/19/25 21:07	NA
Acetone	EPA 8260D	ND		µg/L	10.0	1	08/19/25 21:07	NA
Benzene	EPA 8260D	ND		µg/L	1.00	1	08/19/25 21:07	NA
Bromodichloromethane	EPA 8260D	ND		µg/L	1.00	1	08/19/25 21:07	NA
Bromoform	EPA 8260D	ND		µg/L	1.00	1	08/19/25 21:07	NA
Carbon disulfide	EPA 8260D	ND		µg/L	1.00	1	08/19/25 21:07	NA
Carbon tetrachloride	EPA 8260D	ND		µg/L	1.00	1	08/19/25 21:07	NA
Chlorobenzene	EPA 8260D	ND		µg/L	1.00	1	08/19/25 21:07	NA
Chlorodibromomethane	EPA 8260D	ND		µg/L	1.00	1	08/19/25 21:07	NA
Chloroethane (Ethyl chloride)	EPA 8260D	ND		µg/L	1.00	1	08/19/25 21:07	NA
Chloroform	EPA 8260D	ND		µg/L	1.00	1	08/19/25 21:07	NA
cis-1,2-Dichloroethylene	EPA 8260D	ND		µg/L	1.00	1	08/19/25 21:07	NA
cis-1,3-Dichloropropene	EPA 8260D	ND		µg/L	1.00	1	08/19/25 21:07	NA
Ethylbenzene	EPA 8260D	ND		µg/L	1.00	1	08/19/25 21:07	NA
m+p-Xylene	EPA 8260D	ND		µg/L	2.00	1	08/19/25 21:07	NA
Methyl bromide (Bromomethane)	EPA 8260D	ND		µg/L	1.00	1	08/19/25 21:07	NA
Methyl chloride (Chloromethane)	EPA 8260D	ND		µg/L	5.00	1	08/19/25 21:07	NA
Methylene chloride (Dichloromethane)	EPA 8260D	ND		µg/L	5.00	1	08/19/25 21:07	NA
o-Xylene	EPA 8260D	ND		µg/L	1.00	1	08/19/25 21:07	NA
Styrene	EPA 8260D	ND		µg/L	1.00	1	08/19/25 21:07	NA

Analytical Report

Client:	WSP USA	**Work Order:**	HN2511497
Project:	Textron Rochester	**Date Collected:**	08/13/25 08:50
Matrix:	GROUNDWATER	**Date Received:**	08/15/25 08:00

CLIENT ID: ATR-MW27(18)-G081325 **Lab ID: HN2511497-036**

Analyte	Method	Results	Qual	Units	MRL	Dilution Factor	Date Analyzed	Date Extracted
Tetrachloroethylene (Perchloroethylene)	EPA 8260D	ND		µg/L	1.00	1	08/19/25 21:07	NA
Toluene	EPA 8260D	ND		µg/L	1.00	1	08/19/25 21:07	NA
Total Xylene	EPA 8260D	ND		µg/L	2.00	1	08/19/25 21:07	NA
trans-1,2-Dichloroethylene	EPA 8260D	ND		µg/L	1.00	1	08/19/25 21:07	NA
trans-1,3-Dichloropropylene	EPA 8260D	ND		µg/L	1.00	1	08/19/25 21:07	NA
Trichloroethene (Trichloroethylene)	EPA 8260D	ND		µg/L	1.00	1	08/19/25 21:07	NA
Vinyl chloride (Chloroethene)	EPA 8260D	ND		µg/L	1.00	1	08/19/25 21:07	NA
Surr: 1,2-Dichloroethane-d4	*EPA 8260D*	***107***		*%REC*	*80-120*	*1*	*08/19/25 21:07*	*NA*
Surr: 4-Bromofluorobenzene	*EPA 8260D*	***100***		*%REC*	*80-120*	*1*	*08/19/25 21:07*	*NA*
Surr: Dibromofluoromethane	*EPA 8260D*	***104***		*%REC*	*80-120*	*1*	*08/19/25 21:07*	*NA*
Surr: Toluene-d8	*EPA 8260D*	***97.4***		*%REC*	*80-120*	*1*	*08/19/25 21:07*	*NA*

Analytical Report

Client:	WSP USA	**Work Order:**	HN2511497
Project:	Textron Rochester	**Date Collected:**	08/13/25 09:27
Matrix:	GROUNDWATER	**Date Received:**	08/15/25 08:00

CLIENT ID: ATR-MW27(53.05)-G081325 **Lab ID: HN2511497-037**

Analyte	Method	Results	Qual	Units	MRL	Dilution Factor	Date Analyzed	Date Extracted
Volatile Organic Compounds by GC-MS								
1,1,1-Trichloroethane	EPA 8260D	ND		µg/L	1.00	1	08/19/25 21:29	NA
1,1,2,2-Tetrachloroethane	EPA 8260D	ND		µg/L	1.00	1	08/19/25 21:29	NA
1,1,2-Trichloroethane	EPA 8260D	ND		µg/L	1.00	1	08/19/25 21:29	NA
1,1-Dichloroethane	EPA 8260D	ND		µg/L	1.00	1	08/19/25 21:29	NA
1,1-Dichloroethylene	EPA 8260D	ND		µg/L	1.00	1	08/19/25 21:29	NA
1,2-Dichloroethane (Ethylene dichloride)	EPA 8260D	ND		µg/L	1.00	1	08/19/25 21:29	NA
1,2-Dichloropropane	EPA 8260D	ND		µg/L	1.00	1	08/19/25 21:29	NA
2-Butanone (Methyl ethyl ketone, MEK)	EPA 8260D	ND		µg/L	5.00	1	08/19/25 21:29	NA
2-Hexanone	EPA 8260D	ND		µg/L	5.00	1	08/19/25 21:29	NA
4-Methyl-2-pentanone (MIBK)	EPA 8260D	ND		µg/L	1.00	1	08/19/25 21:29	NA
Acetone	EPA 8260D	ND		µg/L	10.0	1	08/19/25 21:29	NA
Benzene	EPA 8260D	ND		µg/L	1.00	1	08/19/25 21:29	NA
Bromodichloromethane	EPA 8260D	ND		µg/L	1.00	1	08/19/25 21:29	NA
Bromoform	EPA 8260D	ND		µg/L	1.00	1	08/19/25 21:29	NA
Carbon disulfide	EPA 8260D	ND		µg/L	1.00	1	08/19/25 21:29	NA
Carbon tetrachloride	EPA 8260D	ND		µg/L	1.00	1	08/19/25 21:29	NA
Chlorobenzene	EPA 8260D	ND		µg/L	1.00	1	08/19/25 21:29	NA
Chlorodibromomethane	EPA 8260D	ND		µg/L	1.00	1	08/19/25 21:29	NA
Chloroethane (Ethyl chloride)	EPA 8260D	ND		µg/L	1.00	1	08/19/25 21:29	NA
Chloroform	EPA 8260D	ND		µg/L	1.00	1	08/19/25 21:29	NA
cis-1,2-Dichloroethylene	EPA 8260D	ND		µg/L	1.00	1	08/19/25 21:29	NA
cis-1,3-Dichloropropene	EPA 8260D	ND		µg/L	1.00	1	08/19/25 21:29	NA
Ethylbenzene	EPA 8260D	ND		µg/L	1.00	1	08/19/25 21:29	NA
m+p-Xylene	EPA 8260D	ND		µg/L	2.00	1	08/19/25 21:29	NA
Methyl bromide (Bromomethane)	EPA 8260D	ND		µg/L	1.00	1	08/19/25 21:29	NA
Methyl chloride (Chloromethane)	EPA 8260D	ND		µg/L	5.00	1	08/19/25 21:29	NA
Methylene chloride (Dichloromethane)	EPA 8260D	ND		µg/L	5.00	1	08/19/25 21:29	NA
o-Xylene	EPA 8260D	ND		µg/L	1.00	1	08/19/25 21:29	NA
Styrene	EPA 8260D	ND		µg/L	1.00	1	08/19/25 21:29	NA

Analytical Report

Client:	WSP USA	**Work Order:**	HN2511497
Project:	Textron Rochester	**Date Collected:**	08/13/25 09:27
Matrix:	GROUNDWATER	**Date Received:**	08/15/25 08:00

CLIENT ID: ATR-MW27(53.05)-G081325 **Lab ID: HN2511497-037**

Analyte	Method	Results	Qual	Units	MRL	Dilution Factor	Date Analyzed	Date Extracted
Tetrachloroethylene (Perchloroethylene)	EPA 8260D	ND		µg/L	1.00	1	08/19/25 21:29	NA
Toluene	EPA 8260D	ND		µg/L	1.00	1	08/19/25 21:29	NA
Total Xylene	EPA 8260D	ND		µg/L	2.00	1	08/19/25 21:29	NA
trans-1,2-Dichloroethylene	EPA 8260D	ND		µg/L	1.00	1	08/19/25 21:29	NA
trans-1,3-Dichloropropylene	EPA 8260D	ND		µg/L	1.00	1	08/19/25 21:29	NA
Trichloroethene (Trichloroethylene)	EPA 8260D	**1.75**		µg/L	1.00	1	08/19/25 21:29	NA
Vinyl chloride (Chloroethene)	EPA 8260D	ND		µg/L	1.00	1	08/19/25 21:29	NA
Surr: 1,2-Dichloroethane-d4	*EPA 8260D*	***104***		*%REC*	*80-120*	*1*	*08/19/25 21:29*	*NA*
Surr: 4-Bromofluorobenzene	*EPA 8260D*	***96.4***		*%REC*	*80-120*	*1*	*08/19/25 21:29*	*NA*
Surr: Dibromofluoromethane	*EPA 8260D*	***103***		*%REC*	*80-120*	*1*	*08/19/25 21:29*	*NA*
Surr: Toluene-d8	*EPA 8260D*	***95.4***		*%REC*	*80-120*	*1*	*08/19/25 21:29*	*NA*

Analytical Report

Client:	WSP USA	**Work Order:**	HN2511497
Project:	Textron Rochester	**Date Collected:**	08/13/25 13:38
Matrix:	GROUNDWATER	**Date Received:**	08/15/25 08:00

CLIENT ID: ATR-FB001-081325 **Lab ID: HN2511497-038**

Analyte	Method	Results	Qual	Units	MRL	Dilution Factor	Date Analyzed	Date Extracted
Volatile Organic Compounds by GC-MS								
1,1,1-Trichloroethane	EPA 8260D	ND		µg/L	1.00	1	08/20/25 03:52	NA
1,1,2,2-Tetrachloroethane	EPA 8260D	ND		µg/L	1.00	1	08/20/25 03:52	NA
1,1,2-Trichloroethane	EPA 8260D	ND		µg/L	1.00	1	08/20/25 03:52	NA
1,1-Dichloroethane	EPA 8260D	ND		µg/L	1.00	1	08/20/25 03:52	NA
1,1-Dichloroethylene	EPA 8260D	ND		µg/L	1.00	1	08/20/25 03:52	NA
1,2-Dichloroethane (Ethylene dichloride)	EPA 8260D	ND		µg/L	1.00	1	08/20/25 03:52	NA
1,2-Dichloropropane	EPA 8260D	ND		µg/L	1.00	1	08/20/25 03:52	NA
2-Butanone (Methyl ethyl ketone, MEK)	EPA 8260D	ND		µg/L	5.00	1	08/20/25 03:52	NA
2-Hexanone	EPA 8260D	ND		µg/L	5.00	1	08/20/25 03:52	NA
4-Methyl-2-pentanone (MIBK)	EPA 8260D	ND		µg/L	1.00	1	08/20/25 03:52	NA
Acetone	EPA 8260D	ND		µg/L	10.0	1	08/20/25 03:52	NA
Benzene	EPA 8260D	ND		µg/L	1.00	1	08/20/25 03:52	NA
Bromodichloromethane	EPA 8260D	ND		µg/L	1.00	1	08/20/25 03:52	NA
Bromoform	EPA 8260D	ND		µg/L	1.00	1	08/20/25 03:52	NA
Carbon disulfide	EPA 8260D	ND		µg/L	1.00	1	08/20/25 03:52	NA
Carbon tetrachloride	EPA 8260D	ND		µg/L	1.00	1	08/20/25 03:52	NA
Chlorobenzene	EPA 8260D	ND		µg/L	1.00	1	08/20/25 03:52	NA
Chlorodibromomethane	EPA 8260D	ND		µg/L	1.00	1	08/20/25 03:52	NA
Chloroethane (Ethyl chloride)	EPA 8260D	ND		µg/L	1.00	1	08/20/25 03:52	NA
Chloroform	EPA 8260D	ND		µg/L	1.00	1	08/20/25 03:52	NA
cis-1,2-Dichloroethylene	EPA 8260D	ND		µg/L	1.00	1	08/20/25 03:52	NA
cis-1,3-Dichloropropene	EPA 8260D	ND		µg/L	1.00	1	08/20/25 03:52	NA
Ethylbenzene	EPA 8260D	ND		µg/L	1.00	1	08/20/25 03:52	NA
m+p-Xylene	EPA 8260D	ND		µg/L	2.00	1	08/20/25 03:52	NA
Methyl bromide (Bromomethane)	EPA 8260D	ND		µg/L	1.00	1	08/20/25 03:52	NA
Methyl chloride (Chloromethane)	EPA 8260D	ND		µg/L	5.00	1	08/20/25 03:52	NA
Methylene chloride (Dichloromethane)	EPA 8260D	ND		µg/L	5.00	1	08/20/25 03:52	NA
o-Xylene	EPA 8260D	ND		µg/L	1.00	1	08/20/25 03:52	NA
Styrene	EPA 8260D	ND		µg/L	1.00	1	08/20/25 03:52	NA

Analytical Report

Client:	WSP USA	**Work Order:**	HN2511497
Project:	Textron Rochester	**Date Collected:**	08/13/25 13:38
Matrix:	GROUNDWATER	**Date Received:**	08/15/25 08:00

CLIENT ID: ATR-FB001-081325 **Lab ID: HN2511497-038**

Analyte	Method	Results	Qual	Units	MRL	Dilution Factor	Date Analyzed	Date Extracted
Tetrachloroethylene (Perchloroethylene)	EPA 8260D	ND		µg/L	1.00	1	08/20/25 03:52	NA
Toluene	EPA 8260D	**3.09**		µg/L	1.00	1	08/20/25 03:52	NA
Total Xylene	EPA 8260D	ND		µg/L	2.00	1	08/20/25 03:52	NA
trans-1,2-Dichloroethylene	EPA 8260D	ND		µg/L	1.00	1	08/20/25 03:52	NA
trans-1,3-Dichloropropylene	EPA 8260D	ND		µg/L	1.00	1	08/20/25 03:52	NA
Trichloroethene (Trichloroethylene)	EPA 8260D	ND		µg/L	1.00	1	08/20/25 03:52	NA
Vinyl chloride (Chloroethene)	EPA 8260D	ND		µg/L	1.00	1	08/20/25 03:52	NA
Surr: 1,2-Dichloroethane-d4	*EPA 8260D*	***102***		*%REC*	*80-120*	*1*	*08/20/25 03:52*	*NA*
Surr: 4-Bromofluorobenzene	*EPA 8260D*	***99.4***		*%REC*	*80-120*	*1*	*08/20/25 03:52*	*NA*
Surr: Dibromofluoromethane	*EPA 8260D*	***99.2***		*%REC*	*80-120*	*1*	*08/20/25 03:52*	*NA*
Surr: Toluene-d8	*EPA 8260D*	***97.0***		*%REC*	*80-120*	*1*	*08/20/25 03:52*	*NA*

Analytical Report

Client:	WSP USA	**Work Order:**	HN2511497
Project:	Textron Rochester	**Date Collected:**	08/12/25 15:05
Matrix:	GROUNDWATER	**Date Received:**	08/15/25 08:00

CLIENT ID: ATR-MW31(98.5)-G081225 **Lab ID: HN2511497-039**

Analyte	Method	Results	Qual	Units	MRL	Dilution Factor	Date Analyzed	Date Extracted
Volatile Organic Compounds by GC-MS								
1,1,1-Trichloroethane	EPA 8260D	ND		µg/L	1.00	1	08/20/25 04:15	NA
1,1,2,2-Tetrachloroethane	EPA 8260D	ND		µg/L	1.00	1	08/20/25 04:15	NA
1,1,2-Trichloroethane	EPA 8260D	ND		µg/L	1.00	1	08/20/25 04:15	NA
1,1-Dichloroethane	EPA 8260D	ND		µg/L	1.00	1	08/20/25 04:15	NA
1,1-Dichloroethylene	EPA 8260D	ND		µg/L	1.00	1	08/20/25 04:15	NA
1,2-Dichloroethane (Ethylene dichloride)	EPA 8260D	ND		µg/L	1.00	1	08/20/25 04:15	NA
1,2-Dichloropropane	EPA 8260D	ND		µg/L	1.00	1	08/20/25 04:15	NA
2-Butanone (Methyl ethyl ketone, MEK)	EPA 8260D	ND		µg/L	5.00	1	08/20/25 04:15	NA
2-Hexanone	EPA 8260D	ND		µg/L	5.00	1	08/20/25 04:15	NA
4-Methyl-2-pentanone (MIBK)	EPA 8260D	ND		µg/L	1.00	1	08/20/25 04:15	NA
Acetone	EPA 8260D	ND		µg/L	10.0	1	08/20/25 04:15	NA
Benzene	EPA 8260D	ND		µg/L	1.00	1	08/20/25 04:15	NA
Bromodichloromethane	EPA 8260D	ND		µg/L	1.00	1	08/20/25 04:15	NA
Bromoform	EPA 8260D	ND		µg/L	1.00	1	08/20/25 04:15	NA
Carbon disulfide	EPA 8260D	ND		µg/L	1.00	1	08/20/25 04:15	NA
Carbon tetrachloride	EPA 8260D	ND		µg/L	1.00	1	08/20/25 04:15	NA
Chlorobenzene	EPA 8260D	ND		µg/L	1.00	1	08/20/25 04:15	NA
Chlorodibromomethane	EPA 8260D	ND		µg/L	1.00	1	08/20/25 04:15	NA
Chloroethane (Ethyl chloride)	EPA 8260D	ND		µg/L	1.00	1	08/20/25 04:15	NA
Chloroform	EPA 8260D	ND		µg/L	1.00	1	08/20/25 04:15	NA
cis-1,2-Dichloroethylene	EPA 8260D	ND		µg/L	1.00	1	08/20/25 04:15	NA
cis-1,3-Dichloropropene	EPA 8260D	ND		µg/L	1.00	1	08/20/25 04:15	NA
Ethylbenzene	EPA 8260D	ND		µg/L	1.00	1	08/20/25 04:15	NA
m+p-Xylene	EPA 8260D	ND		µg/L	2.00	1	08/20/25 04:15	NA
Methyl bromide (Bromomethane)	EPA 8260D	ND		µg/L	1.00	1	08/20/25 04:15	NA
Methyl chloride (Chloromethane)	EPA 8260D	ND		µg/L	5.00	1	08/20/25 04:15	NA
Methylene chloride (Dichloromethane)	EPA 8260D	ND		µg/L	5.00	1	08/20/25 04:15	NA
o-Xylene	EPA 8260D	ND		µg/L	1.00	1	08/20/25 04:15	NA
Styrene	EPA 8260D	ND		µg/L	1.00	1	08/20/25 04:15	NA

Analytical Report

Client:	WSP USA	**Work Order:**	HN2511497
Project:	Textron Rochester	**Date Collected:**	08/12/25 15:05
Matrix:	GROUNDWATER	**Date Received:**	08/15/25 08:00

CLIENT ID: ATR-MW31(98.5)-G081225 **Lab ID: HN2511497-039**

Analyte	Method	Results	Qual	Units	MRL	Dilution Factor	Date Analyzed	Date Extracted
Tetrachloroethylene (Perchloroethylene)	EPA 8260D	ND		µg/L	1.00	1	08/20/25 04:15	NA
Toluene	EPA 8260D	ND		µg/L	1.00	1	08/20/25 04:15	NA
Total Xylene	EPA 8260D	ND		µg/L	2.00	1	08/20/25 04:15	NA
trans-1,2-Dichloroethylene	EPA 8260D	ND		µg/L	1.00	1	08/20/25 04:15	NA
trans-1,3-Dichloropropylene	EPA 8260D	ND		µg/L	1.00	1	08/20/25 04:15	NA
Trichloroethene (Trichloroethylene)	EPA 8260D	ND		µg/L	1.00	1	08/20/25 04:15	NA
Vinyl chloride (Chloroethene)	EPA 8260D	**3.48**		µg/L	1.00	1	08/20/25 04:15	NA
Surr: 1,2-Dichloroethane-d4	*EPA 8260D*	***104***		*%REC*	*80-120*	*1*	*08/20/25 04:15*	*NA*
Surr: 4-Bromofluorobenzene	*EPA 8260D*	***98.6***		*%REC*	*80-120*	*1*	*08/20/25 04:15*	*NA*
Surr: Dibromofluoromethane	*EPA 8260D*	***105***		*%REC*	*80-120*	*1*	*08/20/25 04:15*	*NA*
Surr: Toluene-d8	*EPA 8260D*	***97.6***		*%REC*	*80-120*	*1*	*08/20/25 04:15*	*NA*

Analytical Report

Client:	WSP USA	**Work Order:**	HN2511497
Project:	Textron Rochester	**Date Collected:**	08/12/25 11:18
Matrix:	GROUNDWATER	**Date Received:**	08/15/25 08:00

CLIENT ID: ATR-MW51(25)-G081225 **Lab ID: HN2511497-040**

Analyte	Method	Results	Qual	Units	MRL	Dilution Factor	Date Analyzed	Date Extracted
Volatile Organic Compounds by GC-MS								
1,1,1-Trichloroethane	EPA 8260D	ND		µg/L	1.00	1	08/20/25 04:38	NA
1,1,2,2-Tetrachloroethane	EPA 8260D	ND		µg/L	1.00	1	08/20/25 04:38	NA
1,1,2-Trichloroethane	EPA 8260D	ND		µg/L	1.00	1	08/20/25 04:38	NA
1,1-Dichloroethane	EPA 8260D	ND		µg/L	1.00	1	08/20/25 04:38	NA
1,1-Dichloroethylene	EPA 8260D	ND		µg/L	1.00	1	08/20/25 04:38	NA
1,2-Dichloroethane (Ethylene dichloride)	EPA 8260D	ND		µg/L	1.00	1	08/20/25 04:38	NA
1,2-Dichloropropane	EPA 8260D	ND		µg/L	1.00	1	08/20/25 04:38	NA
2-Butanone (Methyl ethyl ketone, MEK)	EPA 8260D	ND		µg/L	5.00	1	08/20/25 04:38	NA
2-Hexanone	EPA 8260D	ND		µg/L	5.00	1	08/20/25 04:38	NA
4-Methyl-2-pentanone (MIBK)	EPA 8260D	ND		µg/L	1.00	1	08/20/25 04:38	NA
Acetone	EPA 8260D	ND		µg/L	10.0	1	08/20/25 04:38	NA
Benzene	EPA 8260D	ND		µg/L	1.00	1	08/20/25 04:38	NA
Bromodichloromethane	EPA 8260D	ND		µg/L	1.00	1	08/20/25 04:38	NA
Bromoform	EPA 8260D	ND		µg/L	1.00	1	08/20/25 04:38	NA
Carbon disulfide	EPA 8260D	ND		µg/L	1.00	1	08/20/25 04:38	NA
Carbon tetrachloride	EPA 8260D	ND		µg/L	1.00	1	08/20/25 04:38	NA
Chlorobenzene	EPA 8260D	ND		µg/L	1.00	1	08/20/25 04:38	NA
Chlorodibromomethane	EPA 8260D	ND		µg/L	1.00	1	08/20/25 04:38	NA
Chloroethane (Ethyl chloride)	EPA 8260D	ND		µg/L	1.00	1	08/20/25 04:38	NA
Chloroform	EPA 8260D	ND		µg/L	1.00	1	08/20/25 04:38	NA
cis-1,2-Dichloroethylene	EPA 8260D	ND		µg/L	1.00	1	08/20/25 04:38	NA
cis-1,3-Dichloropropene	EPA 8260D	ND		µg/L	1.00	1	08/20/25 04:38	NA
Ethylbenzene	EPA 8260D	ND		µg/L	1.00	1	08/20/25 04:38	NA
m+p-Xylene	EPA 8260D	ND		µg/L	2.00	1	08/20/25 04:38	NA
Methyl bromide (Bromomethane)	EPA 8260D	ND		µg/L	1.00	1	08/20/25 04:38	NA
Methyl chloride (Chloromethane)	EPA 8260D	ND		µg/L	5.00	1	08/20/25 04:38	NA
Methylene chloride (Dichloromethane)	EPA 8260D	ND		µg/L	5.00	1	08/20/25 04:38	NA
o-Xylene	EPA 8260D	ND		µg/L	1.00	1	08/20/25 04:38	NA
Styrene	EPA 8260D	ND		µg/L	1.00	1	08/20/25 04:38	NA

Analytical Report

Client:	WSP USA	**Work Order:**	HN2511497
Project:	Textron Rochester	**Date Collected:**	08/12/25 11:18
Matrix:	GROUNDWATER	**Date Received:**	08/15/25 08:00

CLIENT ID: ATR-MW51(25)-G081225 **Lab ID: HN2511497-040**

Analyte	Method	Results	Qual	Units	MRL	Dilution Factor	Date Analyzed	Date Extracted
Tetrachloroethylene (Perchloroethylene)	EPA 8260D	ND		µg/L	1.00	1	08/20/25 04:38	NA
Toluene	EPA 8260D	ND		µg/L	1.00	1	08/20/25 04:38	NA
Total Xylene	EPA 8260D	ND		µg/L	2.00	1	08/20/25 04:38	NA
trans-1,2-Dichloroethylene	EPA 8260D	ND		µg/L	1.00	1	08/20/25 04:38	NA
trans-1,3-Dichloropropylene	EPA 8260D	ND		µg/L	1.00	1	08/20/25 04:38	NA
Trichloroethene (Trichloroethylene)	EPA 8260D	ND		µg/L	1.00	1	08/20/25 04:38	NA
Vinyl chloride (Chloroethene)	EPA 8260D	ND		µg/L	1.00	1	08/20/25 04:38	NA
Surr: 1,2-Dichloroethane-d4	*EPA 8260D*	***102***		*%REC*	*80-120*	*1*	*08/20/25 04:38*	*NA*
Surr: 4-Bromofluorobenzene	*EPA 8260D*	***100***		*%REC*	*80-120*	*1*	*08/20/25 04:38*	*NA*
Surr: Dibromofluoromethane	*EPA 8260D*	***102***		*%REC*	*80-120*	*1*	*08/20/25 04:38*	*NA*
Surr: Toluene-d8	*EPA 8260D*	***96.5***		*%REC*	*80-120*	*1*	*08/20/25 04:38*	*NA*

Analytical Report

Client:	WSP USA	**Work Order:**	HN2511497
Project:	Textron Rochester	**Date Collected:**	08/12/25 09:33
Matrix:	GROUNDWATER	**Date Received:**	08/15/25 08:00

CLIENT ID: ATR-MW34(37)-G081225 **Lab ID: HN2511497-041**

Analyte	Method	Results	Qual	Units	MRL	Dilution Factor	Date Analyzed	Date Extracted
Volatile Organic Compounds by GC-MS								
1,1,1-Trichloroethane	EPA 8260D	ND		µg/L	1.00	1	08/20/25 05:00	NA
1,1,2,2-Tetrachloroethane	EPA 8260D	ND		µg/L	1.00	1	08/20/25 05:00	NA
1,1,2-Trichloroethane	EPA 8260D	ND		µg/L	1.00	1	08/20/25 05:00	NA
1,1-Dichloroethane	EPA 8260D	ND		µg/L	1.00	1	08/20/25 05:00	NA
1,1-Dichloroethylene	EPA 8260D	ND		µg/L	1.00	1	08/20/25 05:00	NA
1,2-Dichloroethane (Ethylene dichloride)	EPA 8260D	ND		µg/L	1.00	1	08/20/25 05:00	NA
1,2-Dichloropropane	EPA 8260D	ND		µg/L	1.00	1	08/20/25 05:00	NA
2-Butanone (Methyl ethyl ketone, MEK)	EPA 8260D	ND		µg/L	5.00	1	08/20/25 05:00	NA
2-Hexanone	EPA 8260D	ND		µg/L	5.00	1	08/20/25 05:00	NA
4-Methyl-2-pentanone (MIBK)	EPA 8260D	ND		µg/L	1.00	1	08/20/25 05:00	NA
Acetone	EPA 8260D	ND		µg/L	10.0	1	08/20/25 05:00	NA
Benzene	EPA 8260D	ND		µg/L	1.00	1	08/20/25 05:00	NA
Bromodichloromethane	EPA 8260D	ND		µg/L	1.00	1	08/20/25 05:00	NA
Bromoform	EPA 8260D	ND		µg/L	1.00	1	08/20/25 05:00	NA
Carbon disulfide	EPA 8260D	ND		µg/L	1.00	1	08/20/25 05:00	NA
Carbon tetrachloride	EPA 8260D	ND		µg/L	1.00	1	08/20/25 05:00	NA
Chlorobenzene	EPA 8260D	ND		µg/L	1.00	1	08/20/25 05:00	NA
Chlorodibromomethane	EPA 8260D	ND		µg/L	1.00	1	08/20/25 05:00	NA
Chloroethane (Ethyl chloride)	EPA 8260D	ND		µg/L	1.00	1	08/20/25 05:00	NA
Chloroform	EPA 8260D	ND		µg/L	1.00	1	08/20/25 05:00	NA
cis-1,2-Dichloroethylene	EPA 8260D	ND		µg/L	1.00	1	08/20/25 05:00	NA
cis-1,3-Dichloropropene	EPA 8260D	ND		µg/L	1.00	1	08/20/25 05:00	NA
Ethylbenzene	EPA 8260D	ND		µg/L	1.00	1	08/20/25 05:00	NA
m+p-Xylene	EPA 8260D	ND		µg/L	2.00	1	08/20/25 05:00	NA
Methyl bromide (Bromomethane)	EPA 8260D	ND		µg/L	1.00	1	08/20/25 05:00	NA
Methyl chloride (Chloromethane)	EPA 8260D	ND		µg/L	5.00	1	08/20/25 05:00	NA
Methylene chloride (Dichloromethane)	EPA 8260D	ND		µg/L	5.00	1	08/20/25 05:00	NA
o-Xylene	EPA 8260D	ND		µg/L	1.00	1	08/20/25 05:00	NA
Styrene	EPA 8260D	ND		µg/L	1.00	1	08/20/25 05:00	NA

Analytical Report

Client:	WSP USA	**Work Order:**	HN2511497
Project:	Textron Rochester	**Date Collected:**	08/12/25 09:33
Matrix:	GROUNDWATER	**Date Received:**	08/15/25 08:00

CLIENT ID: ATR-MW34(37)-G081225 **Lab ID: HN2511497-041**

Analyte	Method	Results	Qual	Units	MRL	Dilution Factor	Date Analyzed	Date Extracted
Tetrachloroethylene (Perchloroethylene)	EPA 8260D	ND		µg/L	1.00	1	08/20/25 05:00	NA
Toluene	EPA 8260D	ND		µg/L	1.00	1	08/20/25 05:00	NA
Total Xylene	EPA 8260D	ND		µg/L	2.00	1	08/20/25 05:00	NA
trans-1,2-Dichloroethylene	EPA 8260D	ND		µg/L	1.00	1	08/20/25 05:00	NA
trans-1,3-Dichloropropylene	EPA 8260D	ND		µg/L	1.00	1	08/20/25 05:00	NA
Trichloroethene (Trichloroethylene)	EPA 8260D	ND		µg/L	1.00	1	08/20/25 05:00	NA
Vinyl chloride (Chloroethene)	EPA 8260D	ND		µg/L	1.00	1	08/20/25 05:00	NA
Surr: 1,2-Dichloroethane-d4	*EPA 8260D*	***101***		*%REC*	*80-120*	*1*	*08/20/25 05:00*	*NA*
Surr: 4-Bromofluorobenzene	*EPA 8260D*	***95.4***		*%REC*	*80-120*	*1*	*08/20/25 05:00*	*NA*
Surr: Dibromofluoromethane	*EPA 8260D*	***103***		*%REC*	*80-120*	*1*	*08/20/25 05:00*	*NA*
Surr: Toluene-d8	*EPA 8260D*	***96.6***		*%REC*	*80-120*	*1*	*08/20/25 05:00*	*NA*

Analytical Report

Client:	WSP USA	**Work Order:**	HN2511497
Project:	Textron Rochester	**Date Collected:**	08/11/25 14:25
Matrix:	GROUNDWATER	**Date Received:**	08/15/25 08:00

CLIENT ID: ATR-MW37(23.3)-G081125 **Lab ID: HN2511497-042**

Analyte	Method	Results	Qual	Units	MRL	Dilution Factor	Date Analyzed	Date Extracted
Volatile Organic Compounds by GC-MS								
1,1,1-Trichloroethane	EPA 8260D	ND		µg/L	1.00	1	08/20/25 05:23	NA
1,1,2,2-Tetrachloroethane	EPA 8260D	ND		µg/L	1.00	1	08/20/25 05:23	NA
1,1,2-Trichloroethane	EPA 8260D	ND		µg/L	1.00	1	08/20/25 05:23	NA
1,1-Dichloroethane	EPA 8260D	ND		µg/L	1.00	1	08/20/25 05:23	NA
1,1-Dichloroethylene	EPA 8260D	ND		µg/L	1.00	1	08/20/25 05:23	NA
1,2-Dichloroethane (Ethylene dichloride)	EPA 8260D	ND		µg/L	1.00	1	08/20/25 05:23	NA
1,2-Dichloropropane	EPA 8260D	ND		µg/L	1.00	1	08/20/25 05:23	NA
2-Butanone (Methyl ethyl ketone, MEK)	EPA 8260D	ND		µg/L	5.00	1	08/20/25 05:23	NA
2-Hexanone	EPA 8260D	ND		µg/L	5.00	1	08/20/25 05:23	NA
4-Methyl-2-pentanone (MIBK)	EPA 8260D	ND		µg/L	1.00	1	08/20/25 05:23	NA
Acetone	EPA 8260D	ND		µg/L	10.0	1	08/20/25 05:23	NA
Benzene	EPA 8260D	ND		µg/L	1.00	1	08/20/25 05:23	NA
Bromodichloromethane	EPA 8260D	ND		µg/L	1.00	1	08/20/25 05:23	NA
Bromoform	EPA 8260D	ND		µg/L	1.00	1	08/20/25 05:23	NA
Carbon disulfide	EPA 8260D	ND		µg/L	1.00	1	08/20/25 05:23	NA
Carbon tetrachloride	EPA 8260D	ND		µg/L	1.00	1	08/20/25 05:23	NA
Chlorobenzene	EPA 8260D	ND		µg/L	1.00	1	08/20/25 05:23	NA
Chlorodibromomethane	EPA 8260D	ND		µg/L	1.00	1	08/20/25 05:23	NA
Chloroethane (Ethyl chloride)	EPA 8260D	ND		µg/L	1.00	1	08/20/25 05:23	NA
Chloroform	EPA 8260D	ND		µg/L	1.00	1	08/20/25 05:23	NA
cis-1,2-Dichloroethylene	EPA 8260D	ND		µg/L	1.00	1	08/20/25 05:23	NA
cis-1,3-Dichloropropene	EPA 8260D	ND		µg/L	1.00	1	08/20/25 05:23	NA
Ethylbenzene	EPA 8260D	ND		µg/L	1.00	1	08/20/25 05:23	NA
m+p-Xylene	EPA 8260D	ND		µg/L	2.00	1	08/20/25 05:23	NA
Methyl bromide (Bromomethane)	EPA 8260D	ND		µg/L	1.00	1	08/20/25 05:23	NA
Methyl chloride (Chloromethane)	EPA 8260D	ND		µg/L	5.00	1	08/20/25 05:23	NA
Methylene chloride (Dichloromethane)	EPA 8260D	ND		µg/L	5.00	1	08/20/25 05:23	NA
o-Xylene	EPA 8260D	ND		µg/L	1.00	1	08/20/25 05:23	NA
Styrene	EPA 8260D	ND		µg/L	1.00	1	08/20/25 05:23	NA

Analytical Report

Client:	WSP USA	**Work Order:**	HN2511497
Project:	Textron Rochester	**Date Collected:**	08/11/25 14:25
Matrix:	GROUNDWATER	**Date Received:**	08/15/25 08:00

CLIENT ID: ATR-MW37(23.3)-G081125 **Lab ID: HN2511497-042**

Analyte	Method	Results	Qual	Units	MRL	Dilution Factor	Date Analyzed	Date Extracted
Tetrachloroethylene (Perchloroethylene)	EPA 8260D	ND		µg/L	1.00	1	08/20/25 05:23	NA
Toluene	EPA 8260D	ND		µg/L	1.00	1	08/20/25 05:23	NA
Total Xylene	EPA 8260D	ND		µg/L	2.00	1	08/20/25 05:23	NA
trans-1,2-Dichloroethylene	EPA 8260D	ND		µg/L	1.00	1	08/20/25 05:23	NA
trans-1,3-Dichloropropylene	EPA 8260D	ND		µg/L	1.00	1	08/20/25 05:23	NA
Trichloroethene (Trichloroethylene)	EPA 8260D	ND		µg/L	1.00	1	08/20/25 05:23	NA
Vinyl chloride (Chloroethene)	EPA 8260D	ND		µg/L	1.00	1	08/20/25 05:23	NA
Surr: 1,2-Dichloroethane-d4	*EPA 8260D*	***99.7***		*%REC*	*80-120*	*1*	*08/20/25 05:23*	*NA*
Surr: 4-Bromofluorobenzene	*EPA 8260D*	***98.9***		*%REC*	*80-120*	*1*	*08/20/25 05:23*	*NA*
Surr: Dibromofluoromethane	*EPA 8260D*	***104***		*%REC*	*80-120*	*1*	*08/20/25 05:23*	*NA*
Surr: Toluene-d8	*EPA 8260D*	***96.2***		*%REC*	*80-120*	*1*	*08/20/25 05:23*	*NA*

Analytical Report

Client:	WSP USA	**Work Order:**	HN2511497
Project:	Textron Rochester	**Date Collected:**	08/11/25 15:40
Matrix:	GROUNDWATER	**Date Received:**	08/15/25 08:00

CLIENT ID: ATR-MW37(70)-G081125 **Lab ID: HN2511497-043**

Analyte	Method	Results	Qual	Units	MRL	Dilution Factor	Date Analyzed	Date Extracted
Volatile Organic Compounds by GC-MS								
1,1,1-Trichloroethane	EPA 8260D	ND		µg/L	1.00	1	08/20/25 05:46	NA
1,1,2,2-Tetrachloroethane	EPA 8260D	ND		µg/L	1.00	1	08/20/25 05:46	NA
1,1,2-Trichloroethane	EPA 8260D	ND		µg/L	1.00	1	08/20/25 05:46	NA
1,1-Dichloroethane	EPA 8260D	ND		µg/L	1.00	1	08/20/25 05:46	NA
1,1-Dichloroethylene	EPA 8260D	ND		µg/L	1.00	1	08/20/25 05:46	NA
1,2-Dichloroethane (Ethylene dichloride)	EPA 8260D	ND		µg/L	1.00	1	08/20/25 05:46	NA
1,2-Dichloropropane	EPA 8260D	ND		µg/L	1.00	1	08/20/25 05:46	NA
2-Butanone (Methyl ethyl ketone, MEK)	EPA 8260D	ND		µg/L	5.00	1	08/20/25 05:46	NA
2-Hexanone	EPA 8260D	ND		µg/L	5.00	1	08/20/25 05:46	NA
4-Methyl-2-pentanone (MIBK)	EPA 8260D	ND		µg/L	1.00	1	08/20/25 05:46	NA
Acetone	EPA 8260D	ND		µg/L	10.0	1	08/20/25 05:46	NA
Benzene	EPA 8260D	ND		µg/L	1.00	1	08/20/25 05:46	NA
Bromodichloromethane	EPA 8260D	ND		µg/L	1.00	1	08/20/25 05:46	NA
Bromoform	EPA 8260D	ND		µg/L	1.00	1	08/20/25 05:46	NA
Carbon disulfide	EPA 8260D	ND		µg/L	1.00	1	08/20/25 05:46	NA
Carbon tetrachloride	EPA 8260D	ND		µg/L	1.00	1	08/20/25 05:46	NA
Chlorobenzene	EPA 8260D	ND		µg/L	1.00	1	08/20/25 05:46	NA
Chlorodibromomethane	EPA 8260D	ND		µg/L	1.00	1	08/20/25 05:46	NA
Chloroethane (Ethyl chloride)	EPA 8260D	ND		µg/L	1.00	1	08/20/25 05:46	NA
Chloroform	EPA 8260D	ND		µg/L	1.00	1	08/20/25 05:46	NA
cis-1,2-Dichloroethylene	EPA 8260D	ND		µg/L	1.00	1	08/20/25 05:46	NA
cis-1,3-Dichloropropene	EPA 8260D	ND		µg/L	1.00	1	08/20/25 05:46	NA
Ethylbenzene	EPA 8260D	ND		µg/L	1.00	1	08/20/25 05:46	NA
m+p-Xylene	EPA 8260D	ND		µg/L	2.00	1	08/20/25 05:46	NA
Methyl bromide (Bromomethane)	EPA 8260D	ND		µg/L	1.00	1	08/20/25 05:46	NA
Methyl chloride (Chloromethane)	EPA 8260D	ND		µg/L	5.00	1	08/20/25 05:46	NA
Methylene chloride (Dichloromethane)	EPA 8260D	ND		µg/L	5.00	1	08/20/25 05:46	NA
o-Xylene	EPA 8260D	ND		µg/L	1.00	1	08/20/25 05:46	NA
Styrene	EPA 8260D	ND		µg/L	1.00	1	08/20/25 05:46	NA

Analytical Report

Client:	WSP USA	**Work Order:**	HN2511497
Project:	Textron Rochester	**Date Collected:**	08/11/25 15:40
Matrix:	GROUNDWATER	**Date Received:**	08/15/25 08:00

CLIENT ID: ATR-MW37(70)-G081125 **Lab ID: HN2511497-043**

Analyte	Method	Results	Qual	Units	MRL	Dilution Factor	Date Analyzed	Date Extracted
Tetrachloroethylene (Perchloroethylene)	EPA 8260D	ND		µg/L	1.00	1	08/20/25 05:46	NA
Toluene	EPA 8260D	ND		µg/L	1.00	1	08/20/25 05:46	NA
Total Xylene	EPA 8260D	ND		µg/L	2.00	1	08/20/25 05:46	NA
trans-1,2-Dichloroethylene	EPA 8260D	ND		µg/L	1.00	1	08/20/25 05:46	NA
trans-1,3-Dichloropropylene	EPA 8260D	ND		µg/L	1.00	1	08/20/25 05:46	NA
Trichloroethene (Trichloroethylene)	EPA 8260D	**1.26**		µg/L	1.00	1	08/20/25 05:46	NA
Vinyl chloride (Chloroethene)	EPA 8260D	ND		µg/L	1.00	1	08/20/25 05:46	NA
Surr: 1,2-Dichloroethane-d4	*EPA 8260D*	***102***		*%REC*	*80-120*	*1*	*08/20/25 05:46*	*NA*
Surr: 4-Bromofluorobenzene	*EPA 8260D*	***106***		*%REC*	*80-120*	*1*	*08/20/25 05:46*	*NA*
Surr: Dibromofluoromethane	*EPA 8260D*	***104***		*%REC*	*80-120*	*1*	*08/20/25 05:46*	*NA*
Surr: Toluene-d8	*EPA 8260D*	***100***		*%REC*	*80-120*	*1*	*08/20/25 05:46*	*NA*

Analytical Report

Client:	WSP USA	**Work Order:**	HN2511497
Project:	Textron Rochester	**Date Collected:**	08/12/25 14:26
Matrix:	GROUNDWATER	**Date Received:**	08/15/25 08:00

CLIENT ID: ATR-MW31(55.5)-G081225 **Lab ID: HN2511497-044**

Analyte	Method	Results	Qual	Units	MRL	Dilution Factor	Date Analyzed	Date Extracted
Volatile Organic Compounds by GC-MS								
1,1,1-Trichloroethane	EPA 8260D	ND		µg/L	1.00	1	08/20/25 06:09	NA
1,1,2,2-Tetrachloroethane	EPA 8260D	ND		µg/L	1.00	1	08/20/25 06:09	NA
1,1,2-Trichloroethane	EPA 8260D	ND		µg/L	1.00	1	08/20/25 06:09	NA
1,1-Dichloroethane	EPA 8260D	ND		µg/L	1.00	1	08/20/25 06:09	NA
1,1-Dichloroethylene	EPA 8260D	ND		µg/L	1.00	1	08/20/25 06:09	NA
1,2-Dichloroethane (Ethylene dichloride)	EPA 8260D	ND		µg/L	1.00	1	08/20/25 06:09	NA
1,2-Dichloropropane	EPA 8260D	ND		µg/L	1.00	1	08/20/25 06:09	NA
2-Butanone (Methyl ethyl ketone, MEK)	EPA 8260D	ND		µg/L	5.00	1	08/20/25 06:09	NA
2-Hexanone	EPA 8260D	ND		µg/L	5.00	1	08/20/25 06:09	NA
4-Methyl-2-pentanone (MIBK)	EPA 8260D	ND		µg/L	1.00	1	08/20/25 06:09	NA
Acetone	EPA 8260D	ND		µg/L	10.0	1	08/20/25 06:09	NA
Benzene	EPA 8260D	ND		µg/L	1.00	1	08/20/25 06:09	NA
Bromodichloromethane	EPA 8260D	ND		µg/L	1.00	1	08/20/25 06:09	NA
Bromoform	EPA 8260D	ND		µg/L	1.00	1	08/20/25 06:09	NA
Carbon disulfide	EPA 8260D	ND		µg/L	1.00	1	08/20/25 06:09	NA
Carbon tetrachloride	EPA 8260D	ND		µg/L	1.00	1	08/20/25 06:09	NA
Chlorobenzene	EPA 8260D	ND		µg/L	1.00	1	08/20/25 06:09	NA
Chlorodibromomethane	EPA 8260D	ND		µg/L	1.00	1	08/20/25 06:09	NA
Chloroethane (Ethyl chloride)	EPA 8260D	ND		µg/L	1.00	1	08/20/25 06:09	NA
Chloroform	EPA 8260D	ND		µg/L	1.00	1	08/20/25 06:09	NA
cis-1,2-Dichloroethylene	EPA 8260D	ND		µg/L	1.00	1	08/20/25 06:09	NA
cis-1,3-Dichloropropene	EPA 8260D	ND		µg/L	1.00	1	08/20/25 06:09	NA
Ethylbenzene	EPA 8260D	ND		µg/L	1.00	1	08/20/25 06:09	NA
m+p-Xylene	EPA 8260D	ND		µg/L	2.00	1	08/20/25 06:09	NA
Methyl bromide (Bromomethane)	EPA 8260D	ND		µg/L	1.00	1	08/20/25 06:09	NA
Methyl chloride (Chloromethane)	EPA 8260D	ND		µg/L	5.00	1	08/20/25 06:09	NA
Methylene chloride (Dichloromethane)	EPA 8260D	ND		µg/L	5.00	1	08/20/25 06:09	NA
o-Xylene	EPA 8260D	ND		µg/L	1.00	1	08/20/25 06:09	NA
Styrene	EPA 8260D	ND		µg/L	1.00	1	08/20/25 06:09	NA

Analytical Report

Client:	WSP USA	**Work Order:**	HN2511497
Project:	Textron Rochester	**Date Collected:**	08/12/25 14:26
Matrix:	GROUNDWATER	**Date Received:**	08/15/25 08:00

CLIENT ID: ATR-MW31(55.5)-G081225 **Lab ID: HN2511497-044**

Analyte	Method	Results	Qual	Units	MRL	Dilution Factor	Date Analyzed	Date Extracted
Tetrachloroethylene (Perchloroethylene)	EPA 8260D	ND		µg/L	1.00	1	08/20/25 06:09	NA
Toluene	EPA 8260D	ND		µg/L	1.00	1	08/20/25 06:09	NA
Total Xylene	EPA 8260D	ND		µg/L	2.00	1	08/20/25 06:09	NA
trans-1,2-Dichloroethylene	EPA 8260D	ND		µg/L	1.00	1	08/20/25 06:09	NA
trans-1,3-Dichloropropylene	EPA 8260D	ND		µg/L	1.00	1	08/20/25 06:09	NA
Trichloroethene (Trichloroethylene)	EPA 8260D	ND		µg/L	1.00	1	08/20/25 06:09	NA
Vinyl chloride (Chloroethene)	EPA 8260D	ND		µg/L	1.00	1	08/20/25 06:09	NA
Surr: 1,2-Dichloroethane-d4	*EPA 8260D*	***103***		*%REC*	*80-120*	*1*	*08/20/25 06:09*	*NA*
Surr: 4-Bromofluorobenzene	*EPA 8260D*	***104***		*%REC*	*80-120*	*1*	*08/20/25 06:09*	*NA*
Surr: Dibromofluoromethane	*EPA 8260D*	***104***		*%REC*	*80-120*	*1*	*08/20/25 06:09*	*NA*
Surr: Toluene-d8	*EPA 8260D*	***98.4***		*%REC*	*80-120*	*1*	*08/20/25 06:09*	*NA*

Analytical Report

Client:	WSP USA	**Work Order:**	HN2511497
Project:	Textron Rochester	**Date Collected:**	08/12/25 12:00
Matrix:	GROUNDWATER	**Date Received:**	08/15/25 08:00

CLIENT ID: ATR-MW29(103.3)-G081225 **Lab ID: HN2511497-045**

Analyte	Method	Results	Qual	Units	MRL	Dilution Factor	Date Analyzed	Date Extracted
Volatile Organic Compounds by GC-MS								
1,1,1-Trichloroethane	EPA 8260D	ND		µg/L	1.00	1	08/20/25 06:32	NA
1,1,2,2-Tetrachloroethane	EPA 8260D	ND		µg/L	1.00	1	08/20/25 06:32	NA
1,1,2-Trichloroethane	EPA 8260D	ND		µg/L	1.00	1	08/20/25 06:32	NA
1,1-Dichloroethane	EPA 8260D	ND		µg/L	1.00	1	08/20/25 06:32	NA
1,1-Dichloroethylene	EPA 8260D	ND		µg/L	1.00	1	08/20/25 06:32	NA
1,2-Dichloroethane (Ethylene dichloride)	EPA 8260D	ND		µg/L	1.00	1	08/20/25 06:32	NA
1,2-Dichloropropane	EPA 8260D	ND		µg/L	1.00	1	08/20/25 06:32	NA
2-Butanone (Methyl ethyl ketone, MEK)	EPA 8260D	ND		µg/L	5.00	1	08/20/25 06:32	NA
2-Hexanone	EPA 8260D	ND		µg/L	5.00	1	08/20/25 06:32	NA
4-Methyl-2-pentanone (MIBK)	EPA 8260D	ND		µg/L	1.00	1	08/20/25 06:32	NA
Acetone	EPA 8260D	ND		µg/L	10.0	1	08/20/25 06:32	NA
Benzene	EPA 8260D	ND		µg/L	1.00	1	08/20/25 06:32	NA
Bromodichloromethane	EPA 8260D	ND		µg/L	1.00	1	08/20/25 06:32	NA
Bromoform	EPA 8260D	ND		µg/L	1.00	1	08/20/25 06:32	NA
Carbon disulfide	EPA 8260D	ND		µg/L	1.00	1	08/20/25 06:32	NA
Carbon tetrachloride	EPA 8260D	ND		µg/L	1.00	1	08/20/25 06:32	NA
Chlorobenzene	EPA 8260D	ND		µg/L	1.00	1	08/20/25 06:32	NA
Chlorodibromomethane	EPA 8260D	ND		µg/L	1.00	1	08/20/25 06:32	NA
Chloroethane (Ethyl chloride)	EPA 8260D	ND		µg/L	1.00	1	08/20/25 06:32	NA
Chloroform	EPA 8260D	ND		µg/L	1.00	1	08/20/25 06:32	NA
cis-1,2-Dichloroethylene	EPA 8260D	ND		µg/L	1.00	1	08/20/25 06:32	NA
cis-1,3-Dichloropropene	EPA 8260D	ND		µg/L	1.00	1	08/20/25 06:32	NA
Ethylbenzene	EPA 8260D	ND		µg/L	1.00	1	08/20/25 06:32	NA
m+p-Xylene	EPA 8260D	ND		µg/L	2.00	1	08/20/25 06:32	NA
Methyl bromide (Bromomethane)	EPA 8260D	ND		µg/L	1.00	1	08/20/25 06:32	NA
Methyl chloride (Chloromethane)	EPA 8260D	ND		µg/L	5.00	1	08/20/25 06:32	NA
Methylene chloride (Dichloromethane)	EPA 8260D	ND		µg/L	5.00	1	08/20/25 06:32	NA
o-Xylene	EPA 8260D	ND		µg/L	1.00	1	08/20/25 06:32	NA
Styrene	EPA 8260D	ND		µg/L	1.00	1	08/20/25 06:32	NA

Analytical Report

Client:	WSP USA	**Work Order:**	HN2511497
Project:	Textron Rochester	**Date Collected:**	08/12/25 12:00
Matrix:	GROUNDWATER	**Date Received:**	08/15/25 08:00

CLIENT ID: ATR-MW29(103.3)-G081225 **Lab ID: HN2511497-045**

Analyte	Method	Results	Qual	Units	MRL	Dilution Factor	Date Analyzed	Date Extracted
Tetrachloroethylene (Perchloroethylene)	EPA 8260D	ND		µg/L	1.00	1	08/20/25 06:32	NA
Toluene	EPA 8260D	ND		µg/L	1.00	1	08/20/25 06:32	NA
Total Xylene	EPA 8260D	ND		µg/L	2.00	1	08/20/25 06:32	NA
trans-1,2-Dichloroethylene	EPA 8260D	ND		µg/L	1.00	1	08/20/25 06:32	NA
trans-1,3-Dichloropropylene	EPA 8260D	ND		µg/L	1.00	1	08/20/25 06:32	NA
Trichloroethene (Trichloroethylene)	EPA 8260D	ND		µg/L	1.00	1	08/20/25 06:32	NA
Vinyl chloride (Chloroethene)	EPA 8260D	ND		µg/L	1.00	1	08/20/25 06:32	NA
Surr: 1,2-Dichloroethane-d4	*EPA 8260D*	***105***		*%REC*	*80-120*	*1*	*08/20/25 06:32*	*NA*
Surr: 4-Bromofluorobenzene	*EPA 8260D*	***101***		*%REC*	*80-120*	*1*	*08/20/25 06:32*	*NA*
Surr: Dibromofluoromethane	*EPA 8260D*	***105***		*%REC*	*80-120*	*1*	*08/20/25 06:32*	*NA*
Surr: Toluene-d8	*EPA 8260D*	***95.8***		*%REC*	*80-120*	*1*	*08/20/25 06:32*	*NA*

Analytical Report

Client:	WSP USA	**Work Order:**	HN2511497
Project:	Textron Rochester	**Date Collected:**	08/12/25 15:05
Matrix:	GROUNDWATER	**Date Received:**	08/15/25 08:00

CLIENT ID: ATR-MW31(98.5)-G081225-R **Lab ID: HN2511497-046**

Analyte	Method	Results	Qual	Units	MRL	Dilution Factor	Date Analyzed	Date Extracted
Volatile Organic Compounds by GC-MS								
1,1,1-Trichloroethane	EPA 8260D	ND		µg/L	1.00	1	08/20/25 06:54	NA
1,1,2,2-Tetrachloroethane	EPA 8260D	ND		µg/L	1.00	1	08/20/25 06:54	NA
1,1,2-Trichloroethane	EPA 8260D	ND		µg/L	1.00	1	08/20/25 06:54	NA
1,1-Dichloroethane	EPA 8260D	ND		µg/L	1.00	1	08/20/25 06:54	NA
1,1-Dichloroethylene	EPA 8260D	ND		µg/L	1.00	1	08/20/25 06:54	NA
1,2-Dichloroethane (Ethylene dichloride)	EPA 8260D	ND		µg/L	1.00	1	08/20/25 06:54	NA
1,2-Dichloropropane	EPA 8260D	ND		µg/L	1.00	1	08/20/25 06:54	NA
2-Butanone (Methyl ethyl ketone, MEK)	EPA 8260D	ND		µg/L	5.00	1	08/20/25 06:54	NA
2-Hexanone	EPA 8260D	ND		µg/L	5.00	1	08/20/25 06:54	NA
4-Methyl-2-pentanone (MIBK)	EPA 8260D	ND		µg/L	1.00	1	08/20/25 06:54	NA
Acetone	EPA 8260D	ND		µg/L	10.0	1	08/20/25 06:54	NA
Benzene	EPA 8260D	ND		µg/L	1.00	1	08/20/25 06:54	NA
Bromodichloromethane	EPA 8260D	ND		µg/L	1.00	1	08/20/25 06:54	NA
Bromoform	EPA 8260D	ND		µg/L	1.00	1	08/20/25 06:54	NA
Carbon disulfide	EPA 8260D	ND		µg/L	1.00	1	08/20/25 06:54	NA
Carbon tetrachloride	EPA 8260D	ND		µg/L	1.00	1	08/20/25 06:54	NA
Chlorobenzene	EPA 8260D	ND		µg/L	1.00	1	08/20/25 06:54	NA
Chlorodibromomethane	EPA 8260D	ND		µg/L	1.00	1	08/20/25 06:54	NA
Chloroethane (Ethyl chloride)	EPA 8260D	ND		µg/L	1.00	1	08/20/25 06:54	NA
Chloroform	EPA 8260D	ND		µg/L	1.00	1	08/20/25 06:54	NA
cis-1,2-Dichloroethylene	EPA 8260D	ND		µg/L	1.00	1	08/20/25 06:54	NA
cis-1,3-Dichloropropene	EPA 8260D	ND		µg/L	1.00	1	08/20/25 06:54	NA
Ethylbenzene	EPA 8260D	ND		µg/L	1.00	1	08/20/25 06:54	NA
m+p-Xylene	EPA 8260D	ND		µg/L	2.00	1	08/20/25 06:54	NA
Methyl bromide (Bromomethane)	EPA 8260D	ND		µg/L	1.00	1	08/20/25 06:54	NA
Methyl chloride (Chloromethane)	EPA 8260D	ND		µg/L	5.00	1	08/20/25 06:54	NA
Methylene chloride (Dichloromethane)	EPA 8260D	ND		µg/L	5.00	1	08/20/25 06:54	NA
o-Xylene	EPA 8260D	ND		µg/L	1.00	1	08/20/25 06:54	NA
Styrene	EPA 8260D	ND		µg/L	1.00	1	08/20/25 06:54	NA

Analytical Report

Client:	WSP USA	**Work Order:**	HN2511497
Project:	Textron Rochester	**Date Collected:**	08/12/25 15:05
Matrix:	GROUNDWATER	**Date Received:**	08/15/25 08:00

CLIENT ID: ATR-MW31(98.5)-G081225-R **Lab ID: HN2511497-046**

Analyte	Method	Results	Qual	Units	MRL	Dilution Factor	Date Analyzed	Date Extracted
Tetrachloroethylene (Perchloroethylene)	EPA 8260D	ND		µg/L	1.00	1	08/20/25 06:54	NA
Toluene	EPA 8260D	ND		µg/L	1.00	1	08/20/25 06:54	NA
Total Xylene	EPA 8260D	ND		µg/L	2.00	1	08/20/25 06:54	NA
trans-1,2-Dichloroethylene	EPA 8260D	ND		µg/L	1.00	1	08/20/25 06:54	NA
trans-1,3-Dichloropropylene	EPA 8260D	ND		µg/L	1.00	1	08/20/25 06:54	NA
Trichloroethene (Trichloroethylene)	EPA 8260D	ND		µg/L	1.00	1	08/20/25 06:54	NA
Vinyl chloride (Chloroethene)	EPA 8260D	ND		µg/L	10.0	10	08/21/25 14:37	NA
Surr: 1,2-Dichloroethane-d4	*EPA 8260D*	***107***		*%REC*	*80-120*	*1*	*08/20/25 06:54*	*NA*
Surr: 4-Bromofluorobenzene	*EPA 8260D*	***97.6***		*%REC*	*80-120*	*1*	*08/20/25 06:54*	*NA*
Surr: Dibromofluoromethane	*EPA 8260D*	***104***		*%REC*	*80-120*	*1*	*08/20/25 06:54*	*NA*
Surr: Toluene-d8	*EPA 8260D*	***97.8***		*%REC*	*80-120*	*1*	*08/20/25 06:54*	*NA*

Analytical Report

Client:	WSP USA	**Work Order:**	HN2511497
Project:	Textron Rochester	**Date Collected:**	08/11/25 18:08
Matrix:	GROUNDWATER	**Date Received:**	08/15/25 08:00

CLIENT ID: ATR-MW39(29.3)-G081125 **Lab ID: HN2511497-047**

Analyte	Method	Results	Qual	Units	MRL	Dilution Factor	Date Analyzed	Date Extracted
Volatile Organic Compounds by GC-MS								
1,1,1-Trichloroethane	EPA 8260D	ND		µg/L	1.00	1	08/20/25 07:18	NA
1,1,2,2-Tetrachloroethane	EPA 8260D	ND		µg/L	1.00	1	08/20/25 07:18	NA
1,1,2-Trichloroethane	EPA 8260D	ND		µg/L	1.00	1	08/20/25 07:18	NA
1,1-Dichloroethane	EPA 8260D	ND		µg/L	1.00	1	08/20/25 07:18	NA
1,1-Dichloroethylene	EPA 8260D	ND		µg/L	1.00	1	08/20/25 07:18	NA
1,2-Dichloroethane (Ethylene dichloride)	EPA 8260D	ND		µg/L	1.00	1	08/20/25 07:18	NA
1,2-Dichloropropane	EPA 8260D	ND		µg/L	1.00	1	08/20/25 07:18	NA
2-Butanone (Methyl ethyl ketone, MEK)	EPA 8260D	ND		µg/L	5.00	1	08/20/25 07:18	NA
2-Hexanone	EPA 8260D	ND		µg/L	5.00	1	08/20/25 07:18	NA
4-Methyl-2-pentanone (MIBK)	EPA 8260D	ND		µg/L	1.00	1	08/20/25 07:18	NA
Acetone	EPA 8260D	ND		µg/L	10.0	1	08/20/25 07:18	NA
Benzene	EPA 8260D	ND		µg/L	1.00	1	08/20/25 07:18	NA
Bromodichloromethane	EPA 8260D	ND		µg/L	1.00	1	08/20/25 07:18	NA
Bromoform	EPA 8260D	ND		µg/L	1.00	1	08/20/25 07:18	NA
Carbon disulfide	EPA 8260D	ND		µg/L	1.00	1	08/20/25 07:18	NA
Carbon tetrachloride	EPA 8260D	ND		µg/L	1.00	1	08/20/25 07:18	NA
Chlorobenzene	EPA 8260D	ND		µg/L	1.00	1	08/20/25 07:18	NA
Chlorodibromomethane	EPA 8260D	ND		µg/L	1.00	1	08/20/25 07:18	NA
Chloroethane (Ethyl chloride)	EPA 8260D	ND		µg/L	1.00	1	08/20/25 07:18	NA
Chloroform	EPA 8260D	ND		µg/L	1.00	1	08/20/25 07:18	NA
cis-1,2-Dichloroethylene	EPA 8260D	ND		µg/L	1.00	1	08/20/25 07:18	NA
cis-1,3-Dichloropropene	EPA 8260D	ND		µg/L	1.00	1	08/20/25 07:18	NA
Ethylbenzene	EPA 8260D	ND		µg/L	1.00	1	08/20/25 07:18	NA
m+p-Xylene	EPA 8260D	ND		µg/L	2.00	1	08/20/25 07:18	NA
Methyl bromide (Bromomethane)	EPA 8260D	ND		µg/L	1.00	1	08/20/25 07:18	NA
Methyl chloride (Chloromethane)	EPA 8260D	ND		µg/L	5.00	1	08/20/25 07:18	NA
Methylene chloride (Dichloromethane)	EPA 8260D	ND		µg/L	5.00	1	08/20/25 07:18	NA
o-Xylene	EPA 8260D	ND		µg/L	1.00	1	08/20/25 07:18	NA
Styrene	EPA 8260D	ND		µg/L	1.00	1	08/20/25 07:18	NA

Analytical Report

Client:	WSP USA	**Work Order:**	HN2511497
Project:	Textron Rochester	**Date Collected:**	08/11/25 18:08
Matrix:	GROUNDWATER	**Date Received:**	08/15/25 08:00

CLIENT ID: ATR-MW39(29.3)-G081125 **Lab ID: HN2511497-047**

Analyte	Method	Results	Qual	Units	MRL	Dilution Factor	Date Analyzed	Date Extracted
Tetrachloroethylene (Perchloroethylene)	EPA 8260D	ND		µg/L	1.00	1	08/20/25 07:18	NA
Toluene	EPA 8260D	ND		µg/L	1.00	1	08/20/25 07:18	NA
Total Xylene	EPA 8260D	ND		µg/L	2.00	1	08/20/25 07:18	NA
trans-1,2-Dichloroethylene	EPA 8260D	ND		µg/L	1.00	1	08/20/25 07:18	NA
trans-1,3-Dichloropropylene	EPA 8260D	ND		µg/L	1.00	1	08/20/25 07:18	NA
Trichloroethene (Trichloroethylene)	EPA 8260D	ND		µg/L	1.00	1	08/20/25 07:18	NA
Vinyl chloride (Chloroethene)	EPA 8260D	ND		µg/L	1.00	1	08/20/25 07:18	NA
Surr: 1,2-Dichloroethane-d4	*EPA 8260D*	***104***		*%REC*	*80-120*	*1*	*08/20/25 07:18*	*NA*
Surr: 4-Bromofluorobenzene	*EPA 8260D*	***103***		*%REC*	*80-120*	*1*	*08/20/25 07:18*	*NA*
Surr: Dibromofluoromethane	*EPA 8260D*	***101***		*%REC*	*80-120*	*1*	*08/20/25 07:18*	*NA*
Surr: Toluene-d8	*EPA 8260D*	***99.8***		*%REC*	*80-120*	*1*	*08/20/25 07:18*	*NA*

Analytical Report

Client:	WSP USA	**Work Order:**	HN2511497
Project:	Textron Rochester	**Date Collected:**	08/11/25 17:19
Matrix:	GROUNDWATER	**Date Received:**	08/15/25 08:00

CLIENT ID: ATR-MW39(13)-G081125 **Lab ID: HN2511497-048**

Analyte	Method	Results	Qual	Units	MRL	Dilution Factor	Date Analyzed	Date Extracted
Volatile Organic Compounds by GC-MS								
1,1,1-Trichloroethane	EPA 8260D	ND		µg/L	1.00	1	08/20/25 07:40	NA
1,1,2,2-Tetrachloroethane	EPA 8260D	ND		µg/L	1.00	1	08/20/25 07:40	NA
1,1,2-Trichloroethane	EPA 8260D	ND		µg/L	1.00	1	08/20/25 07:40	NA
1,1-Dichloroethane	EPA 8260D	ND		µg/L	1.00	1	08/20/25 07:40	NA
1,1-Dichloroethylene	EPA 8260D	ND		µg/L	1.00	1	08/20/25 07:40	NA
1,2-Dichloroethane (Ethylene dichloride)	EPA 8260D	ND		µg/L	1.00	1	08/20/25 07:40	NA
1,2-Dichloropropane	EPA 8260D	ND		µg/L	1.00	1	08/20/25 07:40	NA
2-Butanone (Methyl ethyl ketone, MEK)	EPA 8260D	ND		µg/L	5.00	1	08/20/25 07:40	NA
2-Hexanone	EPA 8260D	ND		µg/L	5.00	1	08/20/25 07:40	NA
4-Methyl-2-pentanone (MIBK)	EPA 8260D	ND		µg/L	1.00	1	08/20/25 07:40	NA
Acetone	EPA 8260D	ND		µg/L	10.0	1	08/20/25 07:40	NA
Benzene	EPA 8260D	ND		µg/L	1.00	1	08/20/25 07:40	NA
Bromodichloromethane	EPA 8260D	ND		µg/L	1.00	1	08/20/25 07:40	NA
Bromoform	EPA 8260D	ND		µg/L	1.00	1	08/20/25 07:40	NA
Carbon disulfide	EPA 8260D	ND		µg/L	1.00	1	08/20/25 07:40	NA
Carbon tetrachloride	EPA 8260D	ND		µg/L	1.00	1	08/20/25 07:40	NA
Chlorobenzene	EPA 8260D	ND		µg/L	1.00	1	08/20/25 07:40	NA
Chlorodibromomethane	EPA 8260D	ND		µg/L	1.00	1	08/20/25 07:40	NA
Chloroethane (Ethyl chloride)	EPA 8260D	ND		µg/L	1.00	1	08/20/25 07:40	NA
Chloroform	EPA 8260D	ND		µg/L	1.00	1	08/20/25 07:40	NA
cis-1,2-Dichloroethylene	EPA 8260D	ND		µg/L	1.00	1	08/20/25 07:40	NA
cis-1,3-Dichloropropene	EPA 8260D	ND		µg/L	1.00	1	08/20/25 07:40	NA
Ethylbenzene	EPA 8260D	ND		µg/L	1.00	1	08/20/25 07:40	NA
m+p-Xylene	EPA 8260D	ND		µg/L	2.00	1	08/20/25 07:40	NA
Methyl bromide (Bromomethane)	EPA 8260D	ND		µg/L	1.00	1	08/20/25 07:40	NA
Methyl chloride (Chloromethane)	EPA 8260D	ND		µg/L	5.00	1	08/20/25 07:40	NA
Methylene chloride (Dichloromethane)	EPA 8260D	ND		µg/L	5.00	1	08/20/25 07:40	NA
o-Xylene	EPA 8260D	ND		µg/L	1.00	1	08/20/25 07:40	NA
Styrene	EPA 8260D	ND		µg/L	1.00	1	08/20/25 07:40	NA

Analytical Report

Client:	WSP USA	**Work Order:**	HN2511497
Project:	Textron Rochester	**Date Collected:**	08/11/25 17:19
Matrix:	GROUNDWATER	**Date Received:**	08/15/25 08:00

CLIENT ID: ATR-MW39(13)-G081125 **Lab ID: HN2511497-048**

Analyte	Method	Results	Qual	Units	MRL	Dilution Factor	Date Analyzed	Date Extracted
Tetrachloroethylene (Perchloroethylene)	EPA 8260D	ND		µg/L	1.00	1	08/20/25 07:40	NA
Toluene	EPA 8260D	ND		µg/L	1.00	1	08/20/25 07:40	NA
Total Xylene	EPA 8260D	ND		µg/L	2.00	1	08/20/25 07:40	NA
trans-1,2-Dichloroethylene	EPA 8260D	ND		µg/L	1.00	1	08/20/25 07:40	NA
trans-1,3-Dichloropropylene	EPA 8260D	ND		µg/L	1.00	1	08/20/25 07:40	NA
Trichloroethene (Trichloroethylene)	EPA 8260D	ND		µg/L	1.00	1	08/20/25 07:40	NA
Vinyl chloride (Chloroethene)	EPA 8260D	ND		µg/L	1.00	1	08/20/25 07:40	NA
Surr: 1,2-Dichloroethane-d4	*EPA 8260D*	***102***		*%REC*	*80-120*	*1*	*08/20/25 07:40*	*NA*
Surr: 4-Bromofluorobenzene	*EPA 8260D*	***102***		*%REC*	*80-120*	*1*	*08/20/25 07:40*	*NA*
Surr: Dibromofluoromethane	*EPA 8260D*	***102***		*%REC*	*80-120*	*1*	*08/20/25 07:40*	*NA*
Surr: Toluene-d8	*EPA 8260D*	***99.0***		*%REC*	*80-120*	*1*	*08/20/25 07:40*	*NA*

Analytical Report

Client:	WSP USA	**Work Order:**	HN2511497
Project:	Textron Rochester	**Date Collected:**	08/12/25 16:13
Matrix:	GROUNDWATER	**Date Received:**	08/15/25 08:00

CLIENT ID: ATR-MW29(82.5)-G081225 **Lab ID: HN2511497-049**

Analyte	Method	Results	Qual	Units	MRL	Dilution Factor	Date Analyzed	Date Extracted
Volatile Organic Compounds by GC-MS								
1,1,1-Trichloroethane	EPA 8260D	ND		µg/L	1.00	1	08/20/25 08:03	NA
1,1,2,2-Tetrachloroethane	EPA 8260D	ND		µg/L	1.00	1	08/20/25 08:03	NA
1,1,2-Trichloroethane	EPA 8260D	ND		µg/L	1.00	1	08/20/25 08:03	NA
1,1-Dichloroethane	EPA 8260D	ND		µg/L	1.00	1	08/20/25 08:03	NA
1,1-Dichloroethylene	EPA 8260D	ND		µg/L	1.00	1	08/20/25 08:03	NA
1,2-Dichloroethane (Ethylene dichloride)	EPA 8260D	ND		µg/L	1.00	1	08/20/25 08:03	NA
1,2-Dichloropropane	EPA 8260D	ND		µg/L	1.00	1	08/20/25 08:03	NA
2-Butanone (Methyl ethyl ketone, MEK)	EPA 8260D	ND		µg/L	5.00	1	08/20/25 08:03	NA
2-Hexanone	EPA 8260D	ND		µg/L	5.00	1	08/20/25 08:03	NA
4-Methyl-2-pentanone (MIBK)	EPA 8260D	ND		µg/L	1.00	1	08/20/25 08:03	NA
Acetone	EPA 8260D	ND		µg/L	10.0	1	08/20/25 08:03	NA
Benzene	EPA 8260D	ND		µg/L	1.00	1	08/20/25 08:03	NA
Bromodichloromethane	EPA 8260D	ND		µg/L	1.00	1	08/20/25 08:03	NA
Bromoform	EPA 8260D	ND		µg/L	1.00	1	08/20/25 08:03	NA
Carbon disulfide	EPA 8260D	ND		µg/L	1.00	1	08/20/25 08:03	NA
Carbon tetrachloride	EPA 8260D	ND		µg/L	1.00	1	08/20/25 08:03	NA
Chlorobenzene	EPA 8260D	ND		µg/L	1.00	1	08/20/25 08:03	NA
Chlorodibromomethane	EPA 8260D	ND		µg/L	1.00	1	08/20/25 08:03	NA
Chloroethane (Ethyl chloride)	EPA 8260D	ND		µg/L	1.00	1	08/20/25 08:03	NA
Chloroform	EPA 8260D	ND		µg/L	1.00	1	08/20/25 08:03	NA
cis-1,2-Dichloroethylene	EPA 8260D	ND		µg/L	1.00	1	08/20/25 08:03	NA
cis-1,3-Dichloropropene	EPA 8260D	ND		µg/L	1.00	1	08/20/25 08:03	NA
Ethylbenzene	EPA 8260D	ND		µg/L	1.00	1	08/20/25 08:03	NA
m+p-Xylene	EPA 8260D	ND		µg/L	2.00	1	08/20/25 08:03	NA
Methyl bromide (Bromomethane)	EPA 8260D	ND		µg/L	1.00	1	08/20/25 08:03	NA
Methyl chloride (Chloromethane)	EPA 8260D	ND		µg/L	5.00	1	08/20/25 08:03	NA
Methylene chloride (Dichloromethane)	EPA 8260D	ND		µg/L	5.00	1	08/20/25 08:03	NA
o-Xylene	EPA 8260D	ND		µg/L	1.00	1	08/20/25 08:03	NA
Styrene	EPA 8260D	ND		µg/L	1.00	1	08/20/25 08:03	NA

Analytical Report

Client:	WSP USA	**Work Order:**	HN2511497
Project:	Textron Rochester	**Date Collected:**	08/12/25 16:13
Matrix:	GROUNDWATER	**Date Received:**	08/15/25 08:00

CLIENT ID: ATR-MW29(82.5)-G081225 **Lab ID: HN2511497-049**

Analyte	Method	Results	Qual	Units	MRL	Dilution Factor	Date Analyzed	Date Extracted
Tetrachloroethylene (Perchloroethylene)	EPA 8260D	ND		µg/L	1.00	1	08/20/25 08:03	NA
Toluene	EPA 8260D	ND		µg/L	1.00	1	08/20/25 08:03	NA
Total Xylene	EPA 8260D	ND		µg/L	2.00	1	08/20/25 08:03	NA
trans-1,2-Dichloroethylene	EPA 8260D	ND		µg/L	1.00	1	08/20/25 08:03	NA
trans-1,3-Dichloropropylene	EPA 8260D	ND		µg/L	1.00	1	08/20/25 08:03	NA
Trichloroethene (Trichloroethylene)	EPA 8260D	ND		µg/L	1.00	1	08/20/25 08:03	NA
Vinyl chloride (Chloroethene)	EPA 8260D	ND		µg/L	1.00	1	08/20/25 08:03	NA
Surr: 1,2-Dichloroethane-d4	*EPA 8260D*	***104***		*%REC*	*80-120*	*1*	*08/20/25 08:03*	*NA*
Surr: 4-Bromofluorobenzene	*EPA 8260D*	***99.0***		*%REC*	*80-120*	*1*	*08/20/25 08:03*	*NA*
Surr: Dibromofluoromethane	*EPA 8260D*	***105***		*%REC*	*80-120*	*1*	*08/20/25 08:03*	*NA*
Surr: Toluene-d8	*EPA 8260D*	***97.8***		*%REC*	*80-120*	*1*	*08/20/25 08:03*	*NA*

Analytical Report

Client:	WSP USA	**Work Order:**	HN2511497
Project:	Textron Rochester	**Date Collected:**	08/11/25 16:16
Matrix:	GROUNDWATER	**Date Received:**	08/15/25 08:00

CLIENT ID: ATR-MW37(98)-G081125 **Lab ID: HN2511497-050**

Analyte	Method	Results	Qual	Units	MRL	Dilution Factor	Date Analyzed	Date Extracted
Volatile Organic Compounds by GC-MS								
1,1,1-Trichloroethane	EPA 8260D	ND		µg/L	1.00	1	08/20/25 08:26	NA
1,1,2,2-Tetrachloroethane	EPA 8260D	ND		µg/L	1.00	1	08/20/25 08:26	NA
1,1,2-Trichloroethane	EPA 8260D	ND		µg/L	1.00	1	08/20/25 08:26	NA
1,1-Dichloroethane	EPA 8260D	ND		µg/L	1.00	1	08/20/25 08:26	NA
1,1-Dichloroethylene	EPA 8260D	ND		µg/L	1.00	1	08/20/25 08:26	NA
1,2-Dichloroethane (Ethylene dichloride)	EPA 8260D	ND		µg/L	1.00	1	08/20/25 08:26	NA
1,2-Dichloropropane	EPA 8260D	ND		µg/L	1.00	1	08/20/25 08:26	NA
2-Butanone (Methyl ethyl ketone, MEK)	EPA 8260D	ND		µg/L	5.00	1	08/20/25 08:26	NA
2-Hexanone	EPA 8260D	ND		µg/L	5.00	1	08/20/25 08:26	NA
4-Methyl-2-pentanone (MIBK)	EPA 8260D	ND		µg/L	1.00	1	08/20/25 08:26	NA
Acetone	EPA 8260D	ND		µg/L	10.0	1	08/20/25 08:26	NA
Benzene	EPA 8260D	ND		µg/L	1.00	1	08/20/25 08:26	NA
Bromodichloromethane	EPA 8260D	ND		µg/L	1.00	1	08/20/25 08:26	NA
Bromoform	EPA 8260D	ND		µg/L	1.00	1	08/20/25 08:26	NA
Carbon disulfide	EPA 8260D	ND		µg/L	1.00	1	08/20/25 08:26	NA
Carbon tetrachloride	EPA 8260D	ND		µg/L	1.00	1	08/20/25 08:26	NA
Chlorobenzene	EPA 8260D	ND		µg/L	1.00	1	08/20/25 08:26	NA
Chlorodibromomethane	EPA 8260D	ND		µg/L	1.00	1	08/20/25 08:26	NA
Chloroethane (Ethyl chloride)	EPA 8260D	ND		µg/L	1.00	1	08/20/25 08:26	NA
Chloroform	EPA 8260D	ND		µg/L	1.00	1	08/20/25 08:26	NA
cis-1,2-Dichloroethylene	EPA 8260D	ND		µg/L	1.00	1	08/20/25 08:26	NA
cis-1,3-Dichloropropene	EPA 8260D	ND		µg/L	1.00	1	08/20/25 08:26	NA
Ethylbenzene	EPA 8260D	ND		µg/L	1.00	1	08/20/25 08:26	NA
m+p-Xylene	EPA 8260D	ND		µg/L	2.00	1	08/20/25 08:26	NA
Methyl bromide (Bromomethane)	EPA 8260D	ND		µg/L	1.00	1	08/20/25 08:26	NA
Methyl chloride (Chloromethane)	EPA 8260D	ND		µg/L	5.00	1	08/20/25 08:26	NA
Methylene chloride (Dichloromethane)	EPA 8260D	ND		µg/L	5.00	1	08/20/25 08:26	NA
o-Xylene	EPA 8260D	ND		µg/L	1.00	1	08/20/25 08:26	NA
Styrene	EPA 8260D	ND		µg/L	1.00	1	08/20/25 08:26	NA

Analytical Report

Client:	WSP USA	**Work Order:**	HN2511497
Project:	Textron Rochester	**Date Collected:**	08/11/25 16:16
Matrix:	GROUNDWATER	**Date Received:**	08/15/25 08:00

CLIENT ID: ATR-MW37(98)-G081125 **Lab ID: HN2511497-050**

Analyte	Method	Results	Qual	Units	MRL	Dilution Factor	Date Analyzed	Date Extracted
Tetrachloroethylene (Perchloroethylene)	EPA 8260D	ND		µg/L	1.00	1	08/20/25 08:26	NA
Toluene	EPA 8260D	ND		µg/L	1.00	1	08/20/25 08:26	NA
Total Xylene	EPA 8260D	ND		µg/L	2.00	1	08/20/25 08:26	NA
trans-1,2-Dichloroethylene	EPA 8260D	ND		µg/L	1.00	1	08/20/25 08:26	NA
trans-1,3-Dichloropropylene	EPA 8260D	ND		µg/L	1.00	1	08/20/25 08:26	NA
Trichloroethene (Trichloroethylene)	EPA 8260D	ND		µg/L	1.00	1	08/20/25 08:26	NA
Vinyl chloride (Chloroethene)	EPA 8260D	ND		µg/L	1.00	1	08/20/25 08:26	NA
Surr: 1,2-Dichloroethane-d4	*EPA 8260D*	***104***		*%REC*	*80-120*	*1*	*08/20/25 08:26*	*NA*
Surr: 4-Bromofluorobenzene	*EPA 8260D*	***103***		*%REC*	*80-120*	*1*	*08/20/25 08:26*	*NA*
Surr: Dibromofluoromethane	*EPA 8260D*	***104***		*%REC*	*80-120*	*1*	*08/20/25 08:26*	*NA*
Surr: Toluene-d8	*EPA 8260D*	***97.8***		*%REC*	*80-120*	*1*	*08/20/25 08:26*	*NA*

Analytical Report

Client:	WSP USA	**Work Order:**	HN2511497
Project:	Textron Rochester	**Date Collected:**	08/12/25 13:42
Matrix:	GROUNDWATER	**Date Received:**	08/15/25 08:00

CLIENT ID: ATR-MW31(30.9)-G081225 **Lab ID: HN2511497-051**

Analyte	Method	Results	Qual	Units	MRL	Dilution Factor	Date Analyzed	Date Extracted
Volatile Organic Compounds by GC-MS								
1,1,1-Trichloroethane	EPA 8260D	ND		µg/L	1.00	1	08/20/25 08:49	NA
1,1,2,2-Tetrachloroethane	EPA 8260D	ND		µg/L	1.00	1	08/20/25 08:49	NA
1,1,2-Trichloroethane	EPA 8260D	ND		µg/L	1.00	1	08/20/25 08:49	NA
1,1-Dichloroethane	EPA 8260D	ND		µg/L	1.00	1	08/20/25 08:49	NA
1,1-Dichloroethylene	EPA 8260D	ND		µg/L	1.00	1	08/20/25 08:49	NA
1,2-Dichloroethane (Ethylene dichloride)	EPA 8260D	ND		µg/L	1.00	1	08/20/25 08:49	NA
1,2-Dichloropropane	EPA 8260D	ND		µg/L	1.00	1	08/20/25 08:49	NA
2-Butanone (Methyl ethyl ketone, MEK)	EPA 8260D	ND		µg/L	5.00	1	08/20/25 08:49	NA
2-Hexanone	EPA 8260D	ND		µg/L	5.00	1	08/20/25 08:49	NA
4-Methyl-2-pentanone (MIBK)	EPA 8260D	ND		µg/L	1.00	1	08/20/25 08:49	NA
Acetone	EPA 8260D	ND		µg/L	10.0	1	08/20/25 08:49	NA
Benzene	EPA 8260D	ND		µg/L	1.00	1	08/20/25 08:49	NA
Bromodichloromethane	EPA 8260D	ND		µg/L	1.00	1	08/20/25 08:49	NA
Bromoform	EPA 8260D	ND		µg/L	1.00	1	08/20/25 08:49	NA
Carbon disulfide	EPA 8260D	ND		µg/L	1.00	1	08/20/25 08:49	NA
Carbon tetrachloride	EPA 8260D	ND		µg/L	1.00	1	08/20/25 08:49	NA
Chlorobenzene	EPA 8260D	ND		µg/L	1.00	1	08/20/25 08:49	NA
Chlorodibromomethane	EPA 8260D	ND		µg/L	1.00	1	08/20/25 08:49	NA
Chloroethane (Ethyl chloride)	EPA 8260D	ND		µg/L	1.00	1	08/20/25 08:49	NA
Chloroform	EPA 8260D	ND		µg/L	1.00	1	08/20/25 08:49	NA
cis-1,2-Dichloroethylene	EPA 8260D	ND		µg/L	1.00	1	08/20/25 08:49	NA
cis-1,3-Dichloropropene	EPA 8260D	ND		µg/L	1.00	1	08/20/25 08:49	NA
Ethylbenzene	EPA 8260D	ND		µg/L	1.00	1	08/20/25 08:49	NA
m+p-Xylene	EPA 8260D	ND		µg/L	2.00	1	08/20/25 08:49	NA
Methyl bromide (Bromomethane)	EPA 8260D	ND		µg/L	1.00	1	08/20/25 08:49	NA
Methyl chloride (Chloromethane)	EPA 8260D	ND		µg/L	5.00	1	08/20/25 08:49	NA
Methylene chloride (Dichloromethane)	EPA 8260D	ND		µg/L	5.00	1	08/20/25 08:49	NA
o-Xylene	EPA 8260D	ND		µg/L	1.00	1	08/20/25 08:49	NA
Styrene	EPA 8260D	ND		µg/L	1.00	1	08/20/25 08:49	NA

Analytical Report

Client:	WSP USA	**Work Order:**	HN2511497
Project:	Textron Rochester	**Date Collected:**	08/12/25 13:42
Matrix:	GROUNDWATER	**Date Received:**	08/15/25 08:00

CLIENT ID: ATR-MW31(30.9)-G081225 **Lab ID: HN2511497-051**

Analyte	Method	Results	Qual	Units	MRL	Dilution Factor	Date Analyzed	Date Extracted
Tetrachloroethylene (Perchloroethylene)	EPA 8260D	ND		µg/L	1.00	1	08/20/25 08:49	NA
Toluene	EPA 8260D	ND		µg/L	1.00	1	08/20/25 08:49	NA
Total Xylene	EPA 8260D	ND		µg/L	2.00	1	08/20/25 08:49	NA
trans-1,2-Dichloroethylene	EPA 8260D	ND		µg/L	1.00	1	08/20/25 08:49	NA
trans-1,3-Dichloropropylene	EPA 8260D	ND		µg/L	1.00	1	08/20/25 08:49	NA
Trichloroethene (Trichloroethylene)	EPA 8260D	ND		µg/L	1.00	1	08/20/25 08:49	NA
Vinyl chloride (Chloroethene)	EPA 8260D	ND		µg/L	1.00	1	08/20/25 08:49	NA
Surr: 1,2-Dichloroethane-d4	*EPA 8260D*	***102***		*%REC*	*80-120*	*1*	*08/20/25 08:49*	*NA*
Surr: 4-Bromofluorobenzene	*EPA 8260D*	***104***		*%REC*	*80-120*	*1*	*08/20/25 08:49*	*NA*
Surr: Dibromofluoromethane	*EPA 8260D*	***104***		*%REC*	*80-120*	*1*	*08/20/25 08:49*	*NA*
Surr: Toluene-d8	*EPA 8260D*	***96.2***		*%REC*	*80-120*	*1*	*08/20/25 08:49*	*NA*

Analytical Report

Client:	WSP USA	**Work Order:**	HN2511497
Project:	Textron Rochester	**Date Collected:**	08/12/25 10:24
Matrix:	GROUNDWATER	**Date Received:**	08/15/25 08:00

CLIENT ID: ATR-MW34(85)-G081225 **Lab ID: HN2511497-052**

Analyte	Method	Results	Qual	Units	MRL	Dilution Factor	Date Analyzed	Date Extracted
Volatile Organic Compounds by GC-MS								
1,1,1-Trichloroethane	EPA 8260D	ND		µg/L	1.00	1	08/21/25 08:44	NA
1,1,2,2-Tetrachloroethane	EPA 8260D	ND		µg/L	1.00	1	08/21/25 08:44	NA
1,1,2-Trichloroethane	EPA 8260D	ND		µg/L	1.00	1	08/21/25 08:44	NA
1,1-Dichloroethane	EPA 8260D	ND		µg/L	1.00	1	08/21/25 08:44	NA
1,1-Dichloroethylene	EPA 8260D	ND		µg/L	1.00	1	08/21/25 08:44	NA
1,2-Dichloroethane (Ethylene dichloride)	EPA 8260D	ND		µg/L	1.00	1	08/21/25 08:44	NA
1,2-Dichloropropane	EPA 8260D	ND		µg/L	1.00	1	08/21/25 08:44	NA
2-Butanone (Methyl ethyl ketone, MEK)	EPA 8260D	ND		µg/L	5.00	1	08/21/25 08:44	NA
2-Hexanone	EPA 8260D	ND		µg/L	5.00	1	08/21/25 08:44	NA
4-Methyl-2-pentanone (MIBK)	EPA 8260D	ND		µg/L	1.00	1	08/21/25 08:44	NA
Acetone	EPA 8260D	ND		µg/L	10.0	1	08/21/25 08:44	NA
Benzene	EPA 8260D	ND		µg/L	1.00	1	08/21/25 08:44	NA
Bromodichloromethane	EPA 8260D	ND		µg/L	1.00	1	08/21/25 08:44	NA
Bromoform	EPA 8260D	ND		µg/L	1.00	1	08/21/25 08:44	NA
Carbon disulfide	EPA 8260D	ND		µg/L	1.00	1	08/21/25 08:44	NA
Carbon tetrachloride	EPA 8260D	ND		µg/L	1.00	1	08/21/25 08:44	NA
Chlorobenzene	EPA 8260D	ND		µg/L	1.00	1	08/21/25 08:44	NA
Chlorodibromomethane	EPA 8260D	ND		µg/L	1.00	1	08/21/25 08:44	NA
Chloroethane (Ethyl chloride)	EPA 8260D	ND		µg/L	1.00	1	08/21/25 08:44	NA
Chloroform	EPA 8260D	ND		µg/L	1.00	1	08/21/25 08:44	NA
cis-1,2-Dichloroethylene	EPA 8260D	**4.87**		µg/L	1.00	1	08/21/25 08:44	NA
cis-1,3-Dichloropropene	EPA 8260D	ND		µg/L	1.00	1	08/21/25 08:44	NA
Ethylbenzene	EPA 8260D	ND		µg/L	1.00	1	08/21/25 08:44	NA
m+p-Xylene	EPA 8260D	ND		µg/L	2.00	1	08/21/25 08:44	NA
Methyl bromide (Bromomethane)	EPA 8260D	ND		µg/L	1.00	1	08/21/25 08:44	NA
Methyl chloride (Chloromethane)	EPA 8260D	ND		µg/L	5.00	1	08/21/25 08:44	NA
Methylene chloride (Dichloromethane)	EPA 8260D	ND		µg/L	5.00	1	08/21/25 08:44	NA
o-Xylene	EPA 8260D	ND		µg/L	1.00	1	08/21/25 08:44	NA
Styrene	EPA 8260D	ND		µg/L	1.00	1	08/21/25 08:44	NA

Analytical Report

Client:	WSP USA	**Work Order:**	HN2511497
Project:	Textron Rochester	**Date Collected:**	08/12/25 10:24
Matrix:	GROUNDWATER	**Date Received:**	08/15/25 08:00

CLIENT ID: ATR-MW34(85)-G081225 **Lab ID: HN2511497-052**

Analyte	Method	Results	Qual	Units	MRL	Dilution Factor	Date Analyzed	Date Extracted
Tetrachloroethylene (Perchloroethylene)	EPA 8260D	ND		µg/L	1.00	1	08/21/25 08:44	NA
Toluene	EPA 8260D	ND		µg/L	1.00	1	08/21/25 08:44	NA
Total Xylene	EPA 8260D	ND		µg/L	2.00	1	08/21/25 08:44	NA
trans-1,2-Dichloroethylene	EPA 8260D	ND		µg/L	1.00	1	08/21/25 08:44	NA
trans-1,3-Dichloropropylene	EPA 8260D	ND		µg/L	1.00	1	08/21/25 08:44	NA
Trichloroethene (Trichloroethylene)	EPA 8260D	**12.4**		µg/L	1.00	1	08/21/25 08:44	NA
Vinyl chloride (Chloroethene)	EPA 8260D	ND		µg/L	1.00	1	08/21/25 08:44	NA
Surr: 1,2-Dichloroethane-d4	*EPA 8260D*	***99.2***		*%REC*	*80-120*	*1*	*08/21/25 08:44*	*NA*
Surr: 4-Bromofluorobenzene	*EPA 8260D*	***102***		*%REC*	*80-120*	*1*	*08/21/25 08:44*	*NA*
Surr: Dibromofluoromethane	*EPA 8260D*	***103***		*%REC*	*80-120*	*1*	*08/21/25 08:44*	*NA*
Surr: Toluene-d8	*EPA 8260D*	***96.4***		*%REC*	*80-120*	*1*	*08/21/25 08:44*	*NA*

Analytical Report

Client:	WSP USA	**Work Order:**	HN2511497
Project:	Textron Rochester	**Date Collected:**	08/12/25 12:13
Matrix:	GROUNDWATER	**Date Received:**	08/15/25 08:00

CLIENT ID: ATR-MW51(70)-G081225 **Lab ID: HN2511497-053**

Analyte	Method	Results	Qual	Units	MRL	Dilution Factor	Date Analyzed	Date Extracted
Volatile Organic Compounds by GC-MS								
1,1,1-Trichloroethane	EPA 8260D	ND		µg/L	1.00	1	08/21/25 09:07	NA
1,1,2,2-Tetrachloroethane	EPA 8260D	ND		µg/L	1.00	1	08/21/25 09:07	NA
1,1,2-Trichloroethane	EPA 8260D	ND		µg/L	1.00	1	08/21/25 09:07	NA
1,1-Dichloroethane	EPA 8260D	ND		µg/L	1.00	1	08/21/25 09:07	NA
1,1-Dichloroethylene	EPA 8260D	ND		µg/L	1.00	1	08/21/25 09:07	NA
1,2-Dichloroethane (Ethylene dichloride)	EPA 8260D	ND		µg/L	1.00	1	08/21/25 09:07	NA
1,2-Dichloropropane	EPA 8260D	ND		µg/L	1.00	1	08/21/25 09:07	NA
2-Butanone (Methyl ethyl ketone, MEK)	EPA 8260D	ND		µg/L	5.00	1	08/21/25 09:07	NA
2-Hexanone	EPA 8260D	ND		µg/L	5.00	1	08/21/25 09:07	NA
4-Methyl-2-pentanone (MIBK)	EPA 8260D	ND		µg/L	1.00	1	08/21/25 09:07	NA
Acetone	EPA 8260D	ND		µg/L	10.0	1	08/21/25 09:07	NA
Benzene	EPA 8260D	ND		µg/L	1.00	1	08/21/25 09:07	NA
Bromodichloromethane	EPA 8260D	ND		µg/L	1.00	1	08/21/25 09:07	NA
Bromoform	EPA 8260D	ND		µg/L	1.00	1	08/21/25 09:07	NA
Carbon disulfide	EPA 8260D	ND		µg/L	1.00	1	08/21/25 09:07	NA
Carbon tetrachloride	EPA 8260D	ND		µg/L	1.00	1	08/21/25 09:07	NA
Chlorobenzene	EPA 8260D	ND		µg/L	1.00	1	08/21/25 09:07	NA
Chlorodibromomethane	EPA 8260D	ND		µg/L	1.00	1	08/21/25 09:07	NA
Chloroethane (Ethyl chloride)	EPA 8260D	ND		µg/L	1.00	1	08/21/25 09:07	NA
Chloroform	EPA 8260D	ND		µg/L	1.00	1	08/21/25 09:07	NA
cis-1,2-Dichloroethylene	EPA 8260D	ND		µg/L	1.00	1	08/21/25 09:07	NA
cis-1,3-Dichloropropene	EPA 8260D	ND		µg/L	1.00	1	08/21/25 09:07	NA
Ethylbenzene	EPA 8260D	ND		µg/L	1.00	1	08/21/25 09:07	NA
m+p-Xylene	EPA 8260D	ND		µg/L	2.00	1	08/21/25 09:07	NA
Methyl bromide (Bromomethane)	EPA 8260D	ND		µg/L	1.00	1	08/21/25 09:07	NA
Methyl chloride (Chloromethane)	EPA 8260D	ND		µg/L	5.00	1	08/21/25 09:07	NA
Methylene chloride (Dichloromethane)	EPA 8260D	ND		µg/L	5.00	1	08/21/25 09:07	NA
o-Xylene	EPA 8260D	ND		µg/L	1.00	1	08/21/25 09:07	NA
Styrene	EPA 8260D	ND		µg/L	1.00	1	08/21/25 09:07	NA

Analytical Report

Client:	WSP USA	**Work Order:**	HN2511497
Project:	Textron Rochester	**Date Collected:**	08/12/25 12:13
Matrix:	GROUNDWATER	**Date Received:**	08/15/25 08:00

CLIENT ID: ATR-MW51(70)-G081225 **Lab ID: HN2511497-053**

Analyte	Method	Results	Qual	Units	MRL	Dilution Factor	Date Analyzed	Date Extracted
Tetrachloroethylene (Perchloroethylene)	EPA 8260D	ND		µg/L	1.00	1	08/21/25 09:07	NA
Toluene	EPA 8260D	ND		µg/L	1.00	1	08/21/25 09:07	NA
Total Xylene	EPA 8260D	ND		µg/L	2.00	1	08/21/25 09:07	NA
trans-1,2-Dichloroethylene	EPA 8260D	ND		µg/L	1.00	1	08/21/25 09:07	NA
trans-1,3-Dichloropropylene	EPA 8260D	ND		µg/L	1.00	1	08/21/25 09:07	NA
Trichloroethene (Trichloroethylene)	EPA 8260D	ND		µg/L	1.00	1	08/21/25 09:07	NA
Vinyl chloride (Chloroethene)	EPA 8260D	ND		µg/L	1.00	1	08/21/25 09:07	NA
Surr: 1,2-Dichloroethane-d4	*EPA 8260D*	***101***		*%REC*	*80-120*	*1*	*08/21/25 09:07*	*NA*
Surr: 4-Bromofluorobenzene	*EPA 8260D*	***103***		*%REC*	*80-120*	*1*	*08/21/25 09:07*	*NA*
Surr: Dibromofluoromethane	*EPA 8260D*	***104***		*%REC*	*80-120*	*1*	*08/21/25 09:07*	*NA*
Surr: Toluene-d8	*EPA 8260D*	***94.4***		*%REC*	*80-120*	*1*	*08/21/25 09:07*	*NA*

Analytical Report

Client:	WSP USA	**Work Order:**	HN2511497
Project:	Textron Rochester	**Date Collected:**	08/12/25 17:18
Matrix:	GROUNDWATER	**Date Received:**	08/15/25 08:00

CLIENT ID: ATR-EB001-081225 **Lab ID: HN2511497-054**

Analyte	Method	Results	Qual	Units	MRL	Dilution Factor	Date Analyzed	Date Extracted
Volatile Organic Compounds by GC-MS								
1,1,1-Trichloroethane	EPA 8260D	ND		µg/L	1.00	1	08/21/25 09:30	NA
1,1,2,2-Tetrachloroethane	EPA 8260D	ND		µg/L	1.00	1	08/21/25 09:30	NA
1,1,2-Trichloroethane	EPA 8260D	ND		µg/L	1.00	1	08/21/25 09:30	NA
1,1-Dichloroethane	EPA 8260D	ND		µg/L	1.00	1	08/21/25 09:30	NA
1,1-Dichloroethylene	EPA 8260D	ND		µg/L	1.00	1	08/21/25 09:30	NA
1,2-Dichloroethane (Ethylene dichloride)	EPA 8260D	ND		µg/L	1.00	1	08/21/25 09:30	NA
1,2-Dichloropropane	EPA 8260D	ND		µg/L	1.00	1	08/21/25 09:30	NA
2-Butanone (Methyl ethyl ketone, MEK)	EPA 8260D	ND		µg/L	5.00	1	08/21/25 09:30	NA
2-Hexanone	EPA 8260D	ND		µg/L	5.00	1	08/21/25 09:30	NA
4-Methyl-2-pentanone (MIBK)	EPA 8260D	ND		µg/L	1.00	1	08/21/25 09:30	NA
Acetone	EPA 8260D	ND		µg/L	10.0	1	08/21/25 09:30	NA
Benzene	EPA 8260D	ND		µg/L	1.00	1	08/21/25 09:30	NA
Bromodichloromethane	EPA 8260D	ND		µg/L	1.00	1	08/21/25 09:30	NA
Bromoform	EPA 8260D	ND		µg/L	1.00	1	08/21/25 09:30	NA
Carbon disulfide	EPA 8260D	ND		µg/L	1.00	1	08/21/25 09:30	NA
Carbon tetrachloride	EPA 8260D	ND		µg/L	1.00	1	08/21/25 09:30	NA
Chlorobenzene	EPA 8260D	ND		µg/L	1.00	1	08/21/25 09:30	NA
Chlorodibromomethane	EPA 8260D	ND		µg/L	1.00	1	08/21/25 09:30	NA
Chloroethane (Ethyl chloride)	EPA 8260D	ND		µg/L	1.00	1	08/21/25 09:30	NA
Chloroform	EPA 8260D	ND		µg/L	1.00	1	08/21/25 09:30	NA
cis-1,2-Dichloroethylene	EPA 8260D	ND		µg/L	1.00	1	08/21/25 09:30	NA
cis-1,3-Dichloropropene	EPA 8260D	ND		µg/L	1.00	1	08/21/25 09:30	NA
Ethylbenzene	EPA 8260D	ND		µg/L	1.00	1	08/21/25 09:30	NA
m+p-Xylene	EPA 8260D	ND		µg/L	2.00	1	08/21/25 09:30	NA
Methyl bromide (Bromomethane)	EPA 8260D	ND		µg/L	1.00	1	08/21/25 09:30	NA
Methyl chloride (Chloromethane)	EPA 8260D	ND		µg/L	5.00	1	08/21/25 09:30	NA
Methylene chloride (Dichloromethane)	EPA 8260D	ND		µg/L	5.00	1	08/21/25 09:30	NA
o-Xylene	EPA 8260D	ND		µg/L	1.00	1	08/21/25 09:30	NA
Styrene	EPA 8260D	ND		µg/L	1.00	1	08/21/25 09:30	NA

Analytical Report

Client:	WSP USA	**Work Order:**	HN2511497
Project:	Textron Rochester	**Date Collected:**	08/12/25 17:18
Matrix:	GROUNDWATER	**Date Received:**	08/15/25 08:00

CLIENT ID: ATR-EB001-081225 **Lab ID: HN2511497-054**

Analyte	Method	Results	Qual	Units	MRL	Dilution Factor	Date Analyzed	Date Extracted
Tetrachloroethylene (Perchloroethylene)	EPA 8260D	ND		µg/L	1.00	1	08/21/25 09:30	NA
Toluene	EPA 8260D	**2.61**		µg/L	1.00	1	08/21/25 09:30	NA
Total Xylene	EPA 8260D	ND		µg/L	2.00	1	08/21/25 09:30	NA
trans-1,2-Dichloroethylene	EPA 8260D	ND		µg/L	1.00	1	08/21/25 09:30	NA
trans-1,3-Dichloropropylene	EPA 8260D	ND		µg/L	1.00	1	08/21/25 09:30	NA
Trichloroethene (Trichloroethylene)	EPA 8260D	ND		µg/L	1.00	1	08/21/25 09:30	NA
Vinyl chloride (Chloroethene)	EPA 8260D	ND		µg/L	1.00	1	08/21/25 09:30	NA
Surr: 1,2-Dichloroethane-d4	*EPA 8260D*	***104***		*%REC*	*80-120*	*1*	*08/21/25 09:30*	*NA*
Surr: 4-Bromofluorobenzene	*EPA 8260D*	***92.8***		*%REC*	*80-120*	*1*	*08/21/25 09:30*	*NA*
Surr: Dibromofluoromethane	*EPA 8260D*	***103***		*%REC*	*80-120*	*1*	*08/21/25 09:30*	*NA*
Surr: Toluene-d8	*EPA 8260D*	***101***		*%REC*	*80-120*	*1*	*08/21/25 09:30*	*NA*

Analytical Report

Client:	WSP USA	**Work Order:**	HN2511497
Project:	Textron Rochester	**Date Collected:**	08/11/25
Matrix:	GROUNDWATER	**Date Received:**	08/15/25 08:00

CLIENT ID: ATR-TB002-081125 **Lab ID: HN2511497-055**

Analyte	Method	Results	Qual	Units	MRL	Dilution Factor	Date Analyzed	Date Extracted
Volatile Organic Compounds by GC-MS								
1,1,1-Trichloroethane	EPA 8260D	ND		µg/L	1.00	1	08/21/25 20:06	NA
1,1,2,2-Tetrachloroethane	EPA 8260D	ND		µg/L	1.00	1	08/21/25 20:06	NA
1,1,2-Trichloroethane	EPA 8260D	ND		µg/L	1.00	1	08/21/25 20:06	NA
1,1-Dichloroethane	EPA 8260D	ND		µg/L	1.00	1	08/21/25 20:06	NA
1,1-Dichloroethylene	EPA 8260D	ND		µg/L	1.00	1	08/21/25 20:06	NA
1,2-Dichloroethane (Ethylene dichloride)	EPA 8260D	ND		µg/L	1.00	1	08/21/25 20:06	NA
1,2-Dichloropropane	EPA 8260D	ND		µg/L	1.00	1	08/21/25 20:06	NA
2-Butanone (Methyl ethyl ketone, MEK)	EPA 8260D	ND		µg/L	5.00	1	08/21/25 20:06	NA
2-Hexanone	EPA 8260D	ND		µg/L	5.00	1	08/21/25 20:06	NA
4-Methyl-2-pentanone (MIBK)	EPA 8260D	ND		µg/L	1.00	1	08/21/25 20:06	NA
Acetone	EPA 8260D	ND		µg/L	10.0	1	08/21/25 20:06	NA
Benzene	EPA 8260D	ND		µg/L	1.00	1	08/21/25 20:06	NA
Bromodichloromethane	EPA 8260D	ND		µg/L	1.00	1	08/21/25 20:06	NA
Bromoform	EPA 8260D	ND		µg/L	1.00	1	08/21/25 20:06	NA
Carbon disulfide	EPA 8260D	ND		µg/L	1.00	1	08/21/25 20:06	NA
Carbon tetrachloride	EPA 8260D	ND		µg/L	1.00	1	08/21/25 20:06	NA
Chlorobenzene	EPA 8260D	ND		µg/L	1.00	1	08/21/25 20:06	NA
Chlorodibromomethane	EPA 8260D	ND		µg/L	1.00	1	08/21/25 20:06	NA
Chloroethane (Ethyl chloride)	EPA 8260D	ND		µg/L	1.00	1	08/21/25 20:06	NA
Chloroform	EPA 8260D	ND		µg/L	1.00	1	08/21/25 20:06	NA
cis-1,2-Dichloroethylene	EPA 8260D	ND		µg/L	1.00	1	08/21/25 20:06	NA
cis-1,3-Dichloropropene	EPA 8260D	ND		µg/L	1.00	1	08/21/25 20:06	NA
Ethylbenzene	EPA 8260D	ND		µg/L	1.00	1	08/21/25 20:06	NA
m+p-Xylene	EPA 8260D	ND		µg/L	2.00	1	08/21/25 20:06	NA
Methyl bromide (Bromomethane)	EPA 8260D	ND		µg/L	1.00	1	08/21/25 20:06	NA
Methyl chloride (Chloromethane)	EPA 8260D	ND		µg/L	5.00	1	08/21/25 20:06	NA
Methylene chloride (Dichloromethane)	EPA 8260D	ND		µg/L	5.00	1	08/21/25 20:06	NA
o-Xylene	EPA 8260D	ND		µg/L	1.00	1	08/21/25 20:06	NA
Styrene	EPA 8260D	ND		µg/L	1.00	1	08/21/25 20:06	NA

Analytical Report

Client:	WSP USA	**Work Order:**	HN2511497
Project:	Textron Rochester	**Date Collected:**	08/11/25
Matrix:	GROUNDWATER	**Date Received:**	08/15/25 08:00

CLIENT ID: ATR-TB002-081125 **Lab ID: HN2511497-055**

Analyte	Method	Results	Qual	Units	MRL	Dilution Factor	Date Analyzed	Date Extracted
Tetrachloroethylene (Perchloroethylene)	EPA 8260D	ND		µg/L	1.00	1	08/21/25 20:06	NA
Toluene	EPA 8260D	ND		µg/L	1.00	1	08/21/25 20:06	NA
Total Xylene	EPA 8260D	ND		µg/L	2.00	1	08/21/25 20:06	NA
trans-1,2-Dichloroethylene	EPA 8260D	ND		µg/L	1.00	1	08/21/25 20:06	NA
trans-1,3-Dichloropropylene	EPA 8260D	ND		µg/L	1.00	1	08/21/25 20:06	NA
Trichloroethene (Trichloroethylene)	EPA 8260D	ND		µg/L	1.00	1	08/21/25 20:06	NA
Vinyl chloride (Chloroethene)	EPA 8260D	ND		µg/L	1.00	1	08/21/25 20:06	NA
Surr: 1,2-Dichloroethane-d4	*EPA 8260D*	***99.8***		*%REC*	*80-120*	*1*	*08/21/25 20:06*	*NA*
Surr: 4-Bromofluorobenzene	*EPA 8260D*	***96.0***		*%REC*	*80-120*	*1*	*08/21/25 20:06*	*NA*
Surr: Dibromofluoromethane	*EPA 8260D*	***91.1***		*%REC*	*80-120*	*1*	*08/21/25 20:06*	*NA*
Surr: Toluene-d8	*EPA 8260D*	***95.8***		*%REC*	*80-120*	*1*	*08/21/25 20:06*	*NA*

QA/QC Report

Client:	WSP USA	**Work Order:**	HN2511497
Project:	Textron Rochester	**Date Collected:**	NA
Matrix:	WATER	**Date Received:**	NA
QC Lot:	2167859	**Run ID:**	3412691

Volatile Organic Compounds by GC-MS

MB | **CLIENT ID: Method Blank** | **Lab ID: QC-2167859-001**

Method: EPA 8260D **Dilution:** 1 **Analysis Date:** 08/18/25 22:18

Prep Date: NA

Analyte	Result	Units	MRL	Spike Amount	Spike Ref. Amount	% Rec	% Rec Limits	RPD	RPD Limit	Qual
1,1,1-Trichloroethane	ND	µg/L	1.00							
1,1,2,2-Tetrachloroethane	ND	µg/L	1.00							
1,1,2-Trichloroethane	ND	µg/L	1.00							
1,1-Dichloroethane	ND	µg/L	1.00							
1,1-Dichloroethylene	ND	µg/L	1.00							
1,2-Dichloroethane (Ethylene dichloride)	ND	µg/L	1.00							
1,2-Dichloropropane	ND	µg/L	1.00							
2-Butanone (Methyl ethyl ketone, MEK)	ND	µg/L	5.00							
2-Hexanone	ND	µg/L	5.00							
4-Methyl-2-pentanone (MIBK)	ND	µg/L	1.00							
Acetone	ND	µg/L	10.0							
Benzene	ND	µg/L	1.00							
Bromodichloromethane	ND	µg/L	1.00							
Bromoform	ND	µg/L	1.00							
Carbon disulfide	ND	µg/L	1.00							
Carbon tetrachloride	ND	µg/L	1.00							
Chlorobenzene	ND	µg/L	1.00							
Chlorodibromomethane	ND	µg/L	1.00							
Chloroethane (Ethyl chloride)	ND	µg/L	1.00							
Chloroform	ND	µg/L	1.00							
cis-1,2-Dichloroethylene	ND	µg/L	1.00							
cis-1,3-Dichloropropene	ND	µg/L	1.00							
Ethylbenzene	ND	µg/L	1.00							
m+p-Xylene	ND	µg/L	2.00							
Methyl bromide (Bromomethane)	ND	µg/L	1.00							
Methyl chloride (Chloromethane)	ND	µg/L	5.00							
Methylene chloride (Dichloromethane)	ND	µg/L	5.00							
o-Xylene	ND	µg/L	1.00							
Styrene	ND	µg/L	1.00							
Tetrachloroethylene (Perchloroethylene)	ND	µg/L	1.00							
Toluene	ND	µg/L	1.00							
Total Xylene	ND	µg/L	2.00							
trans-1,2-Dichloroethylene	ND	µg/L	1.00							
trans-1,3-Dichloropropylene	ND	µg/L	1.00							
Trichloroethene (Trichloroethylene)	ND	µg/L	1.00							
Vinyl chloride (Chloroethene)	ND	µg/L	1.00							
Surr: 1,2-Dichloroethane-d4	***20.8***	*µg/L*		20		104	*80-120*			
Surr: 4-Bromofluorobenzene	***19.9***	*µg/L*		20		99.5	*80-120*			
Surr: Dibromofluoromethane	***20.9***	*µg/L*		20		104	*80-120*			
Surr: Toluene-d8	***19.5***	*µg/L*		20		97.3	*80-120*			

QA/QC Report

Client:	WSP USA	**Work Order:**	HN2511497
Project:	Textron Rochester	**Date Collected:**	NA
Matrix:	WATER	**Date Received:**	NA
QC Lot:	2167859	**Run ID:**	3412691

LCS | **CLIENT ID: Laboratory Control Sample** | **Lab ID: QC-2167859-002**

Method: EPA 8260D **Dilution:** 1 **Analysis Date:** 08/18/25 21:09

Prep Date: NA

Analyte	Result	Units	MRL	Spike Amount	Spike Ref. Amount	% Rec	% Rec Limits	RPD	RPD Limit	Qual
1,1,1-Trichloroethane	19.5	µg/L	1.00	20		97.4	75-119			
1,1,2,2-Tetrachloroethane	19.5	µg/L	1.00	20		97.6	80-123			
1,1,2-Trichloroethane	19.0	µg/L	1.00	20		95.2	83-118			
1,1-Dichloroethane	18.4	µg/L	1.00	20		92.2	73-122			
1,1-Dichloroethylene	19.6	µg/L	1.00	20		97.9	66-131			
1,2-Dichloroethane (Ethylene dichloride)	19.8	µg/L	1.00	20		99.0	78-121			
1,2-Dichloropropane	19.2	µg/L	1.00	20		96.1	78-120			
2-Butanone (Methyl ethyl ketone, MEK)	17.8	µg/L	5.00	20		89.0	69-147			
2-Hexanone	20.4	µg/L	5.00	20		102	67-140			
4-Methyl-2-pentanone (MIBK)	26.8	µg/L	1.00	20		134	68-199			
Acetone	23.1	µg/L	10.0	20		116	70-166			
Benzene	19.4	µg/L	1.00	20		97.0	78-120			
Bromodichloromethane	19.5	µg/L	1.00	20		97.7	73-126			
Bromoform	19.0	µg/L	1.00	20		94.8	60-124			
Carbon disulfide	19.7	µg/L	1.00	20		98.4	67-159			
Carbon tetrachloride	19.0	µg/L	1.00	20		94.9	69-124			
Chlorobenzene	18.8	µg/L	1.00	20		93.8	80-118			
Chlorodibromomethane	18.5	µg/L	1.00	20		92.6	63-117			
Chloroethane (Ethyl chloride)	19.0	µg/L	1.00	20		95.2	35-136			
Chloroform	19.0	µg/L	1.00	20		95.0	75-119			
cis-1,2-Dichloroethylene	18.9	µg/L	1.00	20		94.4	75-123			
cis-1,3-Dichloropropene	19.5	µg/L	1.00	20		97.6	69-120			
Ethylbenzene	19.4	µg/L	1.00	20		97.0	76-116			
m+p-Xylene	40.0	µg/L	2.00	40		100	76-119			
Methyl bromide (Bromomethane)	27.6	µg/L	1.00	20		138	20-183			
Methyl chloride (Chloromethane)	16.5	µg/L	5.00	20		82.4	26-117			
Methylene chloride (Dichloromethane)	19.9	µg/L	5.00	20		99.5	68-125			
o-Xylene	20.1	µg/L	1.00	20		101	77-116			
Styrene	20.0	µg/L	1.00	20		99.9	76-123			
Tetrachloroethylene (Perchloroethylene)	18.6	µg/L	1.00	20		93.2	80-124			
Toluene	18.5	µg/L	1.00	20		92.4	78-116			
Total Xylene	60.1	µg/L	2.00	60		100	77-119			
trans-1,2-Dichloroethylene	18.4	µg/L	1.00	20		91.8	73-124			
trans-1,3-Dichloropropylene	18.5	µg/L	1.00	20		92.5	67-118			
Trichloroethene (Trichloroethylene)	18.6	µg/L	1.00	20		92.8	75-122			
Vinyl chloride (Chloroethene)	19.2	µg/L	1.00	20		96.1	49-122			
Surr: 1,2-Dichloroethane-d4	***20.0***	*µg/L*		20		99.8	*80-120*			
Surr: 4-Bromofluorobenzene	***21.2***	*µg/L*		20		106	*80-120*			
Surr: Dibromofluoromethane	***19.9***	*µg/L*		20		99.4	*80-120*			
Surr: Toluene-d8	***20.4***	*µg/L*		20		102	*80-120*			

QA/QC Report

Client:	WSP USA	**Work Order:**	HN2511497
Project:	Textron Rochester	**Date Collected:**	NA
Matrix:	WATER	**Date Received:**	NA
QC Lot:	2167859	**Run ID:**	3412691

MS | **CLIENT ID: ATR-MW52(55)-G081325** | **Lab ID: QC-2167859-005**

Method: EPA 8260D **Dilution:** 1 **Analysis Date:** 08/19/25 05:10

Prep Date: NA

Analyte	Result	Units	MRL	Spike Amount	Spike Ref. Amount	% Rec	% Rec Limits	RPD	RPD Limit	Qual
1,1,1-Trichloroethane	20.9	µg/L	1.00	20	ND	104	75-119			
1,1,2,2-Tetrachloroethane	20.0	µg/L	1.00	20	ND	99.8	80-123			
1,1,2-Trichloroethane	18.8	µg/L	1.00	20	ND	93.8	83-118			
1,1-Dichloroethane	19.6	µg/L	1.00	20	ND	98.2	73-122			
1,1-Dichloroethylene	21.8	µg/L	1.00	20	ND	109	66-131			
1,2-Dichloroethane (Ethylene dichloride)	20.3	µg/L	1.00	20	ND	102	78-121			
1,2-Dichloropropane	19.5	µg/L	1.00	20	ND	97.6	78-120			
2-Butanone (Methyl ethyl ketone, MEK)	17.8	µg/L	5.00	20	ND	89.2	69-147			
2-Hexanone	19.0	µg/L	5.00	20	ND	95.1	67-140			
4-Methyl-2-pentanone (MIBK)	18.4	µg/L	1.00	20	ND	91.8	68-199			
Acetone	22.3	µg/L	10.0	20	ND	112	70-166			
Benzene	20.1	µg/L	1.00	20	ND	101	78-120			
Bromodichloromethane	19.0	µg/L	1.00	20	ND	94.9	73-126			
Bromoform	17.4	µg/L	1.00	20	ND	87.0	60-124			
Carbon disulfide	21.3	µg/L	1.00	20	ND	107	67-159			
Carbon tetrachloride	20.4	µg/L	1.00	20	ND	102	69-124			
Chlorobenzene	19.6	µg/L	1.00	20	ND	98.0	80-118			
Chlorodibromomethane	18.4	µg/L	1.00	20	ND	92.0	63-117			
Chloroethane (Ethyl chloride)	21.6	µg/L	1.00	20	ND	108	26-117			
Chloroform	19.6	µg/L	1.00	20	ND	98.0	75-119			
cis-1,2-Dichloroethylene	19.6	µg/L	1.00	20	ND	97.8	75-123			
cis-1,3-Dichloropropene	18.4	µg/L	1.00	20	ND	92.2	69-120			
Ethylbenzene	20.1	µg/L	1.00	20	ND	100	76-116			
m+p-Xylene	41.1	µg/L	2.00	40	ND	103	77-116			
Methyl bromide (Bromomethane)	23.0	µg/L	1.00	20	ND	115	20-183			
Methyl chloride (Chloromethane)	17.0	µg/L	5.00	20	ND	85.2	26-117			
Methylene chloride (Dichloromethane)	20.7	µg/L	5.00	20	ND	103	68-125			
o-Xylene	20.7	µg/L	1.00	20	ND	103	77-116			
Styrene	20.3	µg/L	1.00	20	ND	102	76-123			
Tetrachloroethylene (Perchloroethylene)	20.1	µg/L	1.00	20	ND	100	80-124			
Toluene	19.6	µg/L	1.00	20	ND	97.8	78-116			
Total Xylene	61.8	µg/L	2.00	60	ND	103	77-119			
trans-1,2-Dichloroethylene	19.7	µg/L	1.00	20	ND	98.3	73-124			
trans-1,3-Dichloropropylene	16.8	µg/L	1.00	20	ND	83.8	67-118			
Trichloroethene (Trichloroethylene)	20.0	µg/L	1.00	20	ND	99.8	75-122			
Vinyl chloride (Chloroethene)	20.7	µg/L	1.00	20	ND	104	49-122			
Surr: 1,2-Dichloroethane-d4	***19.6***	*µg/L*		20		98.0	*80-120*			
Surr: 4-Bromofluorobenzene	***20.3***	*µg/L*		20		101	*80-120*			
Surr: Dibromofluoromethane	***20.4***	*µg/L*		20		102	*80-120*			
Surr: Toluene-d8	***20.2***	*µg/L*		20		101	*80-120*			

QA/QC Report

Client:	WSP USA	**Work Order:**	HN2511497
Project:	Textron Rochester	**Date Collected:**	NA
Matrix:	WATER	**Date Received:**	NA
QC Lot:	2167859	**Run ID:**	3412691

MSD | **CLIENT ID: ATR-MW52(55)-G081325** | **Lab ID: QC-2167859-006**

Method: EPA 8260D **Dilution:** 1 **Analysis Date:** 08/19/25 05:33

Prep Date: NA

Analyte	Result	Units	MRL	Spike Amount	Spike Ref. Amount	% Rec	% Rec Limits	RPD	RPD Limit	Qual
1,1,1-Trichloroethane	21.9	µg/L	1.00	20	ND	110	75-119	4.77	30	
1,1,2,2-Tetrachloroethane	20.4	µg/L	1.00	20	ND	102	80-123	2.08	30	
1,1,2-Trichloroethane	20.9	µg/L	1.00	20	ND	104	83-118	10.7	30	
1,1-Dichloroethane	20.3	µg/L	1.00	20	ND	102	73-122	3.36	30	
1,1-Dichloroethylene	22.0	µg/L	1.00	20	ND	110	66-131	1.19	30	
1,2-Dichloroethane (Ethylene dichloride)	22.4	µg/L	1.00	20	ND	112	78-121	9.79	30	
1,2-Dichloropropane	21.3	µg/L	1.00	20	ND	107	78-120	8.81	30	
2-Butanone (Methyl ethyl ketone, MEK)	17.9	µg/L	5.00	20	ND	89.4	69-147	0.168	30	
2-Hexanone	19.3	µg/L	5.00	20	ND	96.6	67-140	1.56	30	
4-Methyl-2-pentanone (MIBK)	28.0	µg/L	1.00	20	ND	140	68-199	41.6	30	R
Acetone	22.8	µg/L	10.0	20	ND	114	70-166	2.13	30	
Benzene	22.1	µg/L	1.00	20	ND	111	78-120	9.46	30	
Bromodichloromethane	20.7	µg/L	1.00	20	ND	103	73-126	8.57	30	
Bromoform	17.3	µg/L	1.00	20	ND	86.4	60-124	0.692	30	
Carbon disulfide	21.9	µg/L	1.00	20	ND	109	67-159	2.59	30	
Carbon tetrachloride	21.7	µg/L	1.00	20	ND	108	69-124	6.28	30	
Chlorobenzene	20.1	µg/L	1.00	20	ND	100	80-118	2.57	30	
Chlorodibromomethane	18.0	µg/L	1.00	20	ND	90.0	63-117	2.20	30	
Chloroethane (Ethyl chloride)	20.4	µg/L	1.00	20	ND	102	26-117	5.72	30	
Chloroform	20.3	µg/L	1.00	20	ND	102	75-119	3.56	30	
cis-1,2-Dichloroethylene	19.7	µg/L	1.00	20	ND	98.6	75-123	0.916	30	
cis-1,3-Dichloropropene	19.6	µg/L	1.00	20	ND	98.2	69-120	6.41	30	
Ethylbenzene	20.9	µg/L	1.00	20	ND	104	76-116	4.00	30	
m+p-Xylene	42.8	µg/L	2.00	40	ND	107	77-116	4.12	30	
Methyl bromide (Bromomethane)	24.8	µg/L	1.00	20	ND	124	20-183	7.44	30	
Methyl chloride (Chloromethane)	16.5	µg/L	5.00	20	ND	82.6	26-117	2.98	30	
Methylene chloride (Dichloromethane)	21.0	µg/L	5.00	20	ND	105	68-125	1.39	30	
o-Xylene	21.2	µg/L	1.00	20	ND	106	77-116	2.72	30	
Styrene	21.0	µg/L	1.00	20	ND	105	76-123	3.39	30	
Tetrachloroethylene (Perchloroethylene)	21.5	µg/L	1.00	20	ND	108	80-124	6.82	30	
Toluene	20.5	µg/L	1.00	20	ND	102	78-116	4.69	30	
Total Xylene	64.1	µg/L	2.00	60	ND	107	77-119	3.65	30	
trans-1,2-Dichloroethylene	20.1	µg/L	1.00	20	ND	101	73-124	2.41	30	
trans-1,3-Dichloropropylene	17.4	µg/L	1.00	20	ND	86.8	67-118	3.46	30	
Trichloroethene (Trichloroethylene)	21.4	µg/L	1.00	20	ND	107	75-122	6.73	30	
Vinyl chloride (Chloroethene)	20.5	µg/L	1.00	20	ND	102	49-122	1.21	30	
Surr: 1,2-Dichloroethane-d4	***20.8***	*µg/L*		20		104	*80-120*	6.04	30	
Surr: 4-Bromofluorobenzene	***20.5***	*µg/L*		20		102	*80-120*	1.03	30	
Surr: Dibromofluoromethane	***20.6***	*µg/L*		20		103	*80-120*	0.925	30	
Surr: Toluene-d8	***20.1***	*µg/L*		20		101	*80-120*	0.297	30	

QA/QC Report

Client:	WSP USA	**Work Order:**	HN2511497
Project:	Textron Rochester	**Date Collected:**	NA
Matrix:	WATER	**Date Received:**	NA
QC Lot:	2167859	**Run ID:**	3412691

The following samples were analyzed in this batch:	HN2511497-001, HN2511497-002, HN2511497-003, HN2511497-004, HN2511497-005, HN2511497-006, HN2511497-007, HN2511497-008, HN2511497-009, HN2511497-010, HN2511497-011, HN2511497-012, HN2511497-013, HN2511497-014, HN2511497-015, HN2511497-016

QA/QC Report

Client:	WSP USA	**Work Order:**	HN2511497
Project:	Textron Rochester	**Date Collected:**	NA
Matrix:	WATER	**Date Received:**	NA
QC Lot:	2168134	**Run ID:**	3413034

Volatile Organic Compounds by GC-MS

MB | **CLIENT ID: Method Blank** | **Lab ID: QC-2168134-001**

Method: EPA 8260D **Dilution:** 1 **Analysis Date:** 08/19/25 01:50

Prep Date: NA

Analyte	Result	Units	MRL	Spike Amount	Spike Ref. Amount	% Rec	% Rec Limits	RPD	RPD Limit	Qual
1,1,1-Trichloroethane	ND	µg/L	1.00							
1,1,2,2-Tetrachloroethane	ND	µg/L	1.00							
1,1,2-Trichloroethane	ND	µg/L	1.00							
1,1-Dichloroethane	ND	µg/L	1.00							
1,1-Dichloroethylene	ND	µg/L	1.00							
1,2-Dichloroethane (Ethylene dichloride)	ND	µg/L	1.00							
1,2-Dichloropropane	ND	µg/L	1.00							
2-Butanone (Methyl ethyl ketone, MEK)	ND	µg/L	5.00							
2-Hexanone	ND	µg/L	5.00							
4-Methyl-2-pentanone (MIBK)	ND	µg/L	1.00							
Acetone	ND	µg/L	10.0							
Benzene	ND	µg/L	1.00							
Bromodichloromethane	ND	µg/L	1.00							
Bromoform	ND	µg/L	1.00							
Carbon disulfide	ND	µg/L	1.00							
Carbon tetrachloride	ND	µg/L	1.00							
Chlorobenzene	ND	µg/L	1.00							
Chlorodibromomethane	ND	µg/L	1.00							
Chloroethane (Ethyl chloride)	ND	µg/L	1.00							
Chloroform	ND	µg/L	1.00							
cis-1,2-Dichloroethylene	ND	µg/L	1.00							
cis-1,3-Dichloropropene	ND	µg/L	1.00							
Ethylbenzene	ND	µg/L	1.00							
m+p-Xylene	ND	µg/L	2.00							
Methyl bromide (Bromomethane)	ND	µg/L	1.00							
Methyl chloride (Chloromethane)	ND	µg/L	5.00							
Methylene chloride (Dichloromethane)	ND	µg/L	5.00							
o-Xylene	ND	µg/L	1.00							
Styrene	ND	µg/L	1.00							
Tetrachloroethylene (Perchloroethylene)	ND	µg/L	1.00							
Toluene	ND	µg/L	1.00							
Total Xylene	ND	µg/L	2.00							
trans-1,2-Dichloroethylene	ND	µg/L	1.00							
trans-1,3-Dichloropropylene	ND	µg/L	1.00							
Trichloroethene (Trichloroethylene)	ND	µg/L	1.00							
Vinyl chloride (Chloroethene)	ND	µg/L	1.00							
Surr: 1,2-Dichloroethane-d4	***20.3***	*µg/L*		20		101	*80-120*			
Surr: 4-Bromofluorobenzene	***18.8***	*µg/L*		20		94.2	*80-120*			
Surr: Dibromofluoromethane	***20.0***	*µg/L*		20		100	*80-120*			
Surr: Toluene-d8	***20.1***	*µg/L*		20		100	*80-120*			

QA/QC Report

Client:	WSP USA	**Work Order:**	HN2511497
Project:	Textron Rochester	**Date Collected:**	NA
Matrix:	WATER	**Date Received:**	NA
QC Lot:	2168134	**Run ID:**	3413034

LCS	**CLIENT ID: Laboratory Control Sample**	**Lab ID: QC-2168134-002**

Method: EPA 8260D **Dilution:** 1 **Analysis Date:** 08/19/25 00:41

Prep Date: NA

Analyte	Result	Units	MRL	Spike Amount	Spike Ref. Amount	% Rec	% Rec Limits	RPD	RPD Limit	Qual
1,1,1-Trichloroethane	19.0	µg/L	1.00	20		94.8	75-119			
1,1,2,2-Tetrachloroethane	21.8	µg/L	1.00	20		109	80-123			
1,1,2-Trichloroethane	20.6	µg/L	1.00	20		103	83-118			
1,1-Dichloroethane	20.1	µg/L	1.00	20		100	73-122			
1,1-Dichloroethylene	19.9	µg/L	1.00	20		99.3	66-131			
1,2-Dichloroethane (Ethylene dichloride)	19.7	µg/L	1.00	20		98.6	78-121			
1,2-Dichloropropane	19.7	µg/L	1.00	20		98.6	78-120			
2-Butanone (Methyl ethyl ketone, MEK)	21.7	µg/L	5.00	20		108	69-147			
2-Hexanone	22.0	µg/L	5.00	20		110	67-140			
4-Methyl-2-pentanone (MIBK)	30.0	µg/L	1.00	20		150	68-199			
Acetone	25.3	µg/L	10.0	20		127	70-166			
Benzene	20.3	µg/L	1.00	20		102	78-120			
Bromodichloromethane	20.2	µg/L	1.00	20		101	73-126			
Bromoform	20.7	µg/L	1.00	20		103	60-124			
Carbon disulfide	19.4	µg/L	1.00	20		96.8	67-159			
Carbon tetrachloride	21.2	µg/L	1.00	20		106	69-124			
Chlorobenzene	21.4	µg/L	1.00	20		107	80-118			
Chlorodibromomethane	17.7	µg/L	1.00	20		88.6	63-117			
Chloroethane (Ethyl chloride)	15.1	µg/L	1.00	20		75.4	35-136			
Chloroform	19.9	µg/L	1.00	20		99.6	75-119			
cis-1,2-Dichloroethylene	19.7	µg/L	1.00	20		98.4	75-123			
cis-1,3-Dichloropropene	19.0	µg/L	1.00	20		94.8	69-120			
Ethylbenzene	21.3	µg/L	1.00	20		106	76-116			
m+p-Xylene	43.0	µg/L	2.00	40		108	76-119			
Methyl bromide (Bromomethane)	17.0	µg/L	1.00	20		84.8	20-183			
Methyl chloride (Chloromethane)	15.7	µg/L	5.00	20		78.4	26-117			
Methylene chloride (Dichloromethane)	19.6	µg/L	5.00	20		98.2	68-125			
o-Xylene	21.6	µg/L	1.00	20		108	77-116			
Styrene	22.9	µg/L	1.00	20		114	76-123			
Tetrachloroethylene (Perchloroethylene)	21.7	µg/L	1.00	20		109	80-124			
Toluene	20.9	µg/L	1.00	20		104	78-116			
Total Xylene	64.6	µg/L	2.00	60		108	77-119			
trans-1,2-Dichloroethylene	18.7	µg/L	1.00	20		93.5	73-124			
trans-1,3-Dichloropropylene	15.8	µg/L	1.00	20		79.2	67-118			
Trichloroethene (Trichloroethylene)	20.5	µg/L	1.00	20		102	75-122			
Vinyl chloride (Chloroethene)	16.2	µg/L	1.00	20		81.0	49-122			
Surr: 1,2-Dichloroethane-d4	***19.7***	*µg/L*		20		98.5	*80-120*			
Surr: 4-Bromofluorobenzene	***19.6***	*µg/L*		20		98.0	*80-120*			
Surr: Dibromofluoromethane	***20.8***	*µg/L*		20		104	*80-120*			
Surr: Toluene-d8	***20.0***	*µg/L*		20		100	*80-120*			

QA/QC Report

Client:	WSP USA	**Work Order:**	HN2511497
Project:	Textron Rochester	**Date Collected:**	NA
Matrix:	WATER	**Date Received:**	NA
QC Lot:	2168134	**Run ID:**	3413034

MS | **CLIENT ID: ATR-MW36(92.4)-G081125** | **Lab ID: QC-2168134-005**

Method: EPA 8260D **Dilution:** 1 **Analysis Date:** 08/19/25 09:11

Prep Date: NA

Analyte	Result	Units	MRL	Spike Amount	Spike Ref. Amount	% Rec	% Rec Limits	RPD	RPD Limit	Qual
1,1,1-Trichloroethane	20.4	µg/L	1.00	20	ND	102	75-119			
1,1,2,2-Tetrachloroethane	21.6	µg/L	1.00	20	ND	108	80-123			
1,1,2-Trichloroethane	21.5	µg/L	1.00	20	ND	107	83-118			
1,1-Dichloroethane	21.2	µg/L	1.00	20	ND	106	73-122			
1,1-Dichloroethylene	21.3	µg/L	1.00	20	ND	106	66-131			
1,2-Dichloroethane (Ethylene dichloride)	20.6	µg/L	1.00	20	ND	103	78-121			
1,2-Dichloropropane	20.8	µg/L	1.00	20	ND	104	78-120			
2-Butanone (Methyl ethyl ketone, MEK)	21.0	µg/L	5.00	20	ND	105	69-147			
2-Hexanone	21.9	µg/L	5.00	20	ND	109	67-140			
4-Methyl-2-pentanone (MIBK)	28.5	µg/L	1.00	20	ND	142	68-199			
Acetone	21.0	µg/L	10.0	20	ND	105	70-166			
Benzene	21.9	µg/L	1.00	20	ND	109	78-120			
Bromodichloromethane	19.6	µg/L	1.00	20	ND	98.2	73-126			
Bromoform	18.9	µg/L	1.00	20	ND	94.6	60-124			
Carbon disulfide	19.6	µg/L	1.00	20	ND	98.2	67-159			
Carbon tetrachloride	22.5	µg/L	1.00	20	ND	113	69-124			
Chlorobenzene	22.6	µg/L	1.00	20	ND	113	80-118			
Chlorodibromomethane	16.7	µg/L	1.00	20	ND	83.4	63-117			
Chloroethane (Ethyl chloride)	15.2	µg/L	1.00	20	ND	76.0	26-117			
Chloroform	20.7	µg/L	1.00	20	ND	104	75-119			
cis-1,2-Dichloroethylene	20.9	µg/L	1.00	20	ND	104	75-123			
cis-1,3-Dichloropropene	17.7	µg/L	1.00	20	ND	88.5	69-120			
Ethylbenzene	22.9	µg/L	1.00	20	ND	114	76-116			
m+p-Xylene	46.4	µg/L	2.00	40	ND	116	77-116			
Methyl bromide (Bromomethane)	17.1	µg/L	1.00	20	ND	85.5	20-183			
Methyl chloride (Chloromethane)	16.5	µg/L	5.00	20	ND	82.6	26-117			
Methylene chloride (Dichloromethane)	21.0	µg/L	5.00	20	ND	105	68-125			
o-Xylene	22.8	µg/L	1.00	20	ND	114	77-116			
Styrene	24.1	µg/L	1.00	20	ND	120	76-123			
Tetrachloroethylene (Perchloroethylene)	23.6	µg/L	1.00	20	ND	118	80-124			
Toluene	22.4	µg/L	1.00	20	ND	112	78-116			
Total Xylene	69.2	µg/L	2.00	60	ND	115	77-119			
trans-1,2-Dichloroethylene	19.8	µg/L	1.00	20	ND	99.2	73-124			
trans-1,3-Dichloropropylene	14.4	µg/L	1.00	20	ND	72.0	67-118			
Trichloroethene (Trichloroethylene)	22.2	µg/L	1.00	20	ND	111	75-122			
Vinyl chloride (Chloroethene)	18.6	µg/L	1.00	20	ND	93.2	49-122			
Surr: 1,2-Dichloroethane-d4	***19.4***	*µg/L*		20		97.2	*80-120*			
Surr: 4-Bromofluorobenzene	***19.7***	*µg/L*		20		98.6	*80-120*			
Surr: Dibromofluoromethane	***20.6***	*µg/L*		20		103	*80-120*			
Surr: Toluene-d8	***20.1***	*µg/L*		20		100	*80-120*			

QA/QC Report

Client:	WSP USA	**Work Order:**	HN2511497
Project:	Textron Rochester	**Date Collected:**	NA
Matrix:	WATER	**Date Received:**	NA
QC Lot:	2168134	**Run ID:**	3413034

DUP | **CLIENT ID: ATR-MW32(24.1)-G081225** | **Lab ID: QC-2168134-007**

Method: EPA 8260D **Dilution:** 1 **Analysis Date:** 08/19/25 08:47

Prep Date: NA

Analyte	Result	Units	MRL	Spike Amount	Spike Ref. Amount	% Rec	% Rec Limits	RPD	RPD Limit	Qual
1,1,1-Trichloroethane	ND	µg/L	1.00		<1.00			0.00	30	
1,1,2,2-Tetrachloroethane	ND	µg/L	1.00		<1.00			0.00	30	
1,1,2-Trichloroethane	ND	µg/L	1.00		<1.00			0.00	30	
1,1-Dichloroethane	ND	µg/L	1.00		<1.00			0.00	30	
1,1-Dichloroethylene	ND	µg/L	1.00		<1.00			0.00	30	
1,2-Dichloroethane (Ethylene dichloride)	ND	µg/L	1.00		<1.00			0.00	30	
1,2-Dichloropropane	ND	µg/L	1.00		<1.00			0.00	30	
2-Butanone (Methyl ethyl ketone, MEK)	ND	µg/L	5.00		<5.00			0.00	30	
2-Hexanone	ND	µg/L	5.00		<5.00			0.00	30	
4-Methyl-2-pentanone (MIBK)	ND	µg/L	1.00		<1.00			0.00	30	
Acetone	ND	µg/L	10.0		<10.0			0.00	30	
Benzene	ND	µg/L	1.00		<1.00			0.00	30	
Bromodichloromethane	ND	µg/L	1.00		<1.00			0.00	30	
Bromoform	ND	µg/L	1.00		<1.00			0.00	30	
Carbon disulfide	ND	µg/L	1.00		<1.00			0.00	30	
Carbon tetrachloride	ND	µg/L	1.00		<1.00			0.00	30	
Chlorobenzene	ND	µg/L	1.00		<1.00			0.00	30	
Chlorodibromomethane	ND	µg/L	1.00		<1.00			0.00	30	
Chloroethane (Ethyl chloride)	ND	µg/L	1.00		<1.00			0.00	30	
Chloroform	ND	µg/L	1.00		<1.00			0.00	30	
cis-1,2-Dichloroethylene	ND	µg/L	1.00		<1.00			0.00	30	
cis-1,3-Dichloropropene	ND	µg/L	1.00		<1.00			0.00	30	
Ethylbenzene	ND	µg/L	1.00		<1.00			0.00	30	
m+p-Xylene	ND	µg/L	2.00		<2.00			0.00	30	
Methyl bromide (Bromomethane)	ND	µg/L	1.00		<1.00			0.00	30	
Methyl chloride (Chloromethane)	ND	µg/L	5.00		<5.00			0.00	30	
Methylene chloride (Dichloromethane)	ND	µg/L	5.00		<5.00			0.00	30	
o-Xylene	ND	µg/L	1.00		<1.00			0.00	30	
Styrene	ND	µg/L	1.00		<1.00			0.00	30	
Tetrachloroethylene (Perchloroethylene)	ND	µg/L	1.00		<1.00			0.00	30	
Toluene	ND	µg/L	1.00		<1.00			0.00	30	
Total Xylene	ND	µg/L	2.00		<2.00			0.00	30	
trans-1,2-Dichloroethylene	ND	µg/L	1.00		<1.00			0.00	30	
trans-1,3-Dichloropropylene	ND	µg/L	1.00		<1.00			0.00	30	
Trichloroethene (Trichloroethylene)	ND	µg/L	1.00		<1.00			0.00	30	
Vinyl chloride (Chloroethene)	ND	µg/L	1.00		<1.00			0.00	30	
Surr: 1,2-Dichloroethane-d4	***19.8***	*µg/L*		20		99.0	*80-120*	0.506	30	
Surr: 4-Bromofluorobenzene	***19.1***	*µg/L*		20		95.6	*80-120*	0.00	30	
Surr: Dibromofluoromethane	***19.8***	*µg/L*		20		98.8	*80-120*	0.706	30	
Surr: Toluene-d8	***20.1***	*µg/L*		20		100	*80-120*	1.51	30	

The following samples were analyzed in this batch: HN2511497-017, HN2511497-018, HN2511497-019, HN2511497-020, HN2511497-021, HN2511497-022

QA/QC Report

Client:	WSP USA	**Work Order:**	HN2511497
Project:	Textron Rochester	**Date Collected:**	NA
Matrix:	WATER	**Date Received:**	NA
QC Lot:	2170098	**Run ID:**	3416217

Volatile Organic Compounds by GC-MS

MB | **CLIENT ID: Method Blank** | **Lab ID: QC-2170098-001**

Method: EPA 8260D **Dilution:** 1 **Analysis Date:** 08/19/25 13:29

Prep Date: NA

Analyte	Result	Units	MRL	Spike Amount	Spike Ref. Amount	% Rec	% Rec Limits	RPD	RPD Limit	Qual
1,1,1-Trichloroethane	ND	µg/L	1.00							
1,1,2,2-Tetrachloroethane	ND	µg/L	1.00							
1,1,2-Trichloroethane	ND	µg/L	1.00							
1,1-Dichloroethane	ND	µg/L	1.00							
1,1-Dichloroethylene	ND	µg/L	1.00							
1,2-Dichloroethane (Ethylene dichloride)	ND	µg/L	1.00							
1,2-Dichloropropane	ND	µg/L	1.00							
2-Butanone (Methyl ethyl ketone, MEK)	ND	µg/L	5.00							
2-Hexanone	ND	µg/L	5.00							
4-Methyl-2-pentanone (MIBK)	ND	µg/L	1.00							
Acetone	ND	µg/L	10.0							
Benzene	ND	µg/L	1.00							
Bromodichloromethane	ND	µg/L	1.00							
Bromoform	ND	µg/L	1.00							
Carbon disulfide	ND	µg/L	1.00							
Carbon tetrachloride	ND	µg/L	1.00							
Chlorobenzene	ND	µg/L	1.00							
Chlorodibromomethane	ND	µg/L	1.00							
Chloroethane (Ethyl chloride)	ND	µg/L	1.00							
Chloroform	ND	µg/L	1.00							
cis-1,2-Dichloroethylene	ND	µg/L	1.00							
cis-1,3-Dichloropropene	ND	µg/L	1.00							
Ethylbenzene	ND	µg/L	1.00							
m+p-Xylene	ND	µg/L	2.00							
Methyl bromide (Bromomethane)	ND	µg/L	1.00							
Methyl chloride (Chloromethane)	ND	µg/L	5.00							
Methylene chloride (Dichloromethane)	ND	µg/L	5.00							
o-Xylene	ND	µg/L	1.00							
Styrene	ND	µg/L	1.00							
Tetrachloroethylene (Perchloroethylene)	ND	µg/L	1.00							
Toluene	ND	µg/L	1.00							
Total Xylene	ND	µg/L	2.00							
trans-1,2-Dichloroethylene	ND	µg/L	1.00							
trans-1,3-Dichloropropylene	ND	µg/L	1.00							
Trichloroethene (Trichloroethylene)	ND	µg/L	1.00							
Vinyl chloride (Chloroethene)	ND	µg/L	1.00							
Surr: 1,2-Dichloroethane-d4	***20.0***	*µg/L*		20		100	*80-120*			
Surr: 4-Bromofluorobenzene	***20.0***	*µg/L*		20		99.8	*80-120*			
Surr: Dibromofluoromethane	***21.2***	*µg/L*		20		106	*80-120*			
Surr: Toluene-d8	***19.6***	*µg/L*		20		98.2	*80-120*			

QA/QC Report

Client:	WSP USA	**Work Order:**	HN2511497
Project:	Textron Rochester	**Date Collected:**	NA
Matrix:	WATER	**Date Received:**	NA
QC Lot:	2170098	**Run ID:**	3416217

LCS	**CLIENT ID: Laboratory Control Sample**	**Lab ID: QC-2170098-002**

Method: EPA 8260D **Dilution:** 1 **Analysis Date:** 08/19/25 12:20

Prep Date: NA

Analyte	Result	Units	MRL	Spike Amount	Spike Ref. Amount	% Rec	% Rec Limits	RPD	RPD Limit	Qual
1,1,1-Trichloroethane	20.9	µg/L	1.00	20		105	75-119			
1,1,2,2-Tetrachloroethane	19.8	µg/L	1.00	20		98.8	80-123			
1,1,2-Trichloroethane	19.4	µg/L	1.00	20		96.8	83-118			
1,1-Dichloroethane	18.9	µg/L	1.00	20		94.7	73-122			
1,1-Dichloroethylene	20.5	µg/L	1.00	20		102	66-131			
1,2-Dichloroethane (Ethylene dichloride)	21.0	µg/L	1.00	20		105	78-121			
1,2-Dichloropropane	20.3	µg/L	1.00	20		101	78-120			
2-Butanone (Methyl ethyl ketone, MEK)	17.9	µg/L	5.00	20		89.4	69-147			
2-Hexanone	20.1	µg/L	5.00	20		100	67-140			
4-Methyl-2-pentanone (MIBK)	19.8	µg/L	1.00	20		99.1	68-199			
Acetone	23.2	µg/L	10.0	20		116	70-166			
Benzene	21.0	µg/L	1.00	20		105	78-120			
Bromodichloromethane	19.9	µg/L	1.00	20		99.7	73-126			
Bromoform	17.9	µg/L	1.00	20		89.4	60-124			
Carbon disulfide	21.0	µg/L	1.00	20		105	67-159			
Carbon tetrachloride	20.6	µg/L	1.00	20		103	69-124			
Chlorobenzene	19.5	µg/L	1.00	20		97.4	80-118			
Chlorodibromomethane	18.0	µg/L	1.00	20		90.2	63-117			
Chloroethane (Ethyl chloride)	18.7	µg/L	1.00	20		93.7	35-136			
Chloroform	19.2	µg/L	1.00	20		95.8	75-119			
cis-1,2-Dichloroethylene	19.3	µg/L	1.00	20		96.4	75-123			
cis-1,3-Dichloropropene	19.8	µg/L	1.00	20		99.0	69-120			
Ethylbenzene	20.0	µg/L	1.00	20		100	76-116			
m+p-Xylene	41.3	µg/L	2.00	40		103	76-119			
Methyl bromide (Bromomethane)	26.6	µg/L	1.00	20		133	20-183			
Methyl chloride (Chloromethane)	16.8	µg/L	5.00	20		83.8	26-117			
Methylene chloride (Dichloromethane)	20.1	µg/L	5.00	20		100	68-125			
o-Xylene	20.0	µg/L	1.00	20		100.0	77-116			
Styrene	19.5	µg/L	1.00	20		97.7	76-123			
Tetrachloroethylene (Perchloroethylene)	20.5	µg/L	1.00	20		102	80-124			
Toluene	19.9	µg/L	1.00	20		99.4	78-116			
Total Xylene	61.3	µg/L	2.00	60		102	77-119			
trans-1,2-Dichloroethylene	19.0	µg/L	1.00	20		95.2	73-124			
trans-1,3-Dichloropropylene	17.4	µg/L	1.00	20		87.0	67-118			
Trichloroethene (Trichloroethylene)	20.7	µg/L	1.00	20		103	75-122			
Vinyl chloride (Chloroethene)	19.9	µg/L	1.00	20		99.3	49-122			
Surr: 1,2-Dichloroethane-d4	***20.3***	*µg/L*		20		102	*80-120*			
Surr: 4-Bromofluorobenzene	***20.7***	*µg/L*		20		103	*80-120*			
Surr: Dibromofluoromethane	***20.1***	*µg/L*		20		100	*80-120*			
Surr: Toluene-d8	***19.8***	*µg/L*		20		98.9	*80-120*			

QA/QC Report

Client:	WSP USA	**Work Order:**	HN2511497
Project:	Textron Rochester	**Date Collected:**	NA
Matrix:	WATER	**Date Received:**	NA
QC Lot:	2170098	**Run ID:**	3416217

The following samples were analyzed in this batch:	HN2511497-004, HN2511497-005, HN2511497-007, HN2511497-022, HN2511497-023, HN2511497-024, HN2511497-025, HN2511497-026, HN2511497-027, HN2511497-028, HN2511497-030, HN2511497-031, HN2511497-032, HN2511497-033, HN2511497-034, HN2511497-035, HN2511497-036, HN2511497-037

QA/QC Report

Client:	WSP USA	**Work Order:**	HN2511497
Project:	Textron Rochester	**Date Collected:**	NA
Matrix:	WATER	**Date Received:**	NA
QC Lot:	2170323	**Run ID:**	3416577

Volatile Organic Compounds by GC-MS

MB | **CLIENT ID: Method Blank** | **Lab ID: QC-2170323-001**

Method: EPA 8260D **Dilution:** 1 **Analysis Date:** 08/20/25 01:35

Prep Date: NA

Analyte	Result	Units	MRL	Spike Amount	Spike Ref. Amount	% Rec	% Rec Limits	RPD	RPD Limit	Qual
1,1,1-Trichloroethane	ND	µg/L	1.00							
1,1,2,2-Tetrachloroethane	ND	µg/L	1.00							
1,1,2-Trichloroethane	ND	µg/L	1.00							
1,1-Dichloroethane	ND	µg/L	1.00							
1,1-Dichloroethylene	ND	µg/L	1.00							
1,2-Dichloroethane (Ethylene dichloride)	ND	µg/L	1.00							
1,2-Dichloropropane	ND	µg/L	1.00							
2-Butanone (Methyl ethyl ketone, MEK)	ND	µg/L	5.00							
2-Hexanone	ND	µg/L	5.00							
4-Methyl-2-pentanone (MIBK)	ND	µg/L	1.00							
Acetone	ND	µg/L	10.0							
Benzene	ND	µg/L	1.00							
Bromodichloromethane	ND	µg/L	1.00							
Bromoform	ND	µg/L	1.00							
Carbon disulfide	ND	µg/L	1.00							
Carbon tetrachloride	ND	µg/L	1.00							
Chlorobenzene	ND	µg/L	1.00							
Chlorodibromomethane	ND	µg/L	1.00							
Chloroethane (Ethyl chloride)	ND	µg/L	1.00							
Chloroform	ND	µg/L	1.00							
cis-1,2-Dichloroethylene	ND	µg/L	1.00							
cis-1,3-Dichloropropene	ND	µg/L	1.00							
Ethylbenzene	ND	µg/L	1.00							
m+p-Xylene	ND	µg/L	2.00							
Methyl bromide (Bromomethane)	ND	µg/L	1.00							
Methyl chloride (Chloromethane)	ND	µg/L	5.00							
Methylene chloride (Dichloromethane)	ND	µg/L	5.00							
o-Xylene	ND	µg/L	1.00							
Styrene	ND	µg/L	1.00							
Tetrachloroethylene (Perchloroethylene)	ND	µg/L	1.00							
Toluene	ND	µg/L	1.00							
Total Xylene	ND	µg/L	2.00							
trans-1,2-Dichloroethylene	ND	µg/L	1.00							
trans-1,3-Dichloropropylene	ND	µg/L	1.00							
Trichloroethene (Trichloroethylene)	ND	µg/L	1.00							
Vinyl chloride (Chloroethene)	ND	µg/L	1.00							
Surr: 1,2-Dichloroethane-d4	***20.5***	*µg/L*		20		103	*80-120*			
Surr: 4-Bromofluorobenzene	***21.0***	*µg/L*		20		105	*80-120*			
Surr: Dibromofluoromethane	***21.1***	*µg/L*		20		106	*80-120*			
Surr: Toluene-d8	***19.9***	*µg/L*		20		99.4	*80-120*			

QA/QC Report

Client:	WSP USA	**Work Order:**	HN2511497
Project:	Textron Rochester	**Date Collected:**	NA
Matrix:	WATER	**Date Received:**	NA
QC Lot:	2170323	**Run ID:**	3416577

LCS | **CLIENT ID: Laboratory Control Sample** | **Lab ID: QC-2170323-002**

Method: EPA 8260D **Dilution:** 1 **Analysis Date:** 08/20/25 00:26

Prep Date: NA

Analyte	Result	Units	MRL	Spike Amount	Spike Ref. Amount	% Rec	% Rec Limits	RPD	RPD Limit	Qual
1,1,1-Trichloroethane	20.7	µg/L	1.00	20		104	75-119			
1,1,2,2-Tetrachloroethane	20.7	µg/L	1.00	20		104	80-123			
1,1,2-Trichloroethane	19.4	µg/L	1.00	20		97.0	83-118			
1,1-Dichloroethane	19.2	µg/L	1.00	20		96.2	73-122			
1,1-Dichloroethylene	20.2	µg/L	1.00	20		101	66-131			
1,2-Dichloroethane (Ethylene dichloride)	20.8	µg/L	1.00	20		104	78-121			
1,2-Dichloropropane	20.5	µg/L	1.00	20		102	78-120			
2-Butanone (Methyl ethyl ketone, MEK)	18.1	µg/L	5.00	20		90.6	69-147			
2-Hexanone	21.3	µg/L	5.00	20		106	67-140			
4-Methyl-2-pentanone (MIBK)	28.4	µg/L	1.00	20		142	68-199			
Acetone	29.9	µg/L	10.0	20		149	70-166			
Benzene	20.6	µg/L	1.00	20		103	78-120			
Bromodichloromethane	20.0	µg/L	1.00	20		100	73-126			
Bromoform	19.0	µg/L	1.00	20		95.0	60-124			
Carbon disulfide	20.6	µg/L	1.00	20		103	67-159			
Carbon tetrachloride	20.4	µg/L	1.00	20		102	69-124			
Chlorobenzene	19.2	µg/L	1.00	20		96.0	80-118			
Chlorodibromomethane	19.0	µg/L	1.00	20		95.0	63-117			
Chloroethane (Ethyl chloride)	19.0	µg/L	1.00	20		95.0	35-136			
Chloroform	19.5	µg/L	1.00	20		97.4	75-119			
cis-1,2-Dichloroethylene	19.2	µg/L	1.00	20		95.8	75-123			
cis-1,3-Dichloropropene	19.6	µg/L	1.00	20		97.8	69-120			
Ethylbenzene	19.9	µg/L	1.00	20		99.3	76-116			
m+p-Xylene	41.8	µg/L	2.00	40		104	76-119			
Methyl bromide (Bromomethane)	27.1	µg/L	1.00	20		136	20-183			
Methyl chloride (Chloromethane)	15.5	µg/L	5.00	20		77.7	26-117			
Methylene chloride (Dichloromethane)	20.1	µg/L	5.00	20		101	68-125			
o-Xylene	20.7	µg/L	1.00	20		103	77-116			
Styrene	20.3	µg/L	1.00	20		102	76-123			
Tetrachloroethylene (Perchloroethylene)	19.8	µg/L	1.00	20		99.2	80-124			
Toluene	18.9	µg/L	1.00	20		94.4	78-116			
Total Xylene	62.4	µg/L	2.00	60		104	77-119			
trans-1,2-Dichloroethylene	19.0	µg/L	1.00	20		95.0	73-124			
trans-1,3-Dichloropropylene	17.4	µg/L	1.00	20		87.2	67-118			
Trichloroethene (Trichloroethylene)	20.2	µg/L	1.00	20		101	75-122			
Vinyl chloride (Chloroethene)	18.7	µg/L	1.00	20		93.6	49-122			
Surr: 1,2-Dichloroethane-d4	***20.5***	*µg/L*		20		102	*80-120*			
Surr: 4-Bromofluorobenzene	***20.6***	*µg/L*		20		103	*80-120*			
Surr: Dibromofluoromethane	***20.3***	*µg/L*		20		101	*80-120*			
Surr: Toluene-d8	***20.2***	*µg/L*		20		101	*80-120*			

QA/QC Report

Client:	WSP USA	**Work Order:**	HN2511497
Project:	Textron Rochester	**Date Collected:**	NA
Matrix:	WATER	**Date Received:**	NA
QC Lot:	2170323	**Run ID:**	3416577

MS | **CLIENT ID: ATR-MW31(30.9)-G081225** | **Lab ID: QC-2170323-005**

Method: EPA 8260D **Dilution:** 1 **Analysis Date:** 08/20/25 09:12

Prep Date: NA

Analyte	Result	Units	MRL	Spike Amount	Spike Ref. Amount	% Rec	% Rec Limits	RPD	RPD Limit	Qual
1,1,1-Trichloroethane	22.8	µg/L	1.00	20	ND	114	75-119			
1,1,2,2-Tetrachloroethane	21.2	µg/L	1.00	20	ND	106	80-123			
1,1,2-Trichloroethane	20.9	µg/L	1.00	20	ND	104	83-118			
1,1-Dichloroethane	20.8	µg/L	1.00	20	ND	104	73-122			
1,1-Dichloroethylene	21.4	µg/L	1.00	20	ND	107	66-131			
1,2-Dichloroethane (Ethylene dichloride)	23.3	µg/L	1.00	20	ND	116	78-121			
1,2-Dichloropropane	22.2	µg/L	1.00	20	ND	111	78-120			
2-Butanone (Methyl ethyl ketone, MEK)	20.5	µg/L	5.00	20	ND	103	69-147			
2-Hexanone	21.5	µg/L	5.00	20	ND	108	67-140			
4-Methyl-2-pentanone (MIBK)	30.1	µg/L	1.00	20	ND	150	68-199			
Acetone	28.9	µg/L	10.0	20	ND	144	70-166			
Benzene	23.3	µg/L	1.00	20	ND	116	78-120			
Bromodichloromethane	21.8	µg/L	1.00	20	ND	109	73-126			
Bromoform	18.2	µg/L	1.00	20	ND	91.2	60-124			
Carbon disulfide	22.1	µg/L	1.00	20	ND	110	67-159			
Carbon tetrachloride	22.9	µg/L	1.00	20	ND	115	69-124			
Chlorobenzene	21.0	µg/L	1.00	20	ND	105	80-118			
Chlorodibromomethane	19.7	µg/L	1.00	20	ND	98.4	63-117			
Chloroethane (Ethyl chloride)	19.5	µg/L	1.00	20	ND	97.4	26-117			
Chloroform	20.5	µg/L	1.00	20	ND	103	75-119			
cis-1,2-Dichloroethylene	20.5	µg/L	1.00	20	ND	102	75-123			
cis-1,3-Dichloropropene	20.3	µg/L	1.00	20	ND	102	69-120			
Ethylbenzene	21.5	µg/L	1.00	20	ND	108	76-116			
m+p-Xylene	44.2	µg/L	2.00	40	ND	111	77-116			
Methyl bromide (Bromomethane)	21.1	µg/L	1.00	20	ND	105	20-183			
Methyl chloride (Chloromethane)	15.9	µg/L	5.00	20	ND	79.3	26-117			
Methylene chloride (Dichloromethane)	21.2	µg/L	5.00	20	ND	106	68-125			
o-Xylene	22.3	µg/L	1.00	20	ND	111	77-116			
Styrene	21.3	µg/L	1.00	20	ND	106	76-123			
Tetrachloroethylene (Perchloroethylene)	21.7	µg/L	1.00	20	ND	108	80-124			
Toluene	21.2	µg/L	1.00	20	ND	106	78-116			
Total Xylene	66.5	µg/L	2.00	60	ND	111	77-119			
trans-1,2-Dichloroethylene	20.1	µg/L	1.00	20	ND	100	73-124			
trans-1,3-Dichloropropylene	17.3	µg/L	1.00	20	ND	86.3	67-118			
Trichloroethene (Trichloroethylene)	22.4	µg/L	1.00	20	ND	112	75-122			
Vinyl chloride (Chloroethene)	20.1	µg/L	1.00	20	ND	101	49-122			
Surr: 1,2-Dichloroethane-d4	***20.6***	*µg/L*		20		103	*80-120*			
Surr: 4-Bromofluorobenzene	***20.2***	*µg/L*		20		101	*80-120*			
Surr: Dibromofluoromethane	***20.5***	*µg/L*		20		102	*80-120*			
Surr: Toluene-d8	***19.5***	*µg/L*		20		97.5	*80-120*			

QA/QC Report

Client:	WSP USA	**Work Order:**	HN2511497
Project:	Textron Rochester	**Date Collected:**	NA
Matrix:	WATER	**Date Received:**	NA
QC Lot:	2170323	**Run ID:**	3416577

MSD | **CLIENT ID: ATR-MW31(30.9)-G081225** | **Lab ID: QC-2170323-006**

Method: EPA 8260D **Dilution:** 1 **Analysis Date:** 08/20/25 09:35

Prep Date: NA

Analyte	Result	Units	MRL	Spike Amount	Spike Ref. Amount	% Rec	% Rec Limits	RPD	RPD Limit	Qual
1,1,1-Trichloroethane	21.3	µg/L	1.00	20	ND	107	75-119	6.75	30	
1,1,2,2-Tetrachloroethane	20.9	µg/L	1.00	20	ND	104	80-123	1.24	30	
1,1,2-Trichloroethane	20.5	µg/L	1.00	20	ND	102	83-118	1.74	30	
1,1-Dichloroethane	20.2	µg/L	1.00	20	ND	101	73-122	2.87	30	
1,1-Dichloroethylene	21.6	µg/L	1.00	20	ND	108	66-131	0.838	30	
1,2-Dichloroethane (Ethylene dichloride)	21.2	µg/L	1.00	20	ND	106	78-121	9.22	30	
1,2-Dichloropropane	21.2	µg/L	1.00	20	ND	106	78-120	4.46	30	
2-Butanone (Methyl ethyl ketone, MEK)	18.6	µg/L	5.00	20	ND	93.0	69-147	9.82	30	
2-Hexanone	21.1	µg/L	5.00	20	ND	105	67-140	2.11	30	
4-Methyl-2-pentanone (MIBK)	29.2	µg/L	1.00	20	ND	146	68-199	3.04	30	
Acetone	24.7	µg/L	10.0	20	ND	124	70-166	15.4	30	
Benzene	21.4	µg/L	1.00	20	ND	107	78-120	8.41	30	
Bromodichloromethane	20.4	µg/L	1.00	20	ND	102	73-126	7.11	30	
Bromoform	18.5	µg/L	1.00	20	ND	92.4	60-124	1.20	30	
Carbon disulfide	20.6	µg/L	1.00	20	ND	103	67-159	6.92	30	
Carbon tetrachloride	21.0	µg/L	1.00	20	ND	105	69-124	8.83	30	
Chlorobenzene	20.5	µg/L	1.00	20	ND	103	80-118	2.12	30	
Chlorodibromomethane	19.2	µg/L	1.00	20	ND	96.2	63-117	2.26	30	
Chloroethane (Ethyl chloride)	19.1	µg/L	1.00	20	ND	95.3	26-117	2.13	30	
Chloroform	20.3	µg/L	1.00	20	ND	102	75-119	1.08	30	
cis-1,2-Dichloroethylene	20.1	µg/L	1.00	20	ND	100	75-123	2.17	30	
cis-1,3-Dichloropropene	19.1	µg/L	1.00	20	ND	95.6	69-120	6.14	30	
Ethylbenzene	21.4	µg/L	1.00	20	ND	107	76-116	0.886	30	
m+p-Xylene	42.8	µg/L	2.00	40	ND	107	77-116	3.35	30	
Methyl bromide (Bromomethane)	23.0	µg/L	1.00	20	ND	115	20-183	8.62	30	
Methyl chloride (Chloromethane)	15.6	µg/L	5.00	20	ND	78.2	26-117	1.40	30	
Methylene chloride (Dichloromethane)	21.0	µg/L	5.00	20	ND	105	68-125	1.14	30	
o-Xylene	21.4	µg/L	1.00	20	ND	107	77-116	3.89	30	
Styrene	20.7	µg/L	1.00	20	ND	103	76-123	3.00	30	
Tetrachloroethylene (Perchloroethylene)	20.7	µg/L	1.00	20	ND	104	80-124	4.58	30	
Toluene	20.3	µg/L	1.00	20	ND	101	78-116	4.58	30	
Total Xylene	64.2	µg/L	2.00	60	ND	107	77-119	3.53	30	
trans-1,2-Dichloroethylene	19.8	µg/L	1.00	20	ND	99.0	73-124	1.45	30	
trans-1,3-Dichloropropylene	17.3	µg/L	1.00	20	ND	86.5	67-118	0.231	30	
Trichloroethene (Trichloroethylene)	20.7	µg/L	1.00	20	ND	103	75-122	8.21	30	
Vinyl chloride (Chloroethene)	19.6	µg/L	1.00	20	ND	97.8	49-122	2.87	30	
Surr: 1,2-Dichloroethane-d4	***20.2***	*µg/L*		20		101	*80-120*	2.30	30	
Surr: 4-Bromofluorobenzene	***19.8***	*µg/L*		20		99.2	*80-120*	2.05	30	
Surr: Dibromofluoromethane	***20.0***	*µg/L*		20		100	*80-120*	2.12	30	
Surr: Toluene-d8	***19.5***	*µg/L*		20		97.4	*80-120*	0.154	30	

QA/QC Report

Client:	WSP USA	**Work Order:**	HN2511497
Project:	Textron Rochester	**Date Collected:**	NA
Matrix:	WATER	**Date Received:**	NA
QC Lot:	2170323	**Run ID:**	3416577

The following samples were analyzed in this batch:	HN2511497-038, HN2511497-039, HN2511497-040, HN2511497-041, HN2511497-042, HN2511497-043, HN2511497-044, HN2511497-045, HN2511497-046, HN2511497-047, HN2511497-049, HN2511497-050, HN2511497-051

QA/QC Report

Client:	WSP USA	**Work Order:**	HN2511497
Project:	Textron Rochester	**Date Collected:**	NA
Matrix:	WATER	**Date Received:**	NA
QC Lot:	2170332	**Run ID:**	3416581

Volatile Organic Compounds by GC-MS

MB | **CLIENT ID: Method Blank** | **Lab ID: QC-2170332-001**

Method: EPA 8260D **Dilution:** 1 **Analysis Date:** 08/20/25 01:35

Prep Date: NA

Analyte	Result	Units	MRL	Spike Amount	Spike Ref. Amount	% Rec	% Rec Limits	RPD	RPD Limit	Qual
1,1,1-Trichloroethane	ND	µg/L	1.00							
1,1,2,2-Tetrachloroethane	ND	µg/L	1.00							
1,1,2-Trichloroethane	ND	µg/L	1.00							
1,1-Dichloroethane	ND	µg/L	1.00							
1,1-Dichloroethylene	ND	µg/L	1.00							
1,2-Dichloroethane (Ethylene dichloride)	ND	µg/L	1.00							
1,2-Dichloropropane	ND	µg/L	1.00							
2-Butanone (Methyl ethyl ketone, MEK)	ND	µg/L	5.00							
2-Hexanone	ND	µg/L	5.00							
4-Methyl-2-pentanone (MIBK)	ND	µg/L	1.00							
Acetone	ND	µg/L	10.0							
Benzene	ND	µg/L	1.00							
Bromodichloromethane	ND	µg/L	1.00							
Bromoform	ND	µg/L	1.00							
Carbon disulfide	ND	µg/L	1.00							
Carbon tetrachloride	ND	µg/L	1.00							
Chlorobenzene	ND	µg/L	1.00							
Chlorodibromomethane	ND	µg/L	1.00							
Chloroethane (Ethyl chloride)	ND	µg/L	1.00							
Chloroform	ND	µg/L	1.00							
cis-1,2-Dichloroethylene	ND	µg/L	1.00							
cis-1,3-Dichloropropene	ND	µg/L	1.00							
Ethylbenzene	ND	µg/L	1.00							
m+p-Xylene	ND	µg/L	2.00							
Methyl bromide (Bromomethane)	ND	µg/L	1.00							
Methyl chloride (Chloromethane)	ND	µg/L	5.00							
Methylene chloride (Dichloromethane)	ND	µg/L	5.00							
o-Xylene	ND	µg/L	1.00							
Styrene	ND	µg/L	1.00							
Tetrachloroethylene (Perchloroethylene)	ND	µg/L	1.00							
Toluene	ND	µg/L	1.00							
Total Xylene	ND	µg/L	2.00							
trans-1,2-Dichloroethylene	ND	µg/L	1.00							
trans-1,3-Dichloropropylene	ND	µg/L	1.00							
Trichloroethene (Trichloroethylene)	ND	µg/L	1.00							
Vinyl chloride (Chloroethene)	ND	µg/L	1.00							
Surr: 1,2-Dichloroethane-d4	***20.5***	*µg/L*		20		103	*80-120*			
Surr: 4-Bromofluorobenzene	***21.0***	*µg/L*		20		105	*80-120*			
Surr: Dibromofluoromethane	***21.1***	*µg/L*		20		106	*80-120*			
Surr: Toluene-d8	***19.9***	*µg/L*		20		99.4	*80-120*			

QA/QC Report

Client:	WSP USA	**Work Order:**	HN2511497
Project:	Textron Rochester	**Date Collected:**	NA
Matrix:	WATER	**Date Received:**	NA
QC Lot:	2170332	**Run ID:**	3416581

LCS | **CLIENT ID: Laboratory Control Sample** | **Lab ID: QC-2170332-002**

Method: EPA 8260D **Dilution:** 1 **Analysis Date:** 08/20/25 00:26

Prep Date: NA

Analyte	Result	Units	MRL	Spike Amount	Spike Ref. Amount	% Rec	% Rec Limits	RPD	RPD Limit	Qual
1,1,1-Trichloroethane	20.7	µg/L	1.00	20		104	75-119			
1,1,2,2-Tetrachloroethane	20.7	µg/L	1.00	20		104	80-123			
1,1,2-Trichloroethane	19.4	µg/L	1.00	20		97.0	83-118			
1,1-Dichloroethane	19.2	µg/L	1.00	20		96.2	73-122			
1,1-Dichloroethylene	20.2	µg/L	1.00	20		101	66-131			
1,2-Dichloroethane (Ethylene dichloride)	20.8	µg/L	1.00	20		104	78-121			
1,2-Dichloropropane	20.5	µg/L	1.00	20		102	78-120			
2-Butanone (Methyl ethyl ketone, MEK)	18.1	µg/L	5.00	20		90.6	69-147			
2-Hexanone	21.3	µg/L	5.00	20		106	67-140			
4-Methyl-2-pentanone (MIBK)	28.4	µg/L	1.00	20		142	68-199			
Acetone	29.9	µg/L	10.0	20		149	70-166			
Benzene	20.6	µg/L	1.00	20		103	78-120			
Bromodichloromethane	20.0	µg/L	1.00	20		100	73-126			
Bromoform	19.0	µg/L	1.00	20		95.0	60-124			
Carbon disulfide	20.6	µg/L	1.00	20		103	67-159			
Carbon tetrachloride	20.4	µg/L	1.00	20		102	69-124			
Chlorobenzene	19.2	µg/L	1.00	20		96.0	80-118			
Chlorodibromomethane	19.0	µg/L	1.00	20		95.0	63-117			
Chloroethane (Ethyl chloride)	19.0	µg/L	1.00	20		95.0	35-136			
Chloroform	19.5	µg/L	1.00	20		97.4	75-119			
cis-1,2-Dichloroethylene	19.2	µg/L	1.00	20		95.8	75-123			
cis-1,3-Dichloropropene	19.6	µg/L	1.00	20		97.8	69-120			
Ethylbenzene	19.9	µg/L	1.00	20		99.3	76-116			
m+p-Xylene	41.8	µg/L	2.00	40		104	76-119			
Methyl bromide (Bromomethane)	27.1	µg/L	1.00	20		136	20-183			
Methyl chloride (Chloromethane)	15.5	µg/L	5.00	20		77.7	26-117			
Methylene chloride (Dichloromethane)	20.1	µg/L	5.00	20		101	68-125			
o-Xylene	20.7	µg/L	1.00	20		103	77-116			
Styrene	20.3	µg/L	1.00	20		102	76-123			
Tetrachloroethylene (Perchloroethylene)	19.8	µg/L	1.00	20		99.2	80-124			
Toluene	18.9	µg/L	1.00	20		94.4	78-116			
Total Xylene	62.4	µg/L	2.00	60		104	77-119			
trans-1,2-Dichloroethylene	19.0	µg/L	1.00	20		95.0	73-124			
trans-1,3-Dichloropropylene	17.4	µg/L	1.00	20		87.2	67-118			
Trichloroethene (Trichloroethylene)	20.2	µg/L	1.00	20		101	75-122			
Vinyl chloride (Chloroethene)	18.7	µg/L	1.00	20		93.6	49-122			
Surr: 1,2-Dichloroethane-d4	***20.5***	*µg/L*		20		102	*80-120*			
Surr: 4-Bromofluorobenzene	***20.6***	*µg/L*		20		103	*80-120*			
Surr: Dibromofluoromethane	***20.3***	*µg/L*		20		101	*80-120*			
Surr: Toluene-d8	***20.2***	*µg/L*		20		101	*80-120*			

QA/QC Report

Client:	WSP USA	**Work Order:**	HN2511497
Project:	Textron Rochester	**Date Collected:**	NA
Matrix:	WATER	**Date Received:**	NA
QC Lot:	2170332	**Run ID:**	3416581

MS	**CLIENT ID: ATR-MW39(13)-G081125**	**Lab ID: QC-2170332-005**

Method: EPA 8260D **Dilution:** 1 **Analysis Date:** 08/20/25 09:58

Prep Date: NA

Analyte	Result	Units	MRL	Spike Amount	Spike Ref. Amount	% Rec	% Rec Limits	RPD	RPD Limit	Qual
1,1,1-Trichloroethane	22.4	µg/L	1.00	20	ND	112	75-119			
1,1,2,2-Tetrachloroethane	22.4	µg/L	1.00	20	ND	112	80-123			
1,1,2-Trichloroethane	21.4	µg/L	1.00	20	ND	107	83-118			
1,1-Dichloroethane	20.3	µg/L	1.00	20	ND	101	73-122			
1,1-Dichloroethylene	21.2	µg/L	1.00	20	ND	106	66-131			
1,2-Dichloroethane (Ethylene dichloride)	22.9	µg/L	1.00	20	ND	114	78-121			
1,2-Dichloropropane	22.0	µg/L	1.00	20	ND	110	78-120			
2-Butanone (Methyl ethyl ketone, MEK)	18.5	µg/L	5.00	20	ND	92.7	69-147			
2-Hexanone	22.4	µg/L	5.00	20	ND	112	67-140			
4-Methyl-2-pentanone (MIBK)	30.5	µg/L	1.00	20	ND	152	68-199			
Acetone	25.0	µg/L	10.0	20	ND	125	70-166			
Benzene	22.6	µg/L	1.00	20	ND	113	78-120			
Bromodichloromethane	21.3	µg/L	1.00	20	ND	106	73-126			
Bromoform	19.0	µg/L	1.00	20	ND	95.0	60-124			
Carbon disulfide	20.7	µg/L	1.00	20	ND	104	67-159			
Carbon tetrachloride	21.9	µg/L	1.00	20	ND	109	69-124			
Chlorobenzene	20.5	µg/L	1.00	20	ND	102	80-118			
Chlorodibromomethane	19.6	µg/L	1.00	20	ND	97.8	63-117			
Chloroethane (Ethyl chloride)	19.9	µg/L	1.00	20	ND	99.5	26-117			
Chloroform	20.4	µg/L	1.00	20	ND	102	75-119			
cis-1,2-Dichloroethylene	19.4	µg/L	1.00	20	ND	96.8	75-123			
cis-1,3-Dichloropropene	19.7	µg/L	1.00	20	ND	98.4	69-120			
Ethylbenzene	22.0	µg/L	1.00	20	ND	110	76-116			
m+p-Xylene	44.9	µg/L	2.00	40	ND	112	77-116			
Methyl bromide (Bromomethane)	25.0	µg/L	1.00	20	ND	125	20-183			
Methyl chloride (Chloromethane)	16.2	µg/L	5.00	20	ND	81.0	26-117			
Methylene chloride (Dichloromethane)	21.3	µg/L	5.00	20	ND	107	68-125			
o-Xylene	22.9	µg/L	1.00	20	ND	115	77-116			
Styrene	21.9	µg/L	1.00	20	ND	110	76-123			
Tetrachloroethylene (Perchloroethylene)	21.2	µg/L	1.00	20	ND	106	80-124			
Toluene	21.8	µg/L	1.00	20	ND	109	78-116			
Total Xylene	67.8	µg/L	2.00	60	ND	113	77-119			
trans-1,2-Dichloroethylene	20.3	µg/L	1.00	20	ND	102	73-124			
trans-1,3-Dichloropropylene	17.8	µg/L	1.00	20	ND	89.1	67-118			
Trichloroethene (Trichloroethylene)	21.2	µg/L	1.00	20	ND	106	75-122			
Vinyl chloride (Chloroethene)	19.6	µg/L	1.00	20	ND	98.2	49-122			
Surr: 1,2-Dichloroethane-d4	***20.0***	*µg/L*		20		100	*80-120*			
Surr: 4-Bromofluorobenzene	***21.3***	*µg/L*		20		106	*80-120*			
Surr: Dibromofluoromethane	***20.5***	*µg/L*		20		102	*80-120*			
Surr: Toluene-d8	***20.6***	*µg/L*		20		103	*80-120*			

QA/QC Report

Client:	WSP USA	**Work Order:**	HN2511497
Project:	Textron Rochester	**Date Collected:**	NA
Matrix:	WATER	**Date Received:**	NA
QC Lot:	2170332	**Run ID:**	3416581

MSD | **CLIENT ID: ATR-MW39(13)-G081125** | **Lab ID: QC-2170332-006**

Method: EPA 8260D **Dilution:** 1 **Analysis Date:** 08/20/25 10:21

Prep Date: NA

Analyte	Result	Units	MRL	Spike Amount	Spike Ref. Amount	% Rec	% Rec Limits	RPD	RPD Limit	Qual
1,1,1-Trichloroethane	21.4	µg/L	1.00	20	ND	107	75-119	4.56	30	
1,1,2,2-Tetrachloroethane	20.8	µg/L	1.00	20	ND	104	80-123	7.37	30	
1,1,2-Trichloroethane	21.5	µg/L	1.00	20	ND	107	83-118	0.280	30	
1,1-Dichloroethane	19.6	µg/L	1.00	20	ND	98.0	73-122	3.46	30	
1,1-Dichloroethylene	20.5	µg/L	1.00	20	ND	103	66-131	3.26	30	
1,2-Dichloroethane (Ethylene dichloride)	21.5	µg/L	1.00	20	ND	107	78-121	6.31	30	
1,2-Dichloropropane	21.2	µg/L	1.00	20	ND	106	78-120	3.89	30	
2-Butanone (Methyl ethyl ketone, MEK)	18.2	µg/L	5.00	20	ND	91.2	69-147	1.58	30	
2-Hexanone	20.6	µg/L	5.00	20	ND	103	67-140	8.28	30	
4-Methyl-2-pentanone (MIBK)	28.5	µg/L	1.00	20	ND	143	68-199	6.64	30	
Acetone	24.6	µg/L	10.0	20	ND	123	70-166	1.66	30	
Benzene	21.6	µg/L	1.00	20	ND	108	78-120	4.52	30	
Bromodichloromethane	20.3	µg/L	1.00	20	ND	101	73-126	5.05	30	
Bromoform	18.3	µg/L	1.00	20	ND	91.4	60-124	3.97	30	
Carbon disulfide	20.2	µg/L	1.00	20	ND	101	67-159	2.54	30	
Carbon tetrachloride	20.8	µg/L	1.00	20	ND	104	69-124	5.16	30	
Chlorobenzene	20.4	µg/L	1.00	20	ND	102	80-118	0.538	30	
Chlorodibromomethane	19.2	µg/L	1.00	20	ND	96.2	63-117	1.70	30	
Chloroethane (Ethyl chloride)	19.4	µg/L	1.00	20	ND	96.8	26-117	2.75	30	
Chloroform	20.0	µg/L	1.00	20	ND	100	75-119	1.63	30	
cis-1,2-Dichloroethylene	19.0	µg/L	1.00	20	ND	94.8	75-123	1.98	30	
cis-1,3-Dichloropropene	19.3	µg/L	1.00	20	ND	96.6	69-120	1.85	30	
Ethylbenzene	21.1	µg/L	1.00	20	ND	105	76-116	4.50	30	
m+p-Xylene	43.4	µg/L	2.00	40	ND	108	77-116	3.40	30	
Methyl bromide (Bromomethane)	24.6	µg/L	1.00	20	ND	123	20-183	1.57	30	
Methyl chloride (Chloromethane)	14.8	µg/L	5.00	20	ND	74.0	26-117	8.97	30	
Methylene chloride (Dichloromethane)	20.2	µg/L	5.00	20	ND	101	68-125	5.54	30	
o-Xylene	21.4	µg/L	1.00	20	ND	107	77-116	6.99	30	
Styrene	20.6	µg/L	1.00	20	ND	103	76-123	6.21	30	
Tetrachloroethylene (Perchloroethylene)	20.9	µg/L	1.00	20	ND	104	80-124	1.14	30	
Toluene	20.4	µg/L	1.00	20	ND	102	78-116	6.59	30	
Total Xylene	64.8	µg/L	2.00	60	ND	108	77-119	4.60	30	
trans-1,2-Dichloroethylene	19.0	µg/L	1.00	20	ND	95.2	73-124	6.46	30	
trans-1,3-Dichloropropylene	16.9	µg/L	1.00	20	ND	84.4	67-118	5.42	30	
Trichloroethene (Trichloroethylene)	20.5	µg/L	1.00	20	ND	102	75-122	3.69	30	
Vinyl chloride (Chloroethene)	18.5	µg/L	1.00	20	ND	92.6	49-122	5.92	30	
Surr: 1,2-Dichloroethane-d4	***20.6***	*µg/L*		20		103	*80-120*	2.75	30	
Surr: 4-Bromofluorobenzene	***21.0***	*µg/L*		20		105	*80-120*	1.37	30	
Surr: Dibromofluoromethane	***19.9***	*µg/L*		20		99.6	*80-120*	2.67	30	
Surr: Toluene-d8	***20.4***	*µg/L*		20		102	*80-120*	0.586	30	

The following samples were analyzed in this batch: HN2511497-048

QA/QC Report

Client:	WSP USA	**Work Order:**	HN2511497
Project:	Textron Rochester	**Date Collected:**	NA
Matrix:	WATER	**Date Received:**	NA
QC Lot:	2173075	**Run ID:**	3420724

Volatile Organic Compounds by GC-MS

MB | **CLIENT ID: Method Blank** | **Lab ID: QC-2173075-001**

Method: EPA 8260D **Dilution:** 1 **Analysis Date:** 08/20/25 14:59

Prep Date: NA

Analyte	Result	Units	MRL	Spike Amount	Spike Ref. Amount	% Rec	% Rec Limits	RPD	RPD Limit	Qual
1,1,1-Trichloroethane	ND	µg/L	1.00							
1,1,2,2-Tetrachloroethane	ND	µg/L	1.00							
1,1,2-Trichloroethane	ND	µg/L	1.00							
1,1-Dichloroethane	ND	µg/L	1.00							
1,1-Dichloroethylene	ND	µg/L	1.00							
1,2-Dichloroethane (Ethylene dichloride)	ND	µg/L	1.00							
1,2-Dichloropropane	ND	µg/L	1.00							
2-Butanone (Methyl ethyl ketone, MEK)	ND	µg/L	5.00							
2-Hexanone	ND	µg/L	5.00							
4-Methyl-2-pentanone (MIBK)	ND	µg/L	1.00							
Acetone	ND	µg/L	10.0							
Benzene	ND	µg/L	1.00							
Bromodichloromethane	ND	µg/L	1.00							
Bromoform	ND	µg/L	1.00							
Carbon disulfide	ND	µg/L	1.00							
Carbon tetrachloride	ND	µg/L	1.00							
Chlorobenzene	ND	µg/L	1.00							
Chlorodibromomethane	ND	µg/L	1.00							
Chloroethane (Ethyl chloride)	ND	µg/L	1.00							
Chloroform	ND	µg/L	1.00							
cis-1,2-Dichloroethylene	ND	µg/L	1.00							
cis-1,3-Dichloropropene	ND	µg/L	1.00							
Ethylbenzene	ND	µg/L	1.00							
m+p-Xylene	ND	µg/L	2.00							
Methyl bromide (Bromomethane)	ND	µg/L	1.00							
Methyl chloride (Chloromethane)	ND	µg/L	5.00							
Methylene chloride (Dichloromethane)	ND	µg/L	5.00							
o-Xylene	ND	µg/L	1.00							
Styrene	ND	µg/L	1.00							
Tetrachloroethylene (Perchloroethylene)	ND	µg/L	1.00							
Toluene	ND	µg/L	1.00							
Total Xylene	ND	µg/L	2.00							
trans-1,2-Dichloroethylene	ND	µg/L	1.00							
trans-1,3-Dichloropropylene	ND	µg/L	1.00							
Trichloroethene (Trichloroethylene)	ND	µg/L	1.00							
Vinyl chloride (Chloroethene)	ND	µg/L	1.00							
Surr: 1,2-Dichloroethane-d4	***20.4***	*µg/L*		20		102	*80-120*			
Surr: 4-Bromofluorobenzene	***20.6***	*µg/L*		20		103	*80-120*			
Surr: Dibromofluoromethane	***20.6***	*µg/L*		20		103	*80-120*			
Surr: Toluene-d8	***19.0***	*µg/L*		20		95.2	*80-120*			

QA/QC Report

Client:	WSP USA	**Work Order:**	HN2511497
Project:	Textron Rochester	**Date Collected:**	NA
Matrix:	WATER	**Date Received:**	NA
QC Lot:	2173075	**Run ID:**	3420724

LCS | **CLIENT ID: Laboratory Control Sample** | **Lab ID: QC-2173075-002**

Method: EPA 8260D **Dilution:** 1 **Analysis Date:** 08/20/25 13:50

Prep Date: NA

Analyte	Result	Units	MRL	Spike Amount	Spike Ref. Amount	% Rec	% Rec Limits	RPD	RPD Limit	Qual
1,1,1-Trichloroethane	19.8	µg/L	1.00	20		98.8	75-119			
1,1,2,2-Tetrachloroethane	20.5	µg/L	1.00	20		103	80-123			
1,1,2-Trichloroethane	19.2	µg/L	1.00	20		96.0	83-118			
1,1-Dichloroethane	18.7	µg/L	1.00	20		93.4	73-122			
1,1-Dichloroethylene	19.5	µg/L	1.00	20		97.4	66-131			
1,2-Dichloroethane (Ethylene dichloride)	19.9	µg/L	1.00	20		99.6	78-121			
1,2-Dichloropropane	20.6	µg/L	1.00	20		103	78-120			
2-Butanone (Methyl ethyl ketone, MEK)	17.5	µg/L	5.00	20		87.4	69-147			
2-Hexanone	20.4	µg/L	5.00	20		102	67-140			
4-Methyl-2-pentanone (MIBK)	28.1	µg/L	1.00	20		140	68-199			
Acetone	23.2	µg/L	10.0	20		116	70-166			
Benzene	20.4	µg/L	1.00	20		102	78-120			
Bromodichloromethane	19.5	µg/L	1.00	20		97.7	73-126			
Bromoform	17.6	µg/L	1.00	20		88.0	60-124			
Carbon disulfide	20.0	µg/L	1.00	20		99.8	67-159			
Carbon tetrachloride	19.8	µg/L	1.00	20		99.1	69-124			
Chlorobenzene	19.5	µg/L	1.00	20		97.5	80-118			
Chlorodibromomethane	18.1	µg/L	1.00	20		90.6	63-117			
Chloroethane (Ethyl chloride)	17.6	µg/L	1.00	20		87.8	35-136			
Chloroform	18.7	µg/L	1.00	20		93.6	75-119			
cis-1,2-Dichloroethylene	18.9	µg/L	1.00	20		94.4	75-123			
cis-1,3-Dichloropropene	19.8	µg/L	1.00	20		99.2	69-120			
Ethylbenzene	20.0	µg/L	1.00	20		100	76-116			
m+p-Xylene	40.9	µg/L	2.00	40		102	76-119			
Methyl bromide (Bromomethane)	25.7	µg/L	1.00	20		128	20-183			
Methyl chloride (Chloromethane)	14.0	µg/L	5.00	20		70.0	26-117			
Methylene chloride (Dichloromethane)	19.3	µg/L	5.00	20		96.4	68-125			
o-Xylene	20.0	µg/L	1.00	20		99.8	77-116			
Styrene	19.6	µg/L	1.00	20		98.2	76-123			
Tetrachloroethylene (Perchloroethylene)	20.3	µg/L	1.00	20		102	80-124			
Toluene	19.4	µg/L	1.00	20		97.2	78-116			
Total Xylene	60.8	µg/L	2.00	60		101	77-119			
trans-1,2-Dichloroethylene	18.7	µg/L	1.00	20		93.4	73-124			
trans-1,3-Dichloropropylene	17.3	µg/L	1.00	20		86.4	67-118			
Trichloroethene (Trichloroethylene)	19.5	µg/L	1.00	20		97.4	75-122			
Vinyl chloride (Chloroethene)	17.2	µg/L	1.00	20		86.0	49-122			
Surr: 1,2-Dichloroethane-d4	***19.9***	*µg/L*		20		99.4	*80-120*			
Surr: 4-Bromofluorobenzene	***20.3***	*µg/L*		20		102	*80-120*			
Surr: Dibromofluoromethane	***20.0***	*µg/L*		20		100	*80-120*			
Surr: Toluene-d8	***20.1***	*µg/L*		20		100	*80-120*			

QA/QC Report

Client:	WSP USA	**Work Order:**	HN2511497
Project:	Textron Rochester	**Date Collected:**	NA
Matrix:	WATER	**Date Received:**	NA
QC Lot:	2173075	**Run ID:**	3420724

DLCS	**CLIENT ID: Laboratory Control Sample Duplicate**	**Lab ID: QC-2173075-003**

Method: EPA 8260D **Dilution:** 1 **Analysis Date:** 08/20/25 14:13

Prep Date: NA

Analyte	Result	Units	MRL	Spike Amount	Spike Ref. Amount	% Rec	% Rec Limits	RPD	RPD Limit	Qual
1,1,1-Trichloroethane	20.4	µg/L	1.00	20		102	75-119	2.99	30	
1,1,2,2-Tetrachloroethane	20.8	µg/L	1.00	20		104	80-123	1.26	30	
1,1,2-Trichloroethane	20.4	µg/L	1.00	20		102	83-118	5.96	30	
1,1-Dichloroethane	18.6	µg/L	1.00	20		93.1	73-122	0.268	30	
1,1-Dichloroethylene	19.8	µg/L	1.00	20		99.2	66-131	1.93	30	
1,2-Dichloroethane (Ethylene dichloride)	20.9	µg/L	1.00	20		104	78-121	4.56	30	
1,2-Dichloropropane	21.0	µg/L	1.00	20		105	78-120	2.12	30	
2-Butanone (Methyl ethyl ketone, MEK)	17.6	µg/L	5.00	20		88.2	69-147	0.854	30	
2-Hexanone	21.6	µg/L	5.00	20		108	67-140	6.14	30	
4-Methyl-2-pentanone (MIBK)	18.6	µg/L	1.00	20		93.0	68-199	40.7	30	R
Acetone	28.8	µg/L	10.0	20		144	70-166	21.5	30	
Benzene	20.6	µg/L	1.00	20		103	78-120	1.41	30	
Bromodichloromethane	19.6	µg/L	1.00	20		98.0	73-126	0.358	30	
Bromoform	17.3	µg/L	1.00	20		86.4	60-124	1.78	30	
Carbon disulfide	20.0	µg/L	1.00	20		100	67-159	0.250	30	
Carbon tetrachloride	20.0	µg/L	1.00	20		100	69-124	1.05	30	
Chlorobenzene	19.6	µg/L	1.00	20		97.9	80-118	0.409	30	
Chlorodibromomethane	18.4	µg/L	1.00	20		92.2	63-117	1.80	30	
Chloroethane (Ethyl chloride)	17.3	µg/L	1.00	20		86.7	35-136	1.32	30	
Chloroform	18.6	µg/L	1.00	20		92.8	75-119	0.858	30	
cis-1,2-Dichloroethylene	18.7	µg/L	1.00	20		93.4	75-123	1.06	30	
cis-1,3-Dichloropropene	19.5	µg/L	1.00	20		97.6	69-120	1.63	30	
Ethylbenzene	20.7	µg/L	1.00	20		104	76-116	3.44	30	
m+p-Xylene	41.9	µg/L	2.00	40		105	76-119	2.42	30	
Methyl bromide (Bromomethane)	26.0	µg/L	1.00	20		130	20-183	1.28	30	
Methyl chloride (Chloromethane)	14.8	µg/L	5.00	20		74.2	26-117	5.89	30	
Methylene chloride (Dichloromethane)	19.6	µg/L	5.00	20		98.2	68-125	1.75	30	
o-Xylene	21.2	µg/L	1.00	20		106	77-116	5.88	30	
Styrene	20.5	µg/L	1.00	20		103	76-123	4.38	30	
Tetrachloroethylene (Perchloroethylene)	19.4	µg/L	1.00	20		97.2	80-124	4.33	30	
Toluene	20.0	µg/L	1.00	20		99.8	78-116	2.74	30	
Total Xylene	63.0	µg/L	2.00	60		105	77-119	3.57	30	
trans-1,2-Dichloroethylene	18.4	µg/L	1.00	20		91.8	73-124	1.73	30	
trans-1,3-Dichloropropylene	17.7	µg/L	1.00	20		88.6	67-118	2.40	30	
Trichloroethene (Trichloroethylene)	20.2	µg/L	1.00	20		101	75-122	3.33	30	
Vinyl chloride (Chloroethene)	17.9	µg/L	1.00	20		89.5	49-122	4.05	30	
Surr: 1,2-Dichloroethane-d4	***20.3***	*µg/L*		20		102	*80-120*	2.24	30	
Surr: 4-Bromofluorobenzene	***21.0***	*µg/L*		20		105	*80-120*	3.43	30	
Surr: Dibromofluoromethane	***20.7***	*µg/L*		20		103	*80-120*	3.24	30	
Surr: Toluene-d8	***20.6***	*µg/L*		20		103	*80-120*	2.61	30	

The following samples were analyzed in this batch: HN2511497-029

QA/QC Report

Client:	WSP USA	**Work Order:**	HN2511497
Project:	Textron Rochester	**Date Collected:**	NA
Matrix:	WATER	**Date Received:**	NA
QC Lot:	2173336	**Run ID:**	3421145

Volatile Organic Compounds by GC-MS

MB | **CLIENT ID: Method Blank** | **Lab ID: QC-2173336-001**

Method: EPA 8260D **Dilution:** 1 **Analysis Date:** 08/21/25 03:02

Prep Date: NA

Analyte	Result	Units	MRL	Spike Amount	Spike Ref. Amount	% Rec	% Rec Limits	RPD	RPD Limit	Qual
1,1,1-Trichloroethane	ND	µg/L	1.00							
1,1,2,2-Tetrachloroethane	ND	µg/L	1.00							
1,1,2-Trichloroethane	ND	µg/L	1.00							
1,1-Dichloroethane	ND	µg/L	1.00							
1,1-Dichloroethylene	ND	µg/L	1.00							
1,2-Dichloroethane (Ethylene dichloride)	ND	µg/L	1.00							
1,2-Dichloropropane	ND	µg/L	1.00							
2-Butanone (Methyl ethyl ketone, MEK)	ND	µg/L	5.00							
2-Hexanone	ND	µg/L	5.00							
4-Methyl-2-pentanone (MIBK)	ND	µg/L	1.00							
Acetone	ND	µg/L	10.0							
Benzene	ND	µg/L	1.00							
Bromodichloromethane	ND	µg/L	1.00							
Bromoform	ND	µg/L	1.00							
Carbon disulfide	ND	µg/L	1.00							
Carbon tetrachloride	ND	µg/L	1.00							
Chlorobenzene	ND	µg/L	1.00							
Chlorodibromomethane	ND	µg/L	1.00							
Chloroethane (Ethyl chloride)	ND	µg/L	1.00							
Chloroform	ND	µg/L	1.00							
cis-1,2-Dichloroethylene	ND	µg/L	1.00							
cis-1,3-Dichloropropene	ND	µg/L	1.00							
Ethylbenzene	ND	µg/L	1.00							
m+p-Xylene	ND	µg/L	2.00							
Methyl bromide (Bromomethane)	ND	µg/L	1.00							
Methyl chloride (Chloromethane)	ND	µg/L	5.00							
Methylene chloride (Dichloromethane)	ND	µg/L	5.00							
o-Xylene	ND	µg/L	1.00							
Styrene	ND	µg/L	1.00							
Tetrachloroethylene (Perchloroethylene)	ND	µg/L	1.00							
Toluene	ND	µg/L	1.00							
Total Xylene	ND	µg/L	2.00							
trans-1,2-Dichloroethylene	ND	µg/L	1.00							
trans-1,3-Dichloropropylene	ND	µg/L	1.00							
Trichloroethene (Trichloroethylene)	ND	µg/L	1.00							
Vinyl chloride (Chloroethene)	ND	µg/L	1.00							
Surr: 1,2-Dichloroethane-d4	***20.2***	*µg/L*		20		101	*80-120*			
Surr: 4-Bromofluorobenzene	***20.6***	*µg/L*		20		103	*80-120*			
Surr: Dibromofluoromethane	***20.9***	*µg/L*		20		104	*80-120*			
Surr: Toluene-d8	***19.2***	*µg/L*		20		95.8	*80-120*			

QA/QC Report

Client:	WSP USA	**Work Order:**	HN2511497
Project:	Textron Rochester	**Date Collected:**	NA
Matrix:	WATER	**Date Received:**	NA
QC Lot:	2173336	**Run ID:**	3421145

LCS	**CLIENT ID: Laboratory Control Sample**	**Lab ID: QC-2173336-002**

Method: EPA 8260D **Dilution:** 1 **Analysis Date:** 08/21/25 01:54

Prep Date: NA

Analyte	Result	Units	MRL	Spike Amount	Spike Ref. Amount	% Rec	% Rec Limits	RPD	RPD Limit	Qual
1,1,1-Trichloroethane	19.6	µg/L	1.00	20		97.8	75-119			
1,1,2,2-Tetrachloroethane	20.1	µg/L	1.00	20		100	80-123			
1,1,2-Trichloroethane	19.7	µg/L	1.00	20		98.3	83-118			
1,1-Dichloroethane	18.7	µg/L	1.00	20		93.3	73-122			
1,1-Dichloroethylene	19.0	µg/L	1.00	20		94.9	66-131			
1,2-Dichloroethane (Ethylene dichloride)	20.6	µg/L	1.00	20		103	78-121			
1,2-Dichloropropane	21.2	µg/L	1.00	20		106	78-120			
2-Butanone (Methyl ethyl ketone, MEK)	18.1	µg/L	5.00	20		90.7	69-147			
2-Hexanone	21.2	µg/L	5.00	20		106	67-140			
4-Methyl-2-pentanone (MIBK)	28.8	µg/L	1.00	20		144	68-199			
Acetone	25.2	µg/L	10.0	20		126	70-166			
Benzene	20.3	µg/L	1.00	20		101	78-120			
Bromodichloromethane	19.9	µg/L	1.00	20		99.6	73-126			
Bromoform	18.2	µg/L	1.00	20		91.0	60-124			
Carbon disulfide	18.7	µg/L	1.00	20		93.4	67-159			
Carbon tetrachloride	19.0	µg/L	1.00	20		95.2	69-124			
Chlorobenzene	19.5	µg/L	1.00	20		97.5	80-118			
Chlorodibromomethane	18.7	µg/L	1.00	20		93.7	63-117			
Chloroethane (Ethyl chloride)	17.0	µg/L	1.00	20		85.2	35-136			
Chloroform	18.6	µg/L	1.00	20		93.1	75-119			
cis-1,2-Dichloroethylene	18.5	µg/L	1.00	20		92.4	75-123			
cis-1,3-Dichloropropene	19.6	µg/L	1.00	20		97.8	69-120			
Ethylbenzene	20.1	µg/L	1.00	20		101	76-116			
m+p-Xylene	40.9	µg/L	2.00	40		102	76-119			
Methyl bromide (Bromomethane)	25.1	µg/L	1.00	20		125	20-183			
Methyl chloride (Chloromethane)	14.3	µg/L	5.00	20		71.4	26-117			
Methylene chloride (Dichloromethane)	19.3	µg/L	5.00	20		96.5	68-125			
o-Xylene	20.1	µg/L	1.00	20		100	77-116			
Styrene	19.8	µg/L	1.00	20		98.8	76-123			
Tetrachloroethylene (Perchloroethylene)	19.3	µg/L	1.00	20		96.4	80-124			
Toluene	19.3	µg/L	1.00	20		96.3	78-116			
Total Xylene	61.0	µg/L	2.00	60		102	77-119			
trans-1,2-Dichloroethylene	18.6	µg/L	1.00	20		93.2	73-124			
trans-1,3-Dichloropropylene	16.6	µg/L	1.00	20		83.2	67-118			
Trichloroethene (Trichloroethylene)	19.6	µg/L	1.00	20		98.0	75-122			
Vinyl chloride (Chloroethene)	16.3	µg/L	1.00	20		81.4	49-122			
Surr: 1,2-Dichloroethane-d4	***20.1***	*µg/L*		20		101	*80-120*			
Surr: 4-Bromofluorobenzene	***21.4***	*µg/L*		20		107	*80-120*			
Surr: Dibromofluoromethane	***20.4***	*µg/L*		20		102	*80-120*			
Surr: Toluene-d8	***20.3***	*µg/L*		20		101	*80-120*			

QA/QC Report

Client:	WSP USA	**Work Order:**	HN2511497
Project:	Textron Rochester	**Date Collected:**	NA
Matrix:	WATER	**Date Received:**	NA
QC Lot:	2173336	**Run ID:**	3421145

MS | **CLIENT ID: Batch QC** | **Lab ID: QC-2173336-005**

Method: EPA 8260D **Dilution:** 10 **Analysis Date:** 08/21/25 10:15

Prep Date: NA

Analyte	Result	Units	MRL	Spike Amount	Spike Ref. Amount	% Rec	% Rec Limits	RPD	RPD Limit	Qual
1,1,1-Trichloroethane	266	µg/L	10.0	200	ND	133	75-119			S
1,1,2,2-Tetrachloroethane	239	µg/L	10.0	200	ND	120	80-123			
1,1,2-Trichloroethane	219	µg/L	10.0	200	ND	110	83-118			
1,1-Dichloroethane	253	µg/L	10.0	200	ND	126	73-122			S
1,1-Dichloroethylene	275	µg/L	10.0	200	ND	137	66-131			S
1,2-Dichloroethane (Ethylene dichloride)	210	µg/L	10.0	200	<10.0	103	78-121			
1,2-Dichloropropane	175	µg/L	10.0	200	ND	87.6	78-120			
2-Butanone (Methyl ethyl ketone, MEK)	236	µg/L	50.0	200	ND	118	69-147			
2-Hexanone	177	µg/L	50.0	200	ND	88.3	67-140			
4-Methyl-2-pentanone (MIBK)	218	µg/L	10.0	200	ND	109	68-199			
Acetone	319	µg/L	100	200	ND	157	70-166			
Benzene	222	µg/L	10.0	200	18.9	102	78-120			
Bromodichloromethane	183	µg/L	10.0	200	ND	91.4	73-126			
Bromoform	203	µg/L	10.0	200	ND	102	60-124			
Carbon disulfide	273	µg/L	10.0	200	ND	136	67-159			
Carbon tetrachloride	234	µg/L	10.0	200	ND	117	69-124			
Chlorodibromomethane	228	µg/L	10.0	200	ND	114	63-117			
Chloroethane (Ethyl chloride)	266	µg/L	10.0	200	ND	133	26-117			S
Chloroform	239	µg/L	10.0	200	ND	119	75-119			
cis-1,2-Dichloroethylene	241	µg/L	10.0	200	ND	121	75-123			
cis-1,3-Dichloropropene	175	µg/L	10.0	200	ND	87.3	69-120			
Ethylbenzene	228	µg/L	10.0	200	ND	114	76-116			
m+p-Xylene	438	µg/L	20.0	400	ND	110	77-116			
Methyl bromide (Bromomethane)	264	µg/L	10.0	200	ND	129	20-183			
Methyl chloride (Chloromethane)	228	µg/L	50.0	200	ND	114	26-117			
Methylene chloride (Dichloromethane)	268	µg/L	50.0	200	ND	134	68-125			S
o-Xylene	156	µg/L	10.0	200	ND	78.2	77-116			
Styrene	156	µg/L	10.0	200	ND	77.8	76-123			
Tetrachloroethylene (Perchloroethylene)	244	µg/L	10.0	200	ND	122	80-124			
Toluene	198	µg/L	10.0	200	ND	99.0	78-116			
Total Xylene	595	µg/L	20.0	600	ND	99.2	77-119			
trans-1,2-Dichloroethylene	246	µg/L	10.0	200	ND	123	73-124			
trans-1,3-Dichloropropylene	187	µg/L	10.0	200	ND	93.6	67-118			
Trichloroethene (Trichloroethylene)	206	µg/L	10.0	200	ND	103	75-122			
Vinyl chloride (Chloroethene)	263	µg/L	10.0	200	ND	132	49-122			S
Surr: 1,2-Dichloroethane-d4	***19.1***	*µg/L*		20		95.4	*80-120*			
Surr: 4-Bromofluorobenzene	***19.8***	*µg/L*		20		99.0	*80-120*			
Surr: Dibromofluoromethane	***22.4***	*µg/L*		20		112	*80-120*			
Surr: Toluene-d8	***23.2***	*µg/L*		20		116	*80-120*			

QA/QC Report

Client:	WSP USA	**Work Order:**	HN2511497
Project:	Textron Rochester	**Date Collected:**	NA
Matrix:	WATER	**Date Received:**	NA
QC Lot:	2173336	**Run ID:**	3421145

MSD	**CLIENT ID: Batch QC**	**Lab ID: QC-2173336-006**

Method: EPA 8260D **Dilution:** 10 **Analysis Date:** 08/21/25 10:38

Prep Date: NA

Analyte	Result	Units	MRL	Spike Amount	Spike Ref. Amount	% Rec	% Rec Limits	RPD	RPD Limit	Qual
1,1,1-Trichloroethane	215	µg/L	10.0	200	ND	107	75-119	21.2	30	
1,1,2,2-Tetrachloroethane	93.4	µg/L	10.0	200	ND	46.7	80-123	87.7	30	RS
1,1,2-Trichloroethane	189	µg/L	10.0	200	ND	94.4	83-118	14.8	30	
1,1-Dichloroethane	256	µg/L	10.0	200	ND	128	73-122	1.18	30	S
1,1-Dichloroethylene	276	µg/L	10.0	200	ND	138	66-131	0.291	30	S
1,2-Dichloroethane (Ethylene dichloride)	223	µg/L	10.0	200	<10.0	109	78-121	5.86	30	
1,2-Dichloropropane	180	µg/L	10.0	200	ND	90.2	78-120	2.98	30	
2-Butanone (Methyl ethyl ketone, MEK)	168	µg/L	50.0	200	ND	84.2	69-147	33.7	30	R
2-Hexanone	183	µg/L	50.0	200	ND	91.6	67-140	3.61	30	
4-Methyl-2-pentanone (MIBK)	242	µg/L	10.0	200	ND	121	68-199	10.3	30	
Acetone	312	µg/L	100	200	ND	154	70-166	2.03	30	
Benzene	219	µg/L	10.0	200	18.9	100	78-120	1.45	30	
Bromodichloromethane	191	µg/L	10.0	200	ND	95.5	73-126	4.39	30	
Bromoform	187	µg/L	10.0	200	ND	93.4	60-124	8.41	30	
Carbon disulfide	277	µg/L	10.0	200	ND	139	67-159	1.74	30	
Carbon tetrachloride	223	µg/L	10.0	200	ND	112	69-124	4.68	30	
Chlorodibromomethane	179	µg/L	10.0	200	ND	89.4	63-117	24.2	30	
Chloroethane (Ethyl chloride)	274	µg/L	10.0	200	ND	137	26-117	2.81	30	S
Chloroform	178	µg/L	10.0	200	ND	89.0	75-119	29.1	30	
cis-1,2-Dichloroethylene	198	µg/L	10.0	200	ND	99.0	75-123	19.7	30	
cis-1,3-Dichloropropene	177	µg/L	10.0	200	ND	88.4	69-120	1.31	30	
Ethylbenzene	190	µg/L	10.0	200	ND	95.2	76-116	18.0	30	
m+p-Xylene	398	µg/L	20.0	400	ND	99.4	77-116	9.74	30	
Methyl bromide (Bromomethane)	319	µg/L	10.0	200	ND	157	20-183	19.1	30	
Methyl chloride (Chloromethane)	235	µg/L	50.0	200	ND	118	26-117	3.11	30	S
Methylene chloride (Dichloromethane)	271	µg/L	50.0	200	ND	135	68-125	1.19	30	S
o-Xylene	200	µg/L	10.0	200	ND	100.0	77-116	24.4	30	
Styrene	192	µg/L	10.0	200	ND	95.8	76-123	20.6	30	
Tetrachloroethylene (Perchloroethylene)	222	µg/L	10.0	200	ND	111	80-124	9.63	30	
Toluene	189	µg/L	10.0	200	ND	94.6	78-116	4.55	30	
Total Xylene	598	µg/L	20.0	600	ND	99.6	77-119	0.453	30	
trans-1,2-Dichloroethylene	235	µg/L	10.0	200	ND	117	73-124	4.46	30	
trans-1,3-Dichloropropylene	158	µg/L	10.0	200	ND	79.0	67-118	17.0	30	
Trichloroethene (Trichloroethylene)	204	µg/L	10.0	200	ND	102	75-122	0.927	30	
Vinyl chloride (Chloroethene)	274	µg/L	10.0	200	ND	137	49-122	4.02	30	S
Surr: 1,2-Dichloroethane-d4	***19.0***	*µg/L*		20		94.8	*80-120*	0.631	30	
Surr: 4-Bromofluorobenzene	***16.6***	*µg/L*		20		83.0	*80-120*	17.5	30	
Surr: Dibromofluoromethane	***19.8***	*µg/L*		20		98.8	*80-120*	12.8	30	
Surr: Toluene-d8	***20.3***	*µg/L*		20		102	*80-120*	13.5	30	

The following samples were analyzed in this batch: HN2511497-052, HN2511497-053, HN2511497-054

QA/QC Report

Client:	WSP USA	**Work Order:**	HN2511497
Project:	Textron Rochester	**Date Collected:**	NA
Matrix:	WATER	**Date Received:**	NA
QC Lot:	2175482	**Run ID:**	3424715

Volatile Organic Compounds by GC-MS

MB | **CLIENT ID: Method Blank** | **Lab ID: QC-2175482-001**

Method: EPA 8260D **Dilution:** 1 **Analysis Date:** 08/21/25 19:38

Prep Date: NA

Analyte	Result	Units	MRL	Spike Amount	Spike Ref. Amount	% Rec	% Rec Limits	RPD	RPD Limit	Qual
1,1,1-Trichloroethane	ND	µg/L	1.00							
1,1,2,2-Tetrachloroethane	ND	µg/L	1.00							
1,1,2-Trichloroethane	ND	µg/L	1.00							
1,1-Dichloroethane	ND	µg/L	1.00							
1,1-Dichloroethylene	ND	µg/L	1.00							
1,2-Dichloroethane (Ethylene dichloride)	ND	µg/L	1.00							
1,2-Dichloropropane	ND	µg/L	1.00							
2-Butanone (Methyl ethyl ketone, MEK)	ND	µg/L	5.00							
2-Hexanone	ND	µg/L	5.00							
4-Methyl-2-pentanone (MIBK)	ND	µg/L	1.00							
Acetone	ND	µg/L	10.0							
Benzene	ND	µg/L	1.00							
Bromodichloromethane	ND	µg/L	1.00							
Bromoform	ND	µg/L	1.00							
Carbon disulfide	ND	µg/L	1.00							
Carbon tetrachloride	ND	µg/L	1.00							
Chlorobenzene	ND	µg/L	1.00							
Chlorodibromomethane	ND	µg/L	1.00							
Chloroethane (Ethyl chloride)	ND	µg/L	1.00							
Chloroform	ND	µg/L	1.00							
cis-1,2-Dichloroethylene	ND	µg/L	1.00							
cis-1,3-Dichloropropene	ND	µg/L	1.00							
Ethylbenzene	ND	µg/L	1.00							
m+p-Xylene	ND	µg/L	2.00							
Methyl bromide (Bromomethane)	ND	µg/L	1.00							
Methyl chloride (Chloromethane)	ND	µg/L	5.00							
Methylene chloride (Dichloromethane)	ND	µg/L	5.00							
o-Xylene	ND	µg/L	1.00							
Styrene	ND	µg/L	1.00							
Tetrachloroethylene (Perchloroethylene)	ND	µg/L	1.00							
Toluene	ND	µg/L	1.00							
Total Xylene	ND	µg/L	2.00							
trans-1,2-Dichloroethylene	ND	µg/L	1.00							
trans-1,3-Dichloropropylene	ND	µg/L	1.00							
Trichloroethene (Trichloroethylene)	ND	µg/L	1.00							
Vinyl chloride (Chloroethene)	ND	µg/L	1.00							
Surr: 1,2-Dichloroethane-d4	***21.1***	*µg/L*		20		106	*80-120*			
Surr: 4-Bromofluorobenzene	***20.2***	*µg/L*		20		101	*80-120*			
Surr: Dibromofluoromethane	***19.2***	*µg/L*		20		96.1	*80-120*			
Surr: Toluene-d8	***19.5***	*µg/L*		20		97.6	*80-120*			

QA/QC Report

Client:	WSP USA	**Work Order:**	HN2511497
Project:	Textron Rochester	**Date Collected:**	NA
Matrix:	WATER	**Date Received:**	NA
QC Lot:	2175482	**Run ID:**	3424715

LCS | **CLIENT ID: Laboratory Control Sample** | **Lab ID: QC-2175482-002**

Method: EPA 8260D **Dilution:** 1 **Analysis Date:** 08/21/25 18:55

Prep Date: NA

Analyte	Result	Units	MRL	Spike Amount	Spike Ref. Amount	% Rec	% Rec Limits	RPD	RPD Limit	Qual
1,1,1-Trichloroethane	23.6	µg/L	1.00	20		118	75-119			
1,1,2,2-Tetrachloroethane	22.3	µg/L	1.00	20		112	80-123			
1,1,2-Trichloroethane	22.4	µg/L	1.00	20		112	83-118			
1,1-Dichloroethane	18.9	µg/L	1.00	20		94.7	73-122			
1,1-Dichloroethylene	18.6	µg/L	1.00	20		92.8	66-131			
1,2-Dichloroethane (Ethylene dichloride)	18.6	µg/L	1.00	20		93.0	78-121			
1,2-Dichloropropane	23.0	µg/L	1.00	20		115	78-120			
2-Butanone (Methyl ethyl ketone, MEK)	18.8	µg/L	5.00	20		94.2	69-147			
2-Hexanone	20.1	µg/L	5.00	20		101	67-140			
4-Methyl-2-pentanone (MIBK)	29.0	µg/L	1.00	20		145	68-199			
Acetone	21.9	µg/L	10.0	20		109	70-166			
Benzene	21.2	µg/L	1.00	20		106	78-120			
Bromodichloromethane	24.2	µg/L	1.00	20		121	73-126			
Bromoform	21.3	µg/L	1.00	20		107	60-124			
Carbon disulfide	20.5	µg/L	1.00	20		102	67-159			
Carbon tetrachloride	24.2	µg/L	1.00	20		121	69-124			
Chlorobenzene	19.6	µg/L	1.00	20		97.8	80-118			
Chlorodibromomethane	21.0	µg/L	1.00	20		105	63-117			
Chloroethane (Ethyl chloride)	17.5	µg/L	1.00	20		87.3	35-136			
Chloroform	19.5	µg/L	1.00	20		97.6	75-119			
cis-1,2-Dichloroethylene	20.2	µg/L	1.00	20		101	75-123			
cis-1,3-Dichloropropene	21.0	µg/L	1.00	20		105	69-120			
Ethylbenzene	20.4	µg/L	1.00	20		102	76-116			
m+p-Xylene	40.8	µg/L	2.00	40		102	76-119			
Methyl bromide (Bromomethane)	16.4	µg/L	1.00	20		82.0	20-183			
Methyl chloride (Chloromethane)	13.2	µg/L	5.00	20		66.0	26-117			
Methylene chloride (Dichloromethane)	18.2	µg/L	5.00	20		90.8	68-125			
o-Xylene	20.2	µg/L	1.00	20		101	77-116			
Styrene	19.3	µg/L	1.00	20		96.6	76-123			
Tetrachloroethylene (Perchloroethylene)	24.3	µg/L	1.00	20		121	80-124			
Toluene	20.0	µg/L	1.00	20		99.9	78-116			
Total Xylene	61.0	µg/L	2.00	60		102	77-119			
trans-1,2-Dichloroethylene	20.3	µg/L	1.00	20		102	73-124			
trans-1,3-Dichloropropylene	19.7	µg/L	1.00	20		98.4	67-118			
Trichloroethene (Trichloroethylene)	22.6	µg/L	1.00	20		113	75-122			
Vinyl chloride (Chloroethene)	18.1	µg/L	1.00	20		90.7	49-122			
Surr: 1,2-Dichloroethane-d4	***18.7***	*µg/L*		20		93.4	*80-120*			
Surr: 4-Bromofluorobenzene	***19.3***	*µg/L*		20		96.6	*80-120*			
Surr: Dibromofluoromethane	***18.8***	*µg/L*		20		93.8	*80-120*			
Surr: Toluene-d8	***19.8***	*µg/L*		20		99.0	*80-120*			

QA/QC Report

Client:	WSP USA	**Work Order:**	HN2511497
Project:	Textron Rochester	**Date Collected:**	NA
Matrix:	WATER	**Date Received:**	NA
QC Lot:	2175482	**Run ID:**	3424715

MS	**CLIENT ID: Batch QC**	**Lab ID: QC-2175482-005**

Method: EPA 8260D **Dilution:** 1 **Analysis Date:** 08/22/25 00:51

Prep Date: NA

Analyte	Result	Units	MRL	Spike Amount	Spike Ref. Amount	% Rec	% Rec Limits	RPD	RPD Limit	Qual
1,1,1-Trichloroethane	25.3	µg/L	1.00	20	ND	126	75-119			S
1,1,2,2-Tetrachloroethane	22.7	µg/L	1.00	20	ND	114	80-123			
1,1,2-Trichloroethane	23.1	µg/L	1.00	20	ND	115	83-118			
1,1-Dichloroethane	19.2	µg/L	1.00	20	ND	95.9	73-122			
1,1-Dichloroethylene	19.9	µg/L	1.00	20	ND	99.7	66-131			
1,2-Dichloroethane (Ethylene dichloride)	18.2	µg/L	1.00	20	ND	91.0	78-121			
1,2-Dichloropropane	23.7	µg/L	1.00	20	ND	118	78-120			
2-Butanone (Methyl ethyl ketone, MEK)	18.1	µg/L	5.00	20	ND	90.4	69-147			
2-Hexanone	20.4	µg/L	5.00	20	ND	102	67-140			
4-Methyl-2-pentanone (MIBK)	28.0	µg/L	1.00	20	ND	140	68-199			
Acetone	20.0	µg/L	10.0	20	ND	100	70-166			
Benzene	21.1	µg/L	1.00	20	ND	105	78-120			
Bromodichloromethane	23.6	µg/L	1.00	20	ND	118	73-126			
Bromoform	20.1	µg/L	1.00	20	ND	101	60-124			
Carbon disulfide	20.6	µg/L	1.00	20	ND	103	67-159			
Carbon tetrachloride	25.2	µg/L	1.00	20	ND	126	69-124			S
Chlorobenzene	20.6	µg/L	1.00	20	ND	103	80-118			
Chlorodibromomethane	20.6	µg/L	1.00	20	ND	103	63-117			
Chloroethane (Ethyl chloride)	15.6	µg/L	1.00	20	ND	77.8	26-117			
Chloroform	20.3	µg/L	1.00	20	ND	102	75-119			
cis-1,2-Dichloroethylene	20.2	µg/L	1.00	20	ND	101	75-123			
cis-1,3-Dichloropropene	20.4	µg/L	1.00	20	ND	102	69-120			
Ethylbenzene	21.4	µg/L	1.00	20	ND	107	76-116			
m+p-Xylene	43.9	µg/L	2.00	40	ND	109	77-116			
Methyl bromide (Bromomethane)	13.0	µg/L	1.00	20	ND	65.0	20-183			
Methyl chloride (Chloromethane)	12.4	µg/L	5.00	20	ND	62.0	26-117			
Methylene chloride (Dichloromethane)	17.5	µg/L	5.00	20	ND	87.6	68-125			
o-Xylene	21.6	µg/L	1.00	20	ND	108	77-116			
Styrene	20.0	µg/L	1.00	20	ND	100	76-123			
Tetrachloroethylene (Perchloroethylene)	26.5	µg/L	1.00	20	ND	133	80-124			S
Toluene	20.5	µg/L	1.00	20	ND	103	78-116			
Total Xylene	65.4	µg/L	2.00	60	ND	109	77-119			
trans-1,2-Dichloroethylene	20.4	µg/L	1.00	20	ND	102	73-124			
trans-1,3-Dichloropropylene	18.7	µg/L	1.00	20	ND	93.7	67-118			
Trichloroethene (Trichloroethylene)	24.6	µg/L	1.00	20	ND	121	75-122			
Vinyl chloride (Chloroethene)	17.6	µg/L	1.00	20	ND	87.8	49-122			
Surr: 1,2-Dichloroethane-d4	***18.7***	*µg/L*		20		93.6	*80-120*			
Surr: 4-Bromofluorobenzene	***20.4***	*µg/L*		20		102	*80-120*			
Surr: Dibromofluoromethane	***18.2***	*µg/L*		20		90.8	*80-120*			
Surr: Toluene-d8	***20.0***	*µg/L*		20		100	*80-120*			

QA/QC Report

Client:	WSP USA	**Work Order:**	HN2511497
Project:	Textron Rochester	**Date Collected:**	NA
Matrix:	WATER	**Date Received:**	NA
QC Lot:	2175482	**Run ID:**	3424715

MSD | **CLIENT ID: Batch QC** | **Lab ID: QC-2175482-006**

Method: EPA 8260D **Dilution:** 1 **Analysis Date:** 08/22/25 01:05

Prep Date: NA

Analyte	Result	Units	MRL	Spike Amount	Spike Ref. Amount	% Rec	% Rec Limits	RPD	RPD Limit	Qual
1,1,1-Trichloroethane	25.9	µg/L	1.00	20	ND	130	75-119	2.58	30	S
1,1,2,2-Tetrachloroethane	22.7	µg/L	1.00	20	ND	114	80-123	0.0881	30	
1,1,2-Trichloroethane	24.0	µg/L	1.00	20	ND	120	83-118	3.79	30	S
1,1-Dichloroethane	20.4	µg/L	1.00	20	ND	102	73-122	6.16	30	
1,1-Dichloroethylene	21.1	µg/L	1.00	20	ND	105	66-131	5.51	30	
1,2-Dichloroethane (Ethylene dichloride)	19.0	µg/L	1.00	20	ND	94.8	78-121	4.09	30	
1,2-Dichloropropane	23.7	µg/L	1.00	20	ND	118	78-120	0.127	30	
2-Butanone (Methyl ethyl ketone, MEK)	18.4	µg/L	5.00	20	ND	91.8	69-147	1.59	30	
2-Hexanone	21.0	µg/L	5.00	20	ND	105	67-140	2.85	30	
4-Methyl-2-pentanone (MIBK)	28.6	µg/L	1.00	20	ND	143	68-199	2.19	30	
Acetone	21.9	µg/L	10.0	20	ND	110	70-166	8.92	30	
Benzene	22.4	µg/L	1.00	20	ND	112	78-120	5.98	30	
Bromodichloromethane	24.8	µg/L	1.00	20	ND	124	73-126	5.01	30	
Bromoform	21.0	µg/L	1.00	20	ND	105	60-124	4.37	30	
Carbon disulfide	22.1	µg/L	1.00	20	ND	111	67-159	6.97	30	
Carbon tetrachloride	26.1	µg/L	1.00	20	ND	130	69-124	3.63	30	S
Chlorobenzene	21.2	µg/L	1.00	20	ND	106	80-118	2.44	30	
Chlorodibromomethane	21.4	µg/L	1.00	20	ND	107	63-117	3.99	30	
Chloroethane (Ethyl chloride)	16.8	µg/L	1.00	20	ND	84.2	26-117	7.84	30	
Chloroform	21.4	µg/L	1.00	20	ND	107	75-119	5.18	30	
cis-1,2-Dichloroethylene	20.9	µg/L	1.00	20	ND	104	75-123	3.31	30	
cis-1,3-Dichloropropene	22.5	µg/L	1.00	20	ND	112	69-120	9.56	30	
Ethylbenzene	22.2	µg/L	1.00	20	ND	111	76-116	3.35	30	
m+p-Xylene	45.8	µg/L	2.00	40	ND	114	77-116	4.22	30	
Methyl bromide (Bromomethane)	14.0	µg/L	1.00	20	ND	70.2	20-183	7.62	30	
Methyl chloride (Chloromethane)	13.3	µg/L	5.00	20	ND	66.3	26-117	6.62	30	
Methylene chloride (Dichloromethane)	18.7	µg/L	5.00	20	ND	93.5	68-125	6.57	30	
o-Xylene	22.7	µg/L	1.00	20	ND	113	77-116	5.02	30	
Styrene	20.8	µg/L	1.00	20	ND	104	76-123	3.63	30	
Tetrachloroethylene (Perchloroethylene)	27.0	µg/L	1.00	20	ND	135	80-124	1.90	30	S
Toluene	21.4	µg/L	1.00	20	ND	107	78-116	4.38	30	
Total Xylene	68.4	µg/L	2.00	60	ND	114	77-119	4.48	30	
trans-1,2-Dichloroethylene	21.6	µg/L	1.00	20	ND	108	73-124	5.43	30	
trans-1,3-Dichloropropylene	19.3	µg/L	1.00	20	ND	96.3	67-118	2.74	30	
Trichloroethene (Trichloroethylene)	25.3	µg/L	1.00	20	ND	125	75-122	3.09	30	S
Vinyl chloride (Chloroethene)	18.5	µg/L	1.00	20	ND	92.6	49-122	5.27	30	
Surr: 1,2-Dichloroethane-d4	***19.0***	*µg/L*		20		94.8	*80-120*	1.27	30	
Surr: 4-Bromofluorobenzene	***19.8***	*µg/L*		20		99.0	*80-120*	3.23	30	
Surr: Dibromofluoromethane	***18.4***	*µg/L*		20		91.9	*80-120*	1.26	30	
Surr: Toluene-d8	***19.9***	*µg/L*		20		99.4	*80-120*	0.852	30	

The following samples were analyzed in this batch: HN2511497-055

QA/QC Report

Client:	WSP USA	**Work Order:**	HN2511497
Project:	Textron Rochester	**Date Collected:**	NA
Matrix:	WATER	**Date Received:**	NA
QC Lot:	2175623	**Run ID:**	3424928

Volatile Organic Compounds by GC-MS

MB | **CLIENT ID: Method Blank** | **Lab ID: QC-2175623-001**

Method: EPA 8260D **Dilution:** 1 **Analysis Date:** 08/21/25 12:41

Prep Date: NA

Analyte	Result	Units	MRL	Spike Amount	Spike Ref. Amount	% Rec	% Rec Limits	RPD	RPD Limit	Qual
1,1,1-Trichloroethane	ND	µg/L	1.00							
1,1,2,2-Tetrachloroethane	ND	µg/L	1.00							
1,1,2-Trichloroethane	ND	µg/L	1.00							
1,1-Dichloroethane	ND	µg/L	1.00							
1,1-Dichloroethylene	ND	µg/L	1.00							
1,2-Dichloroethane (Ethylene dichloride)	ND	µg/L	1.00							
1,2-Dichloropropane	ND	µg/L	1.00							
2-Butanone (Methyl ethyl ketone, MEK)	ND	µg/L	5.00							
2-Hexanone	ND	µg/L	5.00							
4-Methyl-2-pentanone (MIBK)	ND	µg/L	1.00							
Acetone	ND	µg/L	10.0							
Benzene	ND	µg/L	1.00							
Bromodichloromethane	ND	µg/L	1.00							
Bromoform	ND	µg/L	1.00							
Carbon disulfide	ND	µg/L	1.00							
Carbon tetrachloride	ND	µg/L	1.00							
Chlorobenzene	ND	µg/L	1.00							
Chlorodibromomethane	ND	µg/L	1.00							
Chloroethane (Ethyl chloride)	ND	µg/L	1.00							
Chloroform	ND	µg/L	1.00							
cis-1,2-Dichloroethylene	ND	µg/L	1.00							
cis-1,3-Dichloropropene	ND	µg/L	1.00							
Ethylbenzene	ND	µg/L	1.00							
m+p-Xylene	ND	µg/L	2.00							
Methyl bromide (Bromomethane)	ND	µg/L	1.00							
Methyl chloride (Chloromethane)	ND	µg/L	5.00							
Methylene chloride (Dichloromethane)	ND	µg/L	5.00							
o-Xylene	ND	µg/L	1.00							
Styrene	ND	µg/L	1.00							
Tetrachloroethylene (Perchloroethylene)	ND	µg/L	1.00							
Toluene	ND	µg/L	1.00							
Total Xylene	ND	µg/L	2.00							
trans-1,2-Dichloroethylene	ND	µg/L	1.00							
trans-1,3-Dichloropropylene	ND	µg/L	1.00							
Trichloroethene (Trichloroethylene)	ND	µg/L	1.00							
Vinyl chloride (Chloroethene)	ND	µg/L	1.00							
Surr: 1,2-Dichloroethane-d4	***19.9***	*µg/L*		20		99.4	*80-120*			
Surr: 4-Bromofluorobenzene	***19.4***	*µg/L*		20		97.1	*80-120*			
Surr: Dibromofluoromethane	***18.6***	*µg/L*		20		92.9	*80-120*			
Surr: Toluene-d8	***19.6***	*µg/L*		20		98.2	*80-120*			

QA/QC Report

Client:	WSP USA	**Work Order:**	HN2511497
Project:	Textron Rochester	**Date Collected:**	NA
Matrix:	WATER	**Date Received:**	NA
QC Lot:	2175623	**Run ID:**	3424928

LCS | **CLIENT ID: Laboratory Control Sample** | **Lab ID: QC-2175623-002**

Method: EPA 8260D **Dilution:** 1 **Analysis Date:** 08/21/25 11:32

Prep Date: NA

Analyte	Result	Units	MRL	Spike Amount	Spike Ref. Amount	% Rec	% Rec Limits	RPD	RPD Limit	Qual
1,1,1-Trichloroethane	19.1	µg/L	1.00	20		95.3	75-119			
1,1,2,2-Tetrachloroethane	19.3	µg/L	1.00	20		96.5	80-123			
1,1,2-Trichloroethane	18.0	µg/L	1.00	20		90.2	83-118			
1,1-Dichloroethane	19.5	µg/L	1.00	20		97.4	73-122			
1,1-Dichloroethylene	19.4	µg/L	1.00	20		96.8	66-131			
1,2-Dichloroethane (Ethylene dichloride)	18.4	µg/L	1.00	20		91.8	78-121			
1,2-Dichloropropane	17.8	µg/L	1.00	20		89.2	78-120			
2-Butanone (Methyl ethyl ketone, MEK)	21.8	µg/L	5.00	20		109	69-147			
2-Hexanone	19.8	µg/L	5.00	20		99.0	67-140			
4-Methyl-2-pentanone (MIBK)	27.6	µg/L	1.00	20		138	68-199			
Acetone	24.1	µg/L	10.0	20		120	70-166			
Benzene	19.6	µg/L	1.00	20		97.8	78-120			
Bromodichloromethane	19.1	µg/L	1.00	20		95.5	73-126			
Bromoform	17.0	µg/L	1.00	20		85.2	60-124			
Carbon disulfide	22.7	µg/L	1.00	20		113	67-159			
Carbon tetrachloride	19.4	µg/L	1.00	20		96.8	69-124			
Chlorobenzene	18.7	µg/L	1.00	20		93.4	80-118			
Chlorodibromomethane	16.0	µg/L	1.00	20		79.8	63-117			
Chloroethane (Ethyl chloride)	21.0	µg/L	1.00	20		105	35-136			
Chloroform	18.2	µg/L	1.00	20		90.9	75-119			
cis-1,2-Dichloroethylene	18.5	µg/L	1.00	20		92.6	75-123			
cis-1,3-Dichloropropene	18.9	µg/L	1.00	20		94.3	69-120			
Ethylbenzene	18.3	µg/L	1.00	20		91.5	76-116			
m+p-Xylene	37.4	µg/L	2.00	40		93.5	76-119			
Methyl bromide (Bromomethane)	21.3	µg/L	1.00	20		106	20-183			
Methyl chloride (Chloromethane)	23.4	µg/L	5.00	20		117	26-117			
Methylene chloride (Dichloromethane)	19.3	µg/L	5.00	20		96.7	68-125			
o-Xylene	19.6	µg/L	1.00	20		98.2	77-116			
Styrene	18.7	µg/L	1.00	20		93.6	76-123			
Tetrachloroethylene (Perchloroethylene)	17.9	µg/L	1.00	20		89.4	80-124			
Toluene	19.6	µg/L	1.00	20		98.0	78-116			
Total Xylene	57.0	µg/L	2.00	60		95.1	77-119			
trans-1,2-Dichloroethylene	18.8	µg/L	1.00	20		94.0	73-124			
trans-1,3-Dichloropropylene	16.1	µg/L	1.00	20		80.4	67-118			
Trichloroethene (Trichloroethylene)	17.4	µg/L	1.00	20		86.9	75-122			
Vinyl chloride (Chloroethene)	23.3	µg/L	1.00	20		117	49-122			
Surr: 1,2-Dichloroethane-d4	***19.7***	*µg/L*		20		98.5	*80-120*			
Surr: 4-Bromofluorobenzene	***20.2***	*µg/L*		20		101	*80-120*			
Surr: Dibromofluoromethane	***20.1***	*µg/L*		20		100	*80-120*			
Surr: Toluene-d8	***20.1***	*µg/L*		20		100	*80-120*			

QA/QC Report

Client:	WSP USA	**Work Order:**	HN2511497
Project:	Textron Rochester	**Date Collected:**	NA
Matrix:	WATER	**Date Received:**	NA
QC Lot:	2175623	**Run ID:**	3424928

MS	**CLIENT ID: Batch QC**	**Lab ID: QC-2175623-005**

Method: EPA 8260D **Dilution:** 1 **Analysis Date:** 08/21/25 21:13

Prep Date: NA

Analyte	Result	Units	MRL	Spike Amount	Spike Ref. Amount	% Rec	% Rec Limits	RPD	RPD Limit	Qual
1,1,1-Trichloroethane	22.4	µg/L	1.00	20	ND	112	75-119			
1,1,2,2-Tetrachloroethane	21.8	µg/L	1.00	20	ND	107	80-123			
1,1,2-Trichloroethane	41.9	µg/L	1.00	20	21.2	104	83-118			
1,1-Dichloroethane	22.8	µg/L	1.00	20	ND	114	73-122			
1,1-Dichloroethylene	24.1	µg/L	1.00	20	1.07	115	66-131			
1,2-Dichloroethane (Ethylene dichloride)	51.3	µg/L	1.00	20	29.6	108	78-121			
1,2-Dichloropropane	22.0	µg/L	1.00	20	ND	108	78-120			
2-Butanone (Methyl ethyl ketone, MEK)	21.3	µg/L	5.00	20	ND	106	69-147			
2-Hexanone	20.5	µg/L	5.00	20	ND	103	67-140			
4-Methyl-2-pentanone (MIBK)	28.2	µg/L	1.00	20	ND	141	68-199			
Acetone	22.0	µg/L	10.0	20	ND	110	70-166			
Benzene	24.3	µg/L	1.00	20	<1.00	117	78-120			
Bromodichloromethane	21.5	µg/L	1.00	20	ND	108	73-126			
Bromoform	17.8	µg/L	1.00	20	ND	88.8	60-124			
Carbon disulfide	21.9	µg/L	1.00	20	ND	110	67-159			
Carbon tetrachloride	22.7	µg/L	1.00	20	ND	114	69-124			
Chlorodibromomethane	17.4	µg/L	1.00	20	ND	87.0	63-117			
Chloroethane (Ethyl chloride)	23.2	µg/L	1.00	20	ND	116	26-117			
Chloroform	22.9	µg/L	1.00	20	1.56	106	75-119			
cis-1,2-Dichloroethylene	21.8	µg/L	1.00	20	ND	109	75-123			
cis-1,3-Dichloropropene	20.5	µg/L	1.00	20	ND	102	69-120			
Ethylbenzene	23.0	µg/L	1.00	20	ND	115	76-116			
m+p-Xylene	46.4	µg/L	2.00	40	<2.00	113	77-116			
Methyl bromide (Bromomethane)	23.3	µg/L	1.00	20	ND	117	20-183			
Methyl chloride (Chloromethane)	23.5	µg/L	5.00	20	ND	117	26-117			
Methylene chloride (Dichloromethane)	22.3	µg/L	5.00	20	ND	112	68-125			
o-Xylene	23.8	µg/L	1.00	20	ND	119	77-116			S
Styrene	22.4	µg/L	1.00	20	ND	112	76-123			
Tetrachloroethylene (Perchloroethylene)	21.8	µg/L	1.00	20	ND	107	80-124			
Toluene	23.3	µg/L	1.00	20	ND	116	78-116			
Total Xylene	70.3	µg/L	2.00	60	ND	117	77-119			
trans-1,2-Dichloroethylene	21.8	µg/L	1.00	20	ND	109	73-124			
trans-1,3-Dichloropropylene	17.0	µg/L	1.00	20	ND	85.0	67-118			
Trichloroethene (Trichloroethylene)	21.8	µg/L	1.00	20	1.18	103	75-122			
Vinyl chloride (Chloroethene)	26.5	µg/L	1.00	20	ND	132	49-122			S
Surr: 1,2-Dichloroethane-d4	***20.8***	*µg/L*		20		104	*80-120*			
Surr: 4-Bromofluorobenzene	***19.9***	*µg/L*		20		99.6	*80-120*			
Surr: Dibromofluoromethane	***20.2***	*µg/L*		20		101	*80-120*			
Surr: Toluene-d8	***20.1***	*µg/L*		20		100	*80-120*			

QA/QC Report

Client:	WSP USA	**Work Order:**	HN2511497
Project:	Textron Rochester	**Date Collected:**	NA
Matrix:	WATER	**Date Received:**	NA
QC Lot:	2175623	**Run ID:**	3424928

MSD | **CLIENT ID: Batch QC** | **Lab ID: QC-2175623-006**

Method: EPA 8260D **Dilution:** 1 **Analysis Date:** 08/21/25 21:37

Prep Date: NA

Analyte	Result	Units	MRL	Spike Amount	Spike Ref. Amount	% Rec	% Rec Limits	RPD	RPD Limit	Qual
1,1,1-Trichloroethane	23.2	µg/L	1.00	20	ND	116	75-119	3.24	30	
1,1,2,2-Tetrachloroethane	22.6	µg/L	1.00	20	ND	111	80-123	3.56	30	
1,1,2-Trichloroethane	42.9	µg/L	1.00	20	21.2	109	83-118	2.48	30	
1,1-Dichloroethane	23.5	µg/L	1.00	20	ND	117	73-122	2.94	30	
1,1-Dichloroethylene	24.7	µg/L	1.00	20	1.07	118	66-131	2.33	30	
1,2-Dichloroethane (Ethylene dichloride)	51.5	µg/L	1.00	20	29.6	110	78-121	0.389	30	
1,2-Dichloropropane	22.3	µg/L	1.00	20	ND	109	78-120	1.35	30	
2-Butanone (Methyl ethyl ketone, MEK)	23.2	µg/L	5.00	20	ND	116	69-147	8.59	30	
2-Hexanone	21.5	µg/L	5.00	20	ND	108	67-140	4.80	30	
4-Methyl-2-pentanone (MIBK)	30.1	µg/L	1.00	20	ND	150	68-199	6.73	30	
Acetone	25.9	µg/L	10.0	20	ND	130	70-166	16.2	30	
Benzene	24.7	µg/L	1.00	20	<1.00	119	78-120	1.59	30	
Bromodichloromethane	22.6	µg/L	1.00	20	ND	113	73-126	4.86	30	
Bromoform	18.5	µg/L	1.00	20	ND	92.6	60-124	4.24	30	
Carbon disulfide	22.6	µg/L	1.00	20	ND	113	67-159	2.88	30	
Carbon tetrachloride	23.7	µg/L	1.00	20	ND	118	69-124	4.05	30	
Chlorodibromomethane	18.4	µg/L	1.00	20	ND	92.0	63-117	5.70	30	
Chloroethane (Ethyl chloride)	34.2	µg/L	1.00	20	ND	171	26-117	38.3	30	RS
Chloroform	23.6	µg/L	1.00	20	1.56	110	75-119	3.06	30	
cis-1,2-Dichloroethylene	23.0	µg/L	1.00	20	ND	115	75-123	5.23	30	
cis-1,3-Dichloropropene	21.5	µg/L	1.00	20	ND	108	69-120	4.86	30	
Ethylbenzene	23.5	µg/L	1.00	20	ND	118	76-116	2.11	30	S
m+p-Xylene	48.1	µg/L	2.00	40	<2.00	118	77-116	3.47	30	S
Methyl bromide (Bromomethane)	28.9	µg/L	1.00	20	ND	145	20-183	21.4	30	
Methyl chloride (Chloromethane)	34.2	µg/L	5.00	20	ND	171	26-117	37.2	30	RS
Methylene chloride (Dichloromethane)	23.2	µg/L	5.00	20	ND	116	68-125	4.00	30	
o-Xylene	24.3	µg/L	1.00	20	ND	122	77-116	1.99	30	S
Styrene	23.0	µg/L	1.00	20	ND	115	76-123	3.04	30	
Tetrachloroethylene (Perchloroethylene)	22.3	µg/L	1.00	20	ND	110	80-124	2.41	30	
Toluene	23.7	µg/L	1.00	20	ND	118	78-116	1.70	30	S
Total Xylene	72.4	µg/L	2.00	60	ND	121	77-119	2.97	30	S
trans-1,2-Dichloroethylene	22.5	µg/L	1.00	20	ND	112	73-124	3.16	30	
trans-1,3-Dichloropropylene	17.9	µg/L	1.00	20	ND	89.3	67-118	4.99	30	
Trichloroethene (Trichloroethylene)	22.3	µg/L	1.00	20	1.18	106	75-122	2.17	30	
Vinyl chloride (Chloroethene)	35.2	µg/L	1.00	20	ND	176	49-122	28.1	30	S
Surr: 1,2-Dichloroethane-d4	***20.3***	*µg/L*		20		101	*80-120*	2.39	30	
Surr: 4-Bromofluorobenzene	***20.2***	*µg/L*		20		101	*80-120*	1.54	30	
Surr: Dibromofluoromethane	***20.5***	*µg/L*		20		102	*80-120*	1.33	30	
Surr: Toluene-d8	***20.1***	*µg/L*		20		100	*80-120*	0.0996	30	

The following samples were analyzed in this batch: HN2511497-029, HN2511497-046

October 09, 2025

Paul Stork
WSP USA
521 Byers Road
Suite 204
Miamisburg, OH 45342

Re: **Textron**

Date Received: **09/17/2025**
Work Order: **HN2513634**
Revision: **2**

Dear Paul,

Enclosed are the results of the sample(s) submitted to our laboratory.

The analytical data provided relates directly to the samples received by ALS Environmental - Holland and for only the analyses requested.

Sample results are compliant with industry accepted practices and Quality Control results achieved laboratory specifications. Any exceptions are noted in the Case Narrative, or noted with qualifiers in the report or QC batch information. Should this laboratory report need to be reproduced, it should be reproduced in full unless written approval has been obtained from ALS Environmental. Samples will be disposed in 30 days unless storage arrangements are made.

If you have any questions regarding this report, please feel free to contact me:
ADDRESS: 3352 128th Avenue, Holland, MI, USA PHONE: +1 (616) 399-6070 FAX: +1 (616) 399-6185

Jodi Blouw
/S/ JODI BLOUW

Project Manager

Client: WSP USA **Work Order:** HN2513634
Project: Textron **Date Received:** 17-Sep-2025

CASE NARRATIVE

All analyses were performed consistent with the quality assurance program of ALS Environmental. This report contains analytical results for samples for the Tier II level requested by the client.

Sample Receipt

5 water, groundwater samples were received for analysis at ALS Environmental on 17-Sep-2025. Any discrepancies upon initial sample inspection are annotated on the sample receipt and preservation form included within this report. The samples were stored at minimum in accordance with the analytical method requirements.

Organics

EPA 8260D-FULL HN-W

Run ID: 3534329

The Continuing Calibration Verification did not meet acceptance criteria with high bias, however, the sample results were non-detect for the following analytes: Chloroethane (Ethyl chloride), Dichlorodifluoromethane (Freon-12), Vinyl chloride (Chloroethene)

Run ID: 3540473

The Continuing Calibration Verification did not meet acceptance criteria with high bias, however, the sample results were non-detect for the following analytes: Chloroethane (Ethyl chloride), Dichlorodifluoromethane (Freon-12), Iodomethane (Methyl iodide)

SAMPLE DETECTION SUMMARY

This form includes only detections above the limits as presented.

For a full listing of sample results, continue to the Sample Results section of this Report.

CLIENT ID: ATR MW-38(69.9)-091625			Lab ID: HN2513634-003		
Analyte	**Results**	**Flag**	**MRL**	**Units**	**Method**
Vinyl chloride (Chloroethene)	5.71		1.00	µg/L	EPA 8260D

CLIENT ID: ATR MW-38(69.9)-091625R			Lab ID: HN2513634-004		
Analyte	**Results**	**Flag**	**MRL**	**Units**	**Method**
Vinyl chloride (Chloroethene)	5.49		1.00	µg/L	EPA 8260D

SAMPLE SUMMARY

Client: WSP USA
Project: Textron
Workorder: HN2513634

Laboratory Sample ID	Client Sample ID	Sample Matrix	Collection Date	Date Received
HN2513634-001	Trip Blank	WATER	NA	09/17/25 11:45
HN2513634-002	ATR MW-38(102.9)-091625	GROUNDWATER	09/16/25 14:07	09/17/25 11:45
HN2513634-003	ATR MW-38(69.9)-091625	GROUNDWATER	09/16/25 14:43	09/17/25 11:45
HN2513634-004	ATR MW-38(69.9)-091625R	GROUNDWATER	09/16/25 14:43	09/17/25 11:45
HN2513634-005	ATR-EB001-091625	WATER	09/16/25 15:00	09/17/25 11:45

Simi Valley, CA +1 805 526 7161
Kelso, WA +1 360 577 7222
Cincinnati, OH +1 513 733 5336
Everett, WA +1 425 356 2600
Fort Collins, CO +1 970 490 1511
Holland, MI +1 616 399 6070
Houston, TX +1 281 530 5656
Middletown, PA +1 717 944 5541
Valparaiso, IN +1 219 299 8127
Salt Lake City, UT +1 801 266 7700
South Charleston, WV +1 304 356 3168
Rochester, NY +1 585 288 5380

Chain of Custody Form

Page 1 of 1

COC ID: 073997

ALS Project Manager:

ALS Work Order #:

Customer Information		Project Information		Parameter/Method Request for Analysis	
Purchase Order	P133597US00	Project Name	TEXTRON	A	VOC's - 8260
Quote #		Project Number		B	
Company Name	WSP USA INC	Bill To Company		C	
Send Report To	Paul Sturck	Invoice Attn		D	
Address	521 Byers Rd Suite 204	Address		E	
				F	
City/State/Zip	Miamisburg Ohio 45342	City/State/Zip		G	
Phone	(937) 859-3600	Phone		H	
Fax		Fax		I	
e-Mail Address	Paul.Sturck@WSP.Com	e-Mail Address		J	

No.	Sample Description	Date	Time	Matrix	Pres.	# Bottles	A	B	C	D	E	F	G	H	I	J	Hold
1	Trip Blank			Lab	1,7,8	3	X										
2	ATRMW-38(102.5)-091625	9/16/25	1407	GW	1,7,8	3	X										
3	ATRMW-38(69.5)-091625	9/16/25	1443	GW	1,7,8	3	X										
4	ATRMW-38(69.5)-091625-R	9/16/25	1443	GW	1,7,8	3	X										
5	ATR-EB001-091625	9/16/25	1500	Lab	1,7,8	3	X										
6																	
7																	
8																	
9																	
10																	

Environmental Division Holland
Work Order Reference
HN2513634

Telephone : +1 616 399 6070

Sampler(s) Please Print & Sign: [illegible]

Shipment Method:

Turnaround Time in Business Days (BD): ☐ 10 BD ☐ 5 BD ☐ 3 BD ☐ 2 BD ☐ 1 BD Other: _____

Results Due Date:

Relinquished by: [illegible]	Date: 9/17/25	Time: 1145	Received by: [illegible]
Relinquished by:	Date:	Time:	Received by (Laboratory):
Logged by (Laboratory):	Date: 9-17-25	Time: 1500	Checked by (Laboratory):

Notes:

Cooler ID	Cooler Temp.
	2.8
	3.6

QC Package: (Check One Box Below)
☐ Level II Std QC ☐ TRRP Checklist
☐ Level III Std QC/Raw Date ☐ TRRP Level IV
☐ Level IV SW846/CLP
☐ Other _____

Preservative Key: 1-HCl 2-HNO_3 3-H_2SO_4 4-NaOH 5-$Na_2S_2O_3$ 6-$NaHSO_4$ 7-Other 8-4°C 9-5035

Note: 1. Any changes must be made in writing once samples and COC Form have been submitted to ALS Environmental.
2. Unless otherwise agreed in a formal contract, services provided by ALS Environmental are expressly limited to the terms and conditions stated on the reverse.
3. The Chain of Custody is a legal document. All information must be completed accurately.

Copyright 2022 by ALS Environmental
ALS-COC-2022-R00

ALS Holland Sample Receiving Checklist

Received by:	
Date/Time:	9-17-25 1145
Carrier Name:	d-214
Shipping container/cooler in good condition?	Yes / No / Not Present
Custody seals intact on shipping container/cooler?	Yes / No / Not Present
Custody seals intact on sample bottles?	Yes / No / Not Present
Chain of Custody present?	Yes / No
COC signed when relinquished and received?	Yes / No
COC agrees with sample labels?	Yes / No
Samples in proper container/bottle?	Yes / No
Sample containers intact?	Yes / No
Sufficient sample volume for indicated test?	Yes / No
All samples received within holding time?	Yes / No
Container/Temp Blank temperature in compliance?	Yes / No
Temperature(s) (°C):	2.8 2.8
Thermometer(s):	206
Sample(s) received on ice?	Yes / No
Matrix/Matrices:	water
Cooler(s)/Kit(s):	
Date/Time sample(s) sent to storage:	9-17-25
Water – VOA vials have zero headspace?	Yes / No / No Vials
Water – pH acceptable upon receipt?	Yes / No / N/A
pH strip lot #: _____ < 2 _____	> 12 _____ Other _____
pH adjusted (note adjustments below)?	Yes / No / N/A
pH adjusted by:	
Login Notes:	

Custody Seal

http://www.alsglobal.com

ALS Environmental
3352 128th Avenue
Holland, Michigan 49424-9263
Ph: 616-399-6070
Attn: Sample Receiving

Company:
Name:
Date:

3352 128th Avenue
Holland, MI 49424
Ph 616.399.6070

REPORT QUALIFIERS AND DEFINITIONS

*	Value exceeds Regulatory Limit (if MCL displayed)
a	Analyte is non-accredited
B	Analyte detected in the associated Method Blank above the Reporting Limit
E	Value above quantitation range
H	Analyzed outside of Holding Time
J	Analyte is present at an estimated concentration between the MDL and Report Limit
NC	Not Calculated
ND	Not Detected at the Reporting Limit
O	Sample amount is > 4 times amount spiked
P	Dual Column results percent difference > 40%
R	RPD above laboratory control limit
S	Spike Recovery outside laboratory control limits
U	Analyzed but not detected above the MDL
V	The Continuing Calibration Verification was outside of control criteria
X	Analyte was detected in the Method Blank between the MDL and Reporting Limit, sample results may exhibit background or reagent contamination at the observed level.

Holland Laboratory Certifications[1]

Agency	Type	ID	Issued	Expires
Alabama	Drinking Water (Secondary)	42500	12/17/2024	12/31/2025
Colorado	UST		07/01/2025	06/30/2026
Connecticut	Drinking Water (Secondary)	PH-0155	12/10/2024	12/31/2026
Florida	NELAP (Primary)	E871106	07/01/2025	06/30/2026
Illinois	NELAP (Secondary)	200076	11/14/2024	12/31/2025
Indiana	Drinking Water (Secondary)	C-MI-08	12/31/2024	09/04/2026
Iowa	State Specific	403	09/18/2023	09/01/2025
Kansas	NELAP (Secondary)	E-10411	07/09/2024	07/31/2025
Kentucky	Waste Water	KY98004	12/20/2024	12/31/2025
Kentucky	UST	120474	06/24/2024	06/30/2025
Michigan	Drinking Water (Primary)	0022	12/19/2023	09/04/2026
Minnesota	NELAP (Secondary)	026-999-449	12/17/2024	12/31/2025
Missouri	Drinking Water (Secondary)	01262	11/14/2024	12/30/2027
New Jersey	NELAP (Secondary)	MI015	07/01/2024	6/30/2025
New York	NELAP (Secondary)	12128	04/01/2025	04/01/2026
North Dakota	State Specific	R-192	11/18/2024	06/30/2025
Ohio	Drinking Water (Secondary)	87783	06/26/2025	6/30/2026
Pennsylvania	NELAP (Secondary)	68-03827	06/14/2024	07/31/2025
Texas	NELAP (Secondary)	T104704494	02/12/2025	01/31/2026
USDA	Domestic CA	Soil-MI-007	02/06/2025	08/07/2026
USDA	Soil Import	525-23-62-77572	03/03/2023	03/03/2026
West Virginia	State Specific	355	06/07/2025	08/31/2026
Wisconsin	State Specific	399084510	08/15/2024	08/31/2025

1 - Scope available upon request

ANALYST SUMMARY

Client: WSP USA
Project: Textron
Work Order: HN2513634

Sample Name: Trip Blank
Laboratory Code: HN2513634-001
Sample Matrix: WATER
Date Collected: NA
Date Received: 09/17/25

Analysis Method	Preparation Method	Container ID	Preparation Lot	Prepared By	Analysis Lot	Analyzed By
EPA 8260D		001-AA	2243094		3534329	Caroline Cox

Sample Name: ATR MW-38(102.9)-091625
Laboratory Code: HN2513634-002
Sample Matrix: GROUNDWATER
Date Collected: 09/16/25
Date Received: 09/17/25

Analysis Method	Preparation Method	Container ID	Preparation Lot	Prepared By	Analysis Lot	Analyzed By
EPA 8260D		002-AA	2243094		3534329	Caroline Cox

Sample Name: ATR MW-38(69.9)-091625
Laboratory Code: HN2513634-003
Sample Matrix: GROUNDWATER
Date Collected: 09/16/25
Date Received: 09/17/25

Analysis Method	Preparation Method	Container ID	Preparation Lot	Prepared By	Analysis Lot	Analyzed By
EPA 8260D		003-AA	2243094		3534329	Caroline Cox
EPA 8260D		003-AA	2247109		3540473	Caroline Cox

Sample Name: ATR MW-38(69.9)-091625R
Laboratory Code: HN2513634-004
Sample Matrix: GROUNDWATER
Date Collected: 09/16/25
Date Received: 09/17/25

Analysis Method	Preparation Method	Container ID	Preparation Lot	Prepared By	Analysis Lot	Analyzed By
EPA 8260D		004-AA	2243094		3534329	Caroline Cox
EPA 8260D		004-AA	2247109		3540473	Caroline Cox

ANALYST SUMMARY

Client:	WSP USA	**Work Order:**	HN2513634
Project:	Textron		

Sample Name:	ATR-EB001-091625	**Date Collected:**	09/16/25
Laboratory Code:	HN2513634-005	**Date Received:**	09/17/25
Sample Matrix:	WATER		

Analysis Method	Preparation Method	Container ID	Preparation Lot	Prepared By	Analysis Lot	Analyzed By
EPA 8260D		005-AA	2243094		3534329	Caroline Cox

Analytical Report

Client:	WSP USA	**Work Order:**	HN2513634
Project:	Textron	**Date Collected:**	NA
Matrix:	WATER	**Date Received:**	09/17/25 11:45

CLIENT ID: Trip Blank **Lab ID: HN2513634-001**

Analyte	Method	Results	Qual	Units	MRL	Dilution Factor	Date Analyzed	Date Extracted
Volatile Organic Compounds by GC-MS								
1,1,1-Trichloroethane	EPA 8260D	ND		µg/L	1.00	1	09/26/25 04:11	NA
1,1,2,2-Tetrachloroethane	EPA 8260D	ND		µg/L	1.00	1	09/26/25 04:11	NA
1,1,2-Trichloroethane	EPA 8260D	ND		µg/L	1.00	1	09/26/25 04:11	NA
1,1-Dichloroethane	EPA 8260D	ND		µg/L	1.00	1	09/26/25 04:11	NA
1,1-Dichloroethylene	EPA 8260D	ND		µg/L	1.00	1	09/26/25 04:11	NA
1,2-Dichloroethane (Ethylene dichloride)	EPA 8260D	ND		µg/L	1.00	1	09/26/25 04:11	NA
1,2-Dichloropropane	EPA 8260D	ND		µg/L	1.00	1	09/26/25 04:11	NA
2-Butanone (Methyl ethyl ketone, MEK)	EPA 8260D	ND		µg/L	5.00	1	09/26/25 04:11	NA
2-Hexanone	EPA 8260D	ND		µg/L	5.00	1	09/26/25 04:11	NA
4-Methyl-2-pentanone (MIBK)	EPA 8260D	ND		µg/L	1.00	1	09/26/25 04:11	NA
Acetone	EPA 8260D	ND		µg/L	10.0	1	09/26/25 04:11	NA
Benzene	EPA 8260D	ND		µg/L	1.00	1	09/26/25 04:11	NA
Bromodichloromethane	EPA 8260D	ND		µg/L	1.00	1	09/26/25 04:11	NA
Bromoform	EPA 8260D	ND		µg/L	1.00	1	09/26/25 04:11	NA
Carbon disulfide	EPA 8260D	ND		µg/L	1.00	1	09/26/25 04:11	NA
Carbon tetrachloride	EPA 8260D	ND		µg/L	1.00	1	09/26/25 04:11	NA
Chlorobenzene	EPA 8260D	ND		µg/L	1.00	1	09/26/25 04:11	NA
Chlorodibromomethane	EPA 8260D	ND		µg/L	1.00	1	09/26/25 04:11	NA
Chloroethane (Ethyl chloride)	EPA 8260D	ND		µg/L	1.00	1	09/26/25 04:11	NA
Chloroform	EPA 8260D	ND		µg/L	1.00	1	09/26/25 04:11	NA
cis-1,2-Dichloroethylene	EPA 8260D	ND		µg/L	1.00	1	09/26/25 04:11	NA
cis-1,3-Dichloropropene	EPA 8260D	ND		µg/L	1.00	1	09/26/25 04:11	NA
Ethylbenzene	EPA 8260D	ND		µg/L	1.00	1	09/26/25 04:11	NA
m+p-Xylene	EPA 8260D	ND		µg/L	2.00	1	09/26/25 04:11	NA
Methyl bromide (Bromomethane)	EPA 8260D	ND		µg/L	1.00	1	09/26/25 04:11	NA
Methyl chloride (Chloromethane)	EPA 8260D	ND		µg/L	5.00	1	09/26/25 04:11	NA
Methylene chloride (Dichloromethane)	EPA 8260D	ND		µg/L	5.00	1	09/26/25 04:11	NA
o-Xylene	EPA 8260D	ND		µg/L	1.00	1	09/26/25 04:11	NA
Styrene	EPA 8260D	ND		µg/L	1.00	1	09/26/25 04:11	NA

Analytical Report

Client:	WSP USA	**Work Order:**	HN2513634
Project:	Textron	**Date Collected:**	NA
Matrix:	WATER	**Date Received:**	09/17/25 11:45

CLIENT ID: Trip Blank **Lab ID: HN2513634-001**

Analyte	Method	Results	Qual	Units	MRL	Dilution Factor	Date Analyzed	Date Extracted
Tetrachloroethylene (Perchloroethylene)	EPA 8260D	ND		µg/L	1.00	1	09/26/25 04:11	NA
Toluene	EPA 8260D	ND		µg/L	1.00	1	09/26/25 04:11	NA
Total Xylene	EPA 8260D	ND		µg/L	2.00	1	09/26/25 04:11	NA
trans-1,2-Dichloroethylene	EPA 8260D	ND		µg/L	1.00	1	09/26/25 04:11	NA
trans-1,3-Dichloropropylene	EPA 8260D	ND		µg/L	1.00	1	09/26/25 04:11	NA
Trichloroethene (Trichloroethylene)	EPA 8260D	ND		µg/L	1.00	1	09/26/25 04:11	NA
Vinyl chloride (Chloroethene)	EPA 8260D	ND		µg/L	1.00	1	09/26/25 04:11	NA
Surr: 1,2-Dichloroethane-d4	*EPA 8260D*	***92.4***		*%REC*	*80-120*	*1*	*09/26/25 04:11*	*NA*
Surr: 4-Bromofluorobenzene	*EPA 8260D*	***104***		*%REC*	*80-120*	*1*	*09/26/25 04:11*	*NA*
Surr: Dibromofluoromethane	*EPA 8260D*	***101***		*%REC*	*80-120*	*1*	*09/26/25 04:11*	*NA*
Surr: Toluene-d8	*EPA 8260D*	***96.4***		*%REC*	*80-120*	*1*	*09/26/25 04:11*	*NA*

Analytical Report

Client:	WSP USA	**Work Order:**	HN2513634
Project:	Textron	**Date Collected:**	09/16/25 14:07
Matrix:	GROUNDWATER	**Date Received:**	09/17/25 11:45

CLIENT ID: ATR MW-38(102.9)-091625 **Lab ID: HN2513634-002**

Analyte	Method	Results	Qual	Units	MRL	Dilution Factor	Date Analyzed	Date Extracted
Volatile Organic Compounds by GC-MS								
1,1,1-Trichloroethane	EPA 8260D	ND		µg/L	1.00	1	09/26/25 08:01	NA
1,1,2,2-Tetrachloroethane	EPA 8260D	ND		µg/L	1.00	1	09/26/25 08:01	NA
1,1,2-Trichloroethane	EPA 8260D	ND		µg/L	1.00	1	09/26/25 08:01	NA
1,1-Dichloroethane	EPA 8260D	ND		µg/L	1.00	1	09/26/25 08:01	NA
1,1-Dichloroethylene	EPA 8260D	ND		µg/L	1.00	1	09/26/25 08:01	NA
1,2-Dichloroethane (Ethylene dichloride)	EPA 8260D	ND		µg/L	1.00	1	09/26/25 08:01	NA
1,2-Dichloropropane	EPA 8260D	ND		µg/L	1.00	1	09/26/25 08:01	NA
2-Butanone (Methyl ethyl ketone, MEK)	EPA 8260D	ND		µg/L	5.00	1	09/26/25 08:01	NA
2-Hexanone	EPA 8260D	ND		µg/L	5.00	1	09/26/25 08:01	NA
4-Methyl-2-pentanone (MIBK)	EPA 8260D	ND		µg/L	1.00	1	09/26/25 08:01	NA
Acetone	EPA 8260D	ND		µg/L	10.0	1	09/26/25 08:01	NA
Benzene	EPA 8260D	ND		µg/L	1.00	1	09/26/25 08:01	NA
Bromodichloromethane	EPA 8260D	ND		µg/L	1.00	1	09/26/25 08:01	NA
Bromoform	EPA 8260D	ND		µg/L	1.00	1	09/26/25 08:01	NA
Carbon disulfide	EPA 8260D	ND		µg/L	1.00	1	09/26/25 08:01	NA
Carbon tetrachloride	EPA 8260D	ND		µg/L	1.00	1	09/26/25 08:01	NA
Chlorobenzene	EPA 8260D	ND		µg/L	1.00	1	09/26/25 08:01	NA
Chlorodibromomethane	EPA 8260D	ND		µg/L	1.00	1	09/26/25 08:01	NA
Chloroethane (Ethyl chloride)	EPA 8260D	ND		µg/L	1.00	1	09/26/25 08:01	NA
Chloroform	EPA 8260D	ND		µg/L	1.00	1	09/26/25 08:01	NA
cis-1,2-Dichloroethylene	EPA 8260D	ND		µg/L	1.00	1	09/26/25 08:01	NA
cis-1,3-Dichloropropene	EPA 8260D	ND		µg/L	1.00	1	09/26/25 08:01	NA
Ethylbenzene	EPA 8260D	ND		µg/L	1.00	1	09/26/25 08:01	NA
m+p-Xylene	EPA 8260D	ND		µg/L	2.00	1	09/26/25 08:01	NA
Methyl bromide (Bromomethane)	EPA 8260D	ND		µg/L	1.00	1	09/26/25 08:01	NA
Methyl chloride (Chloromethane)	EPA 8260D	ND		µg/L	5.00	1	09/26/25 08:01	NA
Methylene chloride (Dichloromethane)	EPA 8260D	ND		µg/L	5.00	1	09/26/25 08:01	NA
o-Xylene	EPA 8260D	ND		µg/L	1.00	1	09/26/25 08:01	NA
Styrene	EPA 8260D	ND		µg/L	1.00	1	09/26/25 08:01	NA

Analytical Report

Client:	WSP USA	**Work Order:**	HN2513634
Project:	Textron	**Date Collected:**	09/16/25 14:07
Matrix:	GROUNDWATER	**Date Received:**	09/17/25 11:45

CLIENT ID: ATR MW-38(102.9)-091625 **Lab ID: HN2513634-002**

Analyte	Method	Results	Qual	Units	MRL	Dilution Factor	Date Analyzed	Date Extracted
Tetrachloroethylene (Perchloroethylene)	EPA 8260D	ND		µg/L	1.00	1	09/26/25 08:01	NA
Toluene	EPA 8260D	ND		µg/L	1.00	1	09/26/25 08:01	NA
Total Xylene	EPA 8260D	ND		µg/L	2.00	1	09/26/25 08:01	NA
trans-1,2-Dichloroethylene	EPA 8260D	ND		µg/L	1.00	1	09/26/25 08:01	NA
trans-1,3-Dichloropropylene	EPA 8260D	ND		µg/L	1.00	1	09/26/25 08:01	NA
Trichloroethene (Trichloroethylene)	EPA 8260D	ND		µg/L	1.00	1	09/26/25 08:01	NA
Vinyl chloride (Chloroethene)	EPA 8260D	ND		µg/L	1.00	1	09/26/25 08:01	NA
Surr: 1,2-Dichloroethane-d4	*EPA 8260D*	***98.2***		*%REC*	*80-120*	*1*	*09/26/25 08:01*	*NA*
Surr: 4-Bromofluorobenzene	*EPA 8260D*	***99.0***		*%REC*	*80-120*	*1*	*09/26/25 08:01*	*NA*
Surr: Dibromofluoromethane	*EPA 8260D*	***105***		*%REC*	*80-120*	*1*	*09/26/25 08:01*	*NA*
Surr: Toluene-d8	*EPA 8260D*	***94.8***		*%REC*	*80-120*	*1*	*09/26/25 08:01*	*NA*

Analytical Report

Client:	WSP USA	**Work Order:**	HN2513634
Project:	Textron	**Date Collected:**	09/16/25 14:43
Matrix:	GROUNDWATER	**Date Received:**	09/17/25 11:45

CLIENT ID: ATR MW-38(69.9)-091625 **Lab ID: HN2513634-003**

Analyte	Method	Results	Qual	Units	MRL	Dilution Factor	Date Analyzed	Date Extracted
Volatile Organic Compounds by GC-MS								
1,1,1-Trichloroethane	EPA 8260D	ND		µg/L	1.00	1	09/26/25 08:24	NA
1,1,2,2-Tetrachloroethane	EPA 8260D	ND		µg/L	1.00	1	09/26/25 08:24	NA
1,1,2-Trichloroethane	EPA 8260D	ND		µg/L	1.00	1	09/26/25 08:24	NA
1,1-Dichloroethane	EPA 8260D	ND		µg/L	1.00	1	09/26/25 08:24	NA
1,1-Dichloroethylene	EPA 8260D	ND		µg/L	1.00	1	09/26/25 08:24	NA
1,2-Dichloroethane (Ethylene dichloride)	EPA 8260D	ND		µg/L	1.00	1	09/26/25 08:24	NA
1,2-Dichloropropane	EPA 8260D	ND		µg/L	1.00	1	09/26/25 08:24	NA
2-Butanone (Methyl ethyl ketone, MEK)	EPA 8260D	ND		µg/L	5.00	1	09/26/25 08:24	NA
2-Hexanone	EPA 8260D	ND		µg/L	5.00	1	09/26/25 08:24	NA
4-Methyl-2-pentanone (MIBK)	EPA 8260D	ND		µg/L	1.00	1	09/26/25 08:24	NA
Acetone	EPA 8260D	ND		µg/L	10.0	1	09/26/25 08:24	NA
Benzene	EPA 8260D	ND		µg/L	1.00	1	09/26/25 08:24	NA
Bromodichloromethane	EPA 8260D	ND		µg/L	1.00	1	09/26/25 08:24	NA
Bromoform	EPA 8260D	ND		µg/L	1.00	1	09/26/25 08:24	NA
Carbon disulfide	EPA 8260D	ND		µg/L	1.00	1	09/26/25 08:24	NA
Carbon tetrachloride	EPA 8260D	ND		µg/L	1.00	1	09/26/25 08:24	NA
Chlorobenzene	EPA 8260D	ND		µg/L	1.00	1	09/26/25 08:24	NA
Chlorodibromomethane	EPA 8260D	ND		µg/L	1.00	1	09/26/25 08:24	NA
Chloroethane (Ethyl chloride)	EPA 8260D	ND		µg/L	1.00	1	09/26/25 08:24	NA
Chloroform	EPA 8260D	ND		µg/L	1.00	1	09/26/25 08:24	NA
cis-1,2-Dichloroethylene	EPA 8260D	ND		µg/L	1.00	1	09/26/25 08:24	NA
cis-1,3-Dichloropropene	EPA 8260D	ND		µg/L	1.00	1	09/26/25 08:24	NA
Ethylbenzene	EPA 8260D	ND		µg/L	1.00	1	09/26/25 08:24	NA
m+p-Xylene	EPA 8260D	ND		µg/L	2.00	1	09/26/25 08:24	NA
Methyl bromide (Bromomethane)	EPA 8260D	ND		µg/L	1.00	1	09/26/25 08:24	NA
Methyl chloride (Chloromethane)	EPA 8260D	ND		µg/L	5.00	1	09/26/25 08:24	NA
Methylene chloride (Dichloromethane)	EPA 8260D	ND		µg/L	5.00	1	09/26/25 08:24	NA
o-Xylene	EPA 8260D	ND		µg/L	1.00	1	09/26/25 08:24	NA
Styrene	EPA 8260D	ND		µg/L	1.00	1	09/26/25 08:24	NA

Analytical Report

Client:	WSP USA	**Work Order:**	HN2513634
Project:	Textron	**Date Collected:**	09/16/25 14:43
Matrix:	GROUNDWATER	**Date Received:**	09/17/25 11:45

CLIENT ID: ATR MW-38(69.9)-091625 **Lab ID: HN2513634-003**

Analyte	Method	Results	Qual	Units	MRL	Dilution Factor	Date Analyzed	Date Extracted
Tetrachloroethylene (Perchloroethylene)	EPA 8260D	ND		µg/L	1.00	1	09/26/25 08:24	NA
Toluene	EPA 8260D	ND		µg/L	1.00	1	09/26/25 08:24	NA
Total Xylene	EPA 8260D	ND		µg/L	2.00	1	09/26/25 08:24	NA
trans-1,2-Dichloroethylene	EPA 8260D	ND		µg/L	1.00	1	09/26/25 08:24	NA
trans-1,3-Dichloropropylene	EPA 8260D	ND		µg/L	1.00	1	09/26/25 08:24	NA
Trichloroethene (Trichloroethylene)	EPA 8260D	ND		µg/L	1.00	1	09/26/25 08:24	NA
Vinyl chloride (Chloroethene)	EPA 8260D	**5.71**		µg/L	1.00	1	09/26/25 15:53	NA
Surr: 1,2-Dichloroethane-d4	*EPA 8260D*	***100***		*%REC*	*80-120*	*1*	*09/26/25 08:24*	*NA*
Surr: 4-Bromofluorobenzene	*EPA 8260D*	***100***		*%REC*	*80-120*	*1*	*09/26/25 08:24*	*NA*
Surr: Dibromofluoromethane	*EPA 8260D*	***107***		*%REC*	*80-120*	*1*	*09/26/25 08:24*	*NA*
Surr: Toluene-d8	*EPA 8260D*	***96.1***		*%REC*	*80-120*	*1*	*09/26/25 08:24*	*NA*

Analytical Report

Client:	WSP USA	**Work Order:**	HN2513634
Project:	Textron	**Date Collected:**	09/16/25 14:43
Matrix:	GROUNDWATER	**Date Received:**	09/17/25 11:45

CLIENT ID: ATR MW-38(69.9)-091625R **Lab ID: HN2513634-004**

Analyte	Method	Results	Qual	Units	MRL	Dilution Factor	Date Analyzed	Date Extracted
Volatile Organic Compounds by GC-MS								
1,1,1-Trichloroethane	EPA 8260D	ND		µg/L	1.00	1	09/26/25 08:47	NA
1,1,2,2-Tetrachloroethane	EPA 8260D	ND		µg/L	1.00	1	09/26/25 08:47	NA
1,1,2-Trichloroethane	EPA 8260D	ND		µg/L	1.00	1	09/26/25 08:47	NA
1,1-Dichloroethane	EPA 8260D	ND		µg/L	1.00	1	09/26/25 08:47	NA
1,1-Dichloroethylene	EPA 8260D	ND		µg/L	1.00	1	09/26/25 08:47	NA
1,2-Dichloroethane (Ethylene dichloride)	EPA 8260D	ND		µg/L	1.00	1	09/26/25 08:47	NA
1,2-Dichloropropane	EPA 8260D	ND		µg/L	1.00	1	09/26/25 08:47	NA
2-Butanone (Methyl ethyl ketone, MEK)	EPA 8260D	ND		µg/L	5.00	1	09/26/25 08:47	NA
2-Hexanone	EPA 8260D	ND		µg/L	5.00	1	09/26/25 08:47	NA
4-Methyl-2-pentanone (MIBK)	EPA 8260D	ND		µg/L	1.00	1	09/26/25 08:47	NA
Acetone	EPA 8260D	ND		µg/L	10.0	1	09/26/25 08:47	NA
Benzene	EPA 8260D	ND		µg/L	1.00	1	09/26/25 08:47	NA
Bromodichloromethane	EPA 8260D	ND		µg/L	1.00	1	09/26/25 08:47	NA
Bromoform	EPA 8260D	ND		µg/L	1.00	1	09/26/25 08:47	NA
Carbon disulfide	EPA 8260D	ND		µg/L	1.00	1	09/26/25 08:47	NA
Carbon tetrachloride	EPA 8260D	ND		µg/L	1.00	1	09/26/25 08:47	NA
Chlorobenzene	EPA 8260D	ND		µg/L	1.00	1	09/26/25 08:47	NA
Chlorodibromomethane	EPA 8260D	ND		µg/L	1.00	1	09/26/25 08:47	NA
Chloroethane (Ethyl chloride)	EPA 8260D	ND		µg/L	1.00	1	09/26/25 08:47	NA
Chloroform	EPA 8260D	ND		µg/L	1.00	1	09/26/25 08:47	NA
cis-1,2-Dichloroethylene	EPA 8260D	ND		µg/L	1.00	1	09/26/25 08:47	NA
cis-1,3-Dichloropropene	EPA 8260D	ND		µg/L	1.00	1	09/26/25 08:47	NA
Ethylbenzene	EPA 8260D	ND		µg/L	1.00	1	09/26/25 08:47	NA
m+p-Xylene	EPA 8260D	ND		µg/L	2.00	1	09/26/25 08:47	NA
Methyl bromide (Bromomethane)	EPA 8260D	ND		µg/L	1.00	1	09/26/25 08:47	NA
Methyl chloride (Chloromethane)	EPA 8260D	ND		µg/L	5.00	1	09/26/25 08:47	NA
Methylene chloride (Dichloromethane)	EPA 8260D	ND		µg/L	5.00	1	09/26/25 08:47	NA
o-Xylene	EPA 8260D	ND		µg/L	1.00	1	09/26/25 08:47	NA
Styrene	EPA 8260D	ND		µg/L	1.00	1	09/26/25 08:47	NA

Analytical Report

Client:	WSP USA	**Work Order:**	HN2513634
Project:	Textron	**Date Collected:**	09/16/25 14:43
Matrix:	GROUNDWATER	**Date Received:**	09/17/25 11:45

CLIENT ID: ATR MW-38(69.9)-091625R **Lab ID: HN2513634-004**

Analyte	Method	Results	Qual	Units	MRL	Dilution Factor	Date Analyzed	Date Extracted
Tetrachloroethylene (Perchloroethylene)	EPA 8260D	ND		µg/L	1.00	1	09/26/25 08:47	NA
Toluene	EPA 8260D	ND		µg/L	1.00	1	09/26/25 08:47	NA
Total Xylene	EPA 8260D	ND		µg/L	2.00	1	09/26/25 08:47	NA
trans-1,2-Dichloroethylene	EPA 8260D	ND		µg/L	1.00	1	09/26/25 08:47	NA
trans-1,3-Dichloropropylene	EPA 8260D	ND		µg/L	1.00	1	09/26/25 08:47	NA
Trichloroethene (Trichloroethylene)	EPA 8260D	ND		µg/L	1.00	1	09/26/25 08:47	NA
Vinyl chloride (Chloroethene)	EPA 8260D	**5.49**		µg/L	1.00	1	09/26/25 16:16	NA
Surr: 1,2-Dichloroethane-d4	*EPA 8260D*	***99.2***		*%REC*	*80-120*	*1*	*09/26/25 08:47*	*NA*
Surr: 4-Bromofluorobenzene	*EPA 8260D*	***99.0***		*%REC*	*80-120*	*1*	*09/26/25 08:47*	*NA*
Surr: Dibromofluoromethane	*EPA 8260D*	***105***		*%REC*	*80-120*	*1*	*09/26/25 08:47*	*NA*
Surr: Toluene-d8	*EPA 8260D*	***96.4***		*%REC*	*80-120*	*1*	*09/26/25 08:47*	*NA*

Analytical Report

Client:	WSP USA	**Work Order:**	HN2513634
Project:	Textron	**Date Collected:**	09/16/25 15:00
Matrix:	WATER	**Date Received:**	09/17/25 11:45

CLIENT ID: ATR-EB001-091625 **Lab ID: HN2513634-005**

Analyte	Method	Results	Qual	Units	MRL	Dilution Factor	Date Analyzed	Date Extracted
Volatile Organic Compounds by GC-MS								
1,1,1-Trichloroethane	EPA 8260D	ND		µg/L	1.00	1	09/26/25 09:10	NA
1,1,2,2-Tetrachloroethane	EPA 8260D	ND		µg/L	1.00	1	09/26/25 09:10	NA
1,1,2-Trichloroethane	EPA 8260D	ND		µg/L	1.00	1	09/26/25 09:10	NA
1,1-Dichloroethane	EPA 8260D	ND		µg/L	1.00	1	09/26/25 09:10	NA
1,1-Dichloroethylene	EPA 8260D	ND		µg/L	1.00	1	09/26/25 09:10	NA
1,2-Dichloroethane (Ethylene dichloride)	EPA 8260D	ND		µg/L	1.00	1	09/26/25 09:10	NA
1,2-Dichloropropane	EPA 8260D	ND		µg/L	1.00	1	09/26/25 09:10	NA
2-Butanone (Methyl ethyl ketone, MEK)	EPA 8260D	ND		µg/L	5.00	1	09/26/25 09:10	NA
2-Hexanone	EPA 8260D	ND		µg/L	5.00	1	09/26/25 09:10	NA
4-Methyl-2-pentanone (MIBK)	EPA 8260D	ND		µg/L	1.00	1	09/26/25 09:10	NA
Acetone	EPA 8260D	ND		µg/L	10.0	1	09/26/25 09:10	NA
Benzene	EPA 8260D	ND		µg/L	1.00	1	09/26/25 09:10	NA
Bromodichloromethane	EPA 8260D	ND		µg/L	1.00	1	09/26/25 09:10	NA
Bromoform	EPA 8260D	ND		µg/L	1.00	1	09/26/25 09:10	NA
Carbon disulfide	EPA 8260D	ND		µg/L	1.00	1	09/26/25 09:10	NA
Carbon tetrachloride	EPA 8260D	ND		µg/L	1.00	1	09/26/25 09:10	NA
Chlorobenzene	EPA 8260D	ND		µg/L	1.00	1	09/26/25 09:10	NA
Chlorodibromomethane	EPA 8260D	ND		µg/L	1.00	1	09/26/25 09:10	NA
Chloroethane (Ethyl chloride)	EPA 8260D	ND		µg/L	1.00	1	09/26/25 09:10	NA
Chloroform	EPA 8260D	ND		µg/L	1.00	1	09/26/25 09:10	NA
cis-1,2-Dichloroethylene	EPA 8260D	ND		µg/L	1.00	1	09/26/25 09:10	NA
cis-1,3-Dichloropropene	EPA 8260D	ND		µg/L	1.00	1	09/26/25 09:10	NA
Ethylbenzene	EPA 8260D	ND		µg/L	1.00	1	09/26/25 09:10	NA
m+p-Xylene	EPA 8260D	ND		µg/L	2.00	1	09/26/25 09:10	NA
Methyl bromide (Bromomethane)	EPA 8260D	ND		µg/L	1.00	1	09/26/25 09:10	NA
Methyl chloride (Chloromethane)	EPA 8260D	ND		µg/L	5.00	1	09/26/25 09:10	NA
Methylene chloride (Dichloromethane)	EPA 8260D	ND		µg/L	5.00	1	09/26/25 09:10	NA
o-Xylene	EPA 8260D	ND		µg/L	1.00	1	09/26/25 09:10	NA
Styrene	EPA 8260D	ND		µg/L	1.00	1	09/26/25 09:10	NA

Analytical Report

Client:	WSP USA	**Work Order:**	HN2513634
Project:	Textron	**Date Collected:**	09/16/25 15:00
Matrix:	WATER	**Date Received:**	09/17/25 11:45

CLIENT ID: ATR-EB001-091625 **Lab ID: HN2513634-005**

Analyte	Method	Results	Qual	Units	MRL	Dilution Factor	Date Analyzed	Date Extracted
Tetrachloroethylene (Perchloroethylene)	EPA 8260D	ND		µg/L	1.00	1	09/26/25 09:10	NA
Toluene	EPA 8260D	ND		µg/L	1.00	1	09/26/25 09:10	NA
Total Xylene	EPA 8260D	ND		µg/L	2.00	1	09/26/25 09:10	NA
trans-1,2-Dichloroethylene	EPA 8260D	ND		µg/L	1.00	1	09/26/25 09:10	NA
trans-1,3-Dichloropropylene	EPA 8260D	ND		µg/L	1.00	1	09/26/25 09:10	NA
Trichloroethene (Trichloroethylene)	EPA 8260D	ND		µg/L	1.00	1	09/26/25 09:10	NA
Vinyl chloride (Chloroethene)	EPA 8260D	ND		µg/L	1.00	1	09/26/25 09:10	NA
Surr: 1,2-Dichloroethane-d4	*EPA 8260D*	***101***		*%REC*	*80-120*	*1*	*09/26/25 09:10*	*NA*
Surr: 4-Bromofluorobenzene	*EPA 8260D*	***99.4***		*%REC*	*80-120*	*1*	*09/26/25 09:10*	*NA*
Surr: Dibromofluoromethane	*EPA 8260D*	***107***		*%REC*	*80-120*	*1*	*09/26/25 09:10*	*NA*
Surr: Toluene-d8	*EPA 8260D*	***93.6***		*%REC*	*80-120*	*1*	*09/26/25 09:10*	*NA*

QA/QC Report

Client:	WSP USA	**Work Order:**	HN2513634
Project:	Textron	**Date Collected:**	NA
Matrix:	WATER	**Date Received:**	NA
QC Lot:	2243094	**Run ID:**	3534329

Volatile Organic Compounds by GC-MS

MB | **CLIENT ID: Method Blank** | **Lab ID: QC-2243094-001**

Method: EPA 8260D **Dilution:** 1 **Analysis Date:** 09/26/25 03:24

Prep Date: NA

Analyte	Result	Units	MRL	Spike Amount	Spike Ref. Amount	% Rec	% Rec Limits	RPD	RPD Limit	Qual
1,1,1-Trichloroethane	ND	µg/L	1.00							
1,1,2,2-Tetrachloroethane	ND	µg/L	1.00							
1,1,2-Trichloroethane	ND	µg/L	1.00							
1,1-Dichloroethane	ND	µg/L	1.00							
1,1-Dichloroethylene	ND	µg/L	1.00							
1,2-Dichloroethane (Ethylene dichloride)	ND	µg/L	1.00							
1,2-Dichloropropane	ND	µg/L	1.00							
2-Butanone (Methyl ethyl ketone, MEK)	ND	µg/L	5.00							
2-Hexanone	ND	µg/L	5.00							
4-Methyl-2-pentanone (MIBK)	ND	µg/L	1.00							
Acetone	ND	µg/L	10.0							
Benzene	ND	µg/L	1.00							
Bromodichloromethane	ND	µg/L	1.00							
Bromoform	ND	µg/L	1.00							
Carbon disulfide	ND	µg/L	1.00							
Carbon tetrachloride	ND	µg/L	1.00							
Chlorobenzene	ND	µg/L	1.00							
Chlorodibromomethane	ND	µg/L	1.00							
Chloroethane (Ethyl chloride)	ND	µg/L	1.00							
Chloroform	ND	µg/L	1.00							
cis-1,2-Dichloroethylene	ND	µg/L	1.00							
cis-1,3-Dichloropropene	ND	µg/L	1.00							
Ethylbenzene	ND	µg/L	1.00							
m+p-Xylene	ND	µg/L	2.00							
Methyl bromide (Bromomethane)	ND	µg/L	1.00							
Methyl chloride (Chloromethane)	ND	µg/L	5.00							
Methylene chloride (Dichloromethane)	ND	µg/L	5.00							
o-Xylene	ND	µg/L	1.00							
Styrene	ND	µg/L	1.00							
Tetrachloroethylene (Perchloroethylene)	ND	µg/L	1.00							
Toluene	ND	µg/L	1.00							
Total Xylene	ND	µg/L	2.00							
trans-1,2-Dichloroethylene	ND	µg/L	1.00							
trans-1,3-Dichloropropylene	ND	µg/L	1.00							
Trichloroethene (Trichloroethylene)	ND	µg/L	1.00							
Vinyl chloride (Chloroethene)	ND	µg/L	1.00							
Surr: 1,2-Dichloroethane-d4	***17.9***	*µg/L*		20		89.5	*80-120*			
Surr: 4-Bromofluorobenzene	***20.0***	*µg/L*		20		100	*80-120*			
Surr: Dibromofluoromethane	***20.0***	*µg/L*		20		100	*80-120*			
Surr: Toluene-d8	***19.1***	*µg/L*		20		95.4	*80-120*			

QA/QC Report

Client:	WSP USA	**Work Order:**	HN2513634
Project:	Textron	**Date Collected:**	NA
Matrix:	WATER	**Date Received:**	NA
QC Lot:	2243094	**Run ID:**	3534329

LCS | **CLIENT ID: Laboratory Control Sample** | **Lab ID: QC-2243094-002**

Method: EPA 8260D **Dilution:** 1 **Analysis Date:** 09/26/25 02:15

Prep Date: NA

Analyte	Result	Units	MRL	Spike Amount	Spike Ref. Amount	% Rec	% Rec Limits	RPD	RPD Limit	Qual
1,1,1-Trichloroethane	20.1	µg/L	1.00	20		100	75-119			
1,1,2,2-Tetrachloroethane	19.4	µg/L	1.00	20		97.2	80-123			
1,1,2-Trichloroethane	19.4	µg/L	1.00	20		97.0	83-118			
1,1-Dichloroethane	20.0	µg/L	1.00	20		99.8	73-122			
1,1-Dichloroethylene	22.2	µg/L	1.00	20		111	66-131			
1,2-Dichloroethane (Ethylene dichloride)	19.5	µg/L	1.00	20		97.3	78-121			
1,2-Dichloropropane	19.9	µg/L	1.00	20		99.6	78-120			
2-Butanone (Methyl ethyl ketone, MEK)	17.3	µg/L	5.00	20		86.6	69-147			
2-Hexanone	18.6	µg/L	5.00	20		93.0	67-140			
4-Methyl-2-pentanone (MIBK)	25.2	µg/L	1.00	20		126	68-199			
Acetone	19.0	µg/L	10.0	20		95.2	70-166			
Benzene	20.4	µg/L	1.00	20		102	78-120			
Bromodichloromethane	19.7	µg/L	1.00	20		98.6	73-126			
Bromoform	17.6	µg/L	1.00	20		88.0	60-124			
Carbon disulfide	22.9	µg/L	1.00	20		115	67-159			
Carbon tetrachloride	20.5	µg/L	1.00	20		102	69-124			
Chlorobenzene	20.3	µg/L	1.00	20		101	80-118			
Chlorodibromomethane	17.8	µg/L	1.00	20		89.0	63-117			
Chloroethane (Ethyl chloride)	24.1	µg/L	1.00	20		120	35-136			
Chloroform	20.3	µg/L	1.00	20		101	75-119			
cis-1,2-Dichloroethylene	19.6	µg/L	1.00	20		97.9	75-123			
cis-1,3-Dichloropropene	18.6	µg/L	1.00	20		93.2	69-120			
Ethylbenzene	20.4	µg/L	1.00	20		102	76-116			
m+p-Xylene	42.5	µg/L	2.00	40		106	76-119			
Methyl bromide (Bromomethane)	22.8	µg/L	1.00	20		114	20-183			
Methyl chloride (Chloromethane)	18.2	µg/L	5.00	20		90.8	26-117			
Methylene chloride (Dichloromethane)	22.4	µg/L	5.00	20		112	68-125			
o-Xylene	20.8	µg/L	1.00	20		104	77-116			
Styrene	21.5	µg/L	1.00	20		108	76-123			
Tetrachloroethylene (Perchloroethylene)	22.2	µg/L	1.00	20		111	80-124			
Toluene	19.9	µg/L	1.00	20		99.4	78-116			
Total Xylene	63.4	µg/L	2.00	60		106	77-119			
trans-1,2-Dichloroethylene	20.2	µg/L	1.00	20		101	73-124			
trans-1,3-Dichloropropylene	16.5	µg/L	1.00	20		82.4	67-118			
Trichloroethene (Trichloroethylene)	20.7	µg/L	1.00	20		103	75-122			
Vinyl chloride (Chloroethene)	20.3	µg/L	1.00	20		102	49-122			
Surr: 1,2-Dichloroethane-d4	***19.5***	*µg/L*		20		97.4	*80-120*			
Surr: 4-Bromofluorobenzene	***20.6***	*µg/L*		20		103	*80-120*			
Surr: Dibromofluoromethane	***20.6***	*µg/L*		20		103	*80-120*			
Surr: Toluene-d8	***19.7***	*µg/L*		20		98.4	*80-120*			

QA/QC Report

Client:	WSP USA	**Work Order:**	HN2513634
Project:	Textron	**Date Collected:**	NA
Matrix:	WATER	**Date Received:**	NA
QC Lot:	2243094	**Run ID:**	3534329

MS	**CLIENT ID: Batch QC**	**Lab ID: QC-2243094-005**

Method: EPA 8260D **Dilution:** 1 **Analysis Date:** 09/26/25 10:41

Prep Date: NA

Analyte	Result	Units	MRL	Spike Amount	Spike Ref. Amount	% Rec	% Rec Limits	RPD	RPD Limit	Qual
1,1,1-Trichloroethane	22.1	µg/L	1.00	20	ND	111	75-119			
1,1,2,2-Tetrachloroethane	20.7	µg/L	1.00	20	ND	103	80-123			
1,1,2-Trichloroethane	19.8	µg/L	1.00	20	ND	99.2	83-118			
1,1-Dichloroethane	20.5	µg/L	1.00	20	ND	102	73-122			
1,1-Dichloroethylene	21.0	µg/L	1.00	20	ND	105	66-131			
1,2-Dichloroethane (Ethylene dichloride)	21.0	µg/L	1.00	20	ND	105	78-121			
1,2-Dichloropropane	20.9	µg/L	1.00	20	ND	104	78-120			
2-Butanone (Methyl ethyl ketone, MEK)	16.3	µg/L	5.00	20	ND	81.4	69-147			
2-Hexanone	19.6	µg/L	5.00	20	ND	97.8	67-140			
4-Methyl-2-pentanone (MIBK)	25.7	µg/L	1.00	20	ND	129	68-199			
Acetone	20.1	µg/L	10.0	20	ND	91.4	70-166			
Benzene	22.6	µg/L	1.00	20	ND	113	78-120			
Bromodichloromethane	20.5	µg/L	1.00	20	ND	102	73-126			
Bromoform	18.0	µg/L	1.00	20	ND	90.0	60-124			
Carbon disulfide	23.3	µg/L	1.00	20	ND	117	67-159			
Carbon tetrachloride	22.0	µg/L	1.00	20	ND	110	69-124			
Chlorobenzene	21.4	µg/L	1.00	20	ND	107	80-118			
Chlorodibromomethane	18.0	µg/L	1.00	20	ND	90.2	63-117			
Chloroethane (Ethyl chloride)	22.3	µg/L	1.00	20	ND	112	26-117			
Chloroform	20.6	µg/L	1.00	20	ND	103	75-119			
cis-1,2-Dichloroethylene	20.1	µg/L	1.00	20	ND	100	75-123			
cis-1,3-Dichloropropene	18.6	µg/L	1.00	20	ND	93.2	69-120			
Ethylbenzene	22.2	µg/L	1.00	20	ND	111	76-116			
m+p-Xylene	45.6	µg/L	2.00	40	ND	114	77-116			
Methyl bromide (Bromomethane)	15.9	µg/L	1.00	20	ND	79.4	20-183			
Methyl chloride (Chloromethane)	16.8	µg/L	5.00	20	ND	84.2	26-117			
Methylene chloride (Dichloromethane)	23.2	µg/L	5.00	20	ND	116	68-125			
o-Xylene	22.5	µg/L	1.00	20	ND	112	77-116			
Styrene	22.4	µg/L	1.00	20	ND	112	76-123			
Tetrachloroethylene (Perchloroethylene)	23.4	µg/L	1.00	20	ND	117	80-124			
Toluene	21.6	µg/L	1.00	20	ND	108	78-116			
Total Xylene	68.1	µg/L	2.00	60	ND	114	77-119			
trans-1,2-Dichloroethylene	20.2	µg/L	1.00	20	ND	101	73-124			
trans-1,3-Dichloropropylene	15.7	µg/L	1.00	20	ND	78.6	67-118			
Trichloroethene (Trichloroethylene)	23.0	µg/L	1.00	20	ND	115	75-122			
Vinyl chloride (Chloroethene)	19.9	µg/L	1.00	20	ND	99.7	49-122			
Surr: 1,2-Dichloroethane-d4	***19.1***	*µg/L*		20		95.4	*80-120*			
Surr: 4-Bromofluorobenzene	***20.0***	*µg/L*		20		99.8	*80-120*			
Surr: Dibromofluoromethane	***20.3***	*µg/L*		20		101	*80-120*			
Surr: Toluene-d8	***20.0***	*µg/L*		20		100	*80-120*			

QA/QC Report

Client:	WSP USA	**Work Order:**	HN2513634
Project:	Textron	**Date Collected:**	NA
Matrix:	WATER	**Date Received:**	NA
QC Lot:	2243094	**Run ID:**	3534329

DUP	**CLIENT ID: Batch QC**	**Lab ID: QC-2243094-007**

Method: EPA 8260D **Dilution:** 1 **Analysis Date:** 09/26/25 10:18

Prep Date: NA

Analyte	Result	Units	MRL	Spike Amount	Spike Ref. Amount	% Rec	% Rec Limits	RPD	RPD Limit	Qual
1,1,1-Trichloroethane	ND	µg/L	1.00		<1.00			NC		
1,1,2,2-Tetrachloroethane	ND	µg/L	1.00		<1.00			NC		
1,1,2-Trichloroethane	ND	µg/L	1.00		<1.00			NC		
1,1-Dichloroethane	ND	µg/L	1.00		<1.00			NC		
1,1-Dichloroethylene	ND	µg/L	1.00		<1.00			NC		
1,2-Dichloroethane (Ethylene dichloride)	ND	µg/L	1.00		<1.00			NC		
1,2-Dichloropropane	ND	µg/L	1.00		<1.00			NC		
2-Butanone (Methyl ethyl ketone, MEK)	ND	µg/L	5.00		<5.00			NC		
2-Hexanone	ND	µg/L	5.00		<5.00			NC		
4-Methyl-2-pentanone (MIBK)	ND	µg/L	1.00		<1.00			NC		
Acetone	ND	µg/L	10.0		<10.0			NC		
Benzene	ND	µg/L	1.00		<1.00			NC		
Bromodichloromethane	ND	µg/L	1.00		<1.00			NC		
Bromoform	ND	µg/L	1.00		<1.00			NC		
Carbon disulfide	ND	µg/L	1.00		<1.00			NC		
Carbon tetrachloride	ND	µg/L	1.00		<1.00			NC		
Chlorobenzene	ND	µg/L	1.00		<1.00			NC		
Chlorodibromomethane	ND	µg/L	1.00		<1.00			NC		
Chloroethane (Ethyl chloride)	ND	µg/L	1.00		<1.00			NC		
Chloroform	ND	µg/L	1.00		<1.00			NC		
cis-1,2-Dichloroethylene	ND	µg/L	1.00		<1.00			NC		
cis-1,3-Dichloropropene	ND	µg/L	1.00		<1.00			NC		
Ethylbenzene	ND	µg/L	1.00		<1.00			NC		
m+p-Xylene	ND	µg/L	2.00		<2.00			NC		
Methyl bromide (Bromomethane)	ND	µg/L	1.00		<1.00			NC		
Methyl chloride (Chloromethane)	ND	µg/L	5.00		<5.00			NC		
Methylene chloride (Dichloromethane)	ND	µg/L	5.00		<5.00			NC		
o-Xylene	ND	µg/L	1.00		<1.00			NC		
Styrene	ND	µg/L	1.00		<1.00			NC		
Tetrachloroethylene (Perchloroethylene)	ND	µg/L	1.00		<1.00			NC		
Toluene	ND	µg/L	1.00		<1.00			NC		
Total Xylene	ND	µg/L	2.00		<2.00			NC		
trans-1,2-Dichloroethylene	ND	µg/L	1.00		<1.00			NC		
trans-1,3-Dichloropropylene	ND	µg/L	1.00		<1.00			NC		
Trichloroethene (Trichloroethylene)	ND	µg/L	1.00		<1.00			NC		
Vinyl chloride (Chloroethene)	ND	µg/L	1.00		<1.00			NC		
Surr: 1,2-Dichloroethane-d4	***20.5***	*µg/L*		20		102	*80-120*	0.985	30	
Surr: 4-Bromofluorobenzene	***20.5***	*µg/L*		20		102	*80-120*	0.00	30	
Surr: Dibromofluoromethane	***20.8***	*µg/L*		20		104	*80-120*	3.77	30	
Surr: Toluene-d8	***19.4***	*µg/L*		20		96.8	*80-120*	4.65	30	

The following samples were analyzed in this batch: HN2513634-001, HN2513634-002, HN2513634-003, HN2513634-004, HN2513634-005

QA/QC Report

Client:	WSP USA	**Work Order:**	HN2513634
Project:	Textron	**Date Collected:**	NA
Matrix:	WATER	**Date Received:**	NA
QC Lot:	2247109	**Run ID:**	3540473

Volatile Organic Compounds by GC-MS

MB | **CLIENT ID: Method Blank** | **Lab ID: QC-2247109-001**

Method: EPA 8260D **Dilution:** 1 **Analysis Date:** 09/26/25 14:44

Prep Date: NA

Analyte	Result	Units	MRL	Spike Amount	Spike Ref. Amount	% Rec	% Rec Limits	RPD	RPD Limit	Qual
1,1,1-Trichloroethane	ND	µg/L	1.00							
1,1,2,2-Tetrachloroethane	ND	µg/L	1.00							
1,1,2-Trichloroethane	ND	µg/L	1.00							
1,1-Dichloroethane	ND	µg/L	1.00							
1,1-Dichloroethylene	ND	µg/L	1.00							
1,2-Dichloroethane (Ethylene dichloride)	ND	µg/L	1.00							
1,2-Dichloropropane	ND	µg/L	1.00							
2-Butanone (Methyl ethyl ketone, MEK)	ND	µg/L	5.00							
2-Hexanone	ND	µg/L	5.00							
4-Methyl-2-pentanone (MIBK)	ND	µg/L	1.00							
Acetone	ND	µg/L	10.0							
Benzene	ND	µg/L	1.00							
Bromodichloromethane	ND	µg/L	1.00							
Bromoform	ND	µg/L	1.00							
Carbon disulfide	ND	µg/L	1.00							
Carbon tetrachloride	ND	µg/L	1.00							
Chlorobenzene	ND	µg/L	1.00							
Chlorodibromomethane	ND	µg/L	1.00							
Chloroethane (Ethyl chloride)	ND	µg/L	1.00							
Chloroform	ND	µg/L	1.00							
cis-1,2-Dichloroethylene	ND	µg/L	1.00							
cis-1,3-Dichloropropene	ND	µg/L	1.00							
Ethylbenzene	ND	µg/L	1.00							
m+p-Xylene	ND	µg/L	2.00							
Methyl bromide (Bromomethane)	ND	µg/L	1.00							
Methyl chloride (Chloromethane)	ND	µg/L	5.00							
Methylene chloride (Dichloromethane)	ND	µg/L	5.00							
o-Xylene	ND	µg/L	1.00							
Styrene	ND	µg/L	1.00							
Tetrachloroethylene (Perchloroethylene)	ND	µg/L	1.00							
Toluene	ND	µg/L	1.00							
Total Xylene	ND	µg/L	2.00							
trans-1,2-Dichloroethylene	ND	µg/L	1.00							
trans-1,3-Dichloropropylene	ND	µg/L	1.00							
Trichloroethene (Trichloroethylene)	ND	µg/L	1.00							
Vinyl chloride (Chloroethene)	ND	µg/L	1.00							
Surr: 1,2-Dichloroethane-d4	***20.0***	*µg/L*		20		99.9	*80-120*			
Surr: 4-Bromofluorobenzene	***20.8***	*µg/L*		20		104	*80-120*			
Surr: Dibromofluoromethane	***21.0***	*µg/L*		20		105	*80-120*			
Surr: Toluene-d8	***19.1***	*µg/L*		20		95.3	*80-120*			

QA/QC Report

Client:	WSP USA	**Work Order:**	HN2513634
Project:	Textron	**Date Collected:**	NA
Matrix:	WATER	**Date Received:**	NA
QC Lot:	2247109	**Run ID:**	3540473

LCS | **CLIENT ID: Laboratory Control Sample** | **Lab ID: QC-2247109-002**

Method: EPA 8260D **Dilution:** 1 **Analysis Date:** 09/26/25 13:35

Prep Date: NA

Analyte	Result	Units	MRL	Spike Amount	Spike Ref. Amount	% Rec	% Rec Limits	RPD	RPD Limit	Qual
1,1,1-Trichloroethane	22.5	µg/L	1.00	20		112	75-119			
1,1,2,2-Tetrachloroethane	22.4	µg/L	1.00	20		112	80-123			
1,1,2-Trichloroethane	21.7	µg/L	1.00	20		108	83-118			
1,1-Dichloroethane	21.5	µg/L	1.00	20		107	73-122			
1,1-Dichloroethylene	23.1	µg/L	1.00	20		116	66-131			
1,2-Dichloroethane (Ethylene dichloride)	21.6	µg/L	1.00	20		108	78-121			
1,2-Dichloropropane	22.0	µg/L	1.00	20		110	78-120			
2-Butanone (Methyl ethyl ketone, MEK)	19.1	µg/L	5.00	20		95.7	69-147			
2-Hexanone	20.9	µg/L	5.00	20		104	67-140			
4-Methyl-2-pentanone (MIBK)	29.2	µg/L	1.00	20		146	68-199			
Acetone	20.6	µg/L	10.0	20		103	70-166			
Benzene	23.5	µg/L	1.00	20		118	78-120			
Bromodichloromethane	21.6	µg/L	1.00	20		108	73-126			
Bromoform	20.2	µg/L	1.00	20		101	60-124			
Carbon disulfide	25.2	µg/L	1.00	20		126	67-159			
Carbon tetrachloride	22.0	µg/L	1.00	20		110	69-124			
Chlorobenzene	21.8	µg/L	1.00	20		109	80-118			
Chlorodibromomethane	19.4	µg/L	1.00	20		97.0	63-117			
Chloroethane (Ethyl chloride)	24.9	µg/L	1.00	20		125	35-136			
Chloroform	21.4	µg/L	1.00	20		107	75-119			
cis-1,2-Dichloroethylene	21.7	µg/L	1.00	20		108	75-123			
cis-1,3-Dichloropropene	21.2	µg/L	1.00	20		106	69-120			
Ethylbenzene	22.3	µg/L	1.00	20		112	76-116			
m+p-Xylene	46.3	µg/L	2.00	40		116	76-119			
Methyl bromide (Bromomethane)	23.0	µg/L	1.00	20		115	20-183			
Methyl chloride (Chloromethane)	19.4	µg/L	5.00	20		97.2	26-117			
Methylene chloride (Dichloromethane)	23.1	µg/L	5.00	20		116	68-125			
o-Xylene	22.2	µg/L	1.00	20		111	77-116			
Styrene	23.0	µg/L	1.00	20		115	76-123			
Tetrachloroethylene (Perchloroethylene)	23.8	µg/L	1.00	20		119	80-124			
Toluene	22.3	µg/L	1.00	20		111	78-116			
Total Xylene	68.5	µg/L	2.00	60		114	77-119			
trans-1,2-Dichloroethylene	21.1	µg/L	1.00	20		105	73-124			
trans-1,3-Dichloropropylene	19.4	µg/L	1.00	20		97.2	67-118			
Trichloroethene (Trichloroethylene)	22.6	µg/L	1.00	20		113	75-122			
Vinyl chloride (Chloroethene)	22.3	µg/L	1.00	20		112	49-122			
Surr: 1,2-Dichloroethane-d4	***18.7***	*µg/L*		20		93.4	*80-120*			
Surr: 4-Bromofluorobenzene	***19.4***	*µg/L*		20		97.2	*80-120*			
Surr: Dibromofluoromethane	***19.5***	*µg/L*		20		97.6	*80-120*			
Surr: Toluene-d8	***19.8***	*µg/L*		20		99.2	*80-120*			

QA/QC Report

Client:	WSP USA	**Work Order:**	HN2513634
Project:	Textron	**Date Collected:**	NA
Matrix:	WATER	**Date Received:**	NA
QC Lot:	2247109	**Run ID:**	3540473

MS | **CLIENT ID: Batch QC** | **Lab ID: QC-2247109-005**

Method: EPA 8260D **Dilution:** 50 **Analysis Date:** 09/26/25 23:11

Prep Date: NA

Analyte	Result	Units	MRL	Spike Amount	Spike Ref. Amount	% Rec	% Rec Limits	RPD	RPD Limit	Qual
1,1,1-Trichloroethane	2040	µg/L	50.0	1000	1050	98.5	75-119			

MSD | **CLIENT ID: Batch QC** | **Lab ID: QC-2247109-006**

Method: EPA 8260D **Dilution:** 50 **Analysis Date:** 09/26/25 23:34

Prep Date: NA

Analyte	Result	Units	MRL	Spike Amount	Spike Ref. Amount	% Rec	% Rec Limits	RPD	RPD Limit	Qual
1,1,1-Trichloroethane	1980	µg/L	50.0	1000	1050	93.4	75-119	2.56	30	

The following samples were analyzed in this batch: HN2513634-003, HN2513634-004

September 26, 2025

Paul Stork
WSP USA
521 Byers Road
Suite 204
Miamisburg, OH 45342

Date Received: **09/17/2025**
Work Order: **HN2513636**

Re: **Textron**

Dear Paul,

Enclosed are the results of the sample(s) submitted to our laboratory.

The analytical data provided relates directly to the samples received by ALS Environmental - Holland and for only the analyses requested.

Sample results are compliant with industry accepted practices and Quality Control results achieved laboratory specifications. Any exceptions are noted in the Case Narrative, or noted with qualifiers in the report or QC batch information. Should this laboratory report need to be reproduced, it should be reproduced in full unless written approval has been obtained from ALS Environmental. Samples will be disposed in 30 days unless storage arrangements are made.

If you have any questions regarding this report, please feel free to contact me:
ADDRESS: 3352 128th Avenue, Holland, MI, USA PHONE: +1 (616) 399-6070 FAX: +1 (616) 399-6185

Jodi Blouw
/S/ JODI BLOUW

Project Manager

Client: WSP USA **Work Order:** HN2513636
Project: Textron **Date Received:** 17-Sep-2025

CASE NARRATIVE

All analyses were performed consistent with the quality assurance program of ALS Environmental. This report contains analytical results for samples for the Tier II level requested by the client.

Sample Receipt

2 water, groundwater samples were received for analysis at ALS Environmental on 17-Sep-2025. Any discrepancies upon initial sample inspection are annotated on the sample receipt and preservation form included within this report. The samples were stored at minimum in accordance with the analytical method requirements.

Organics

EPA 8260D-FULL HN-W

Run ID: 3533340

The Continuing Calibration Verification did not meet acceptance criteria with high bias, however, the sample results were non-detect for the following analytes: chloroethane
MS/MSD could not be linked due to parent being a different test code.
The Continuing Calibration Verification did not meet acceptance criteria with low bias. Instrument sensitivity was verified as sufficient through the analysis of a low-level standard. The following non-detects are reported without qualification: methyl acetate

SAMPLE SUMMARY

Client: WSP USA
Project: Textron
Workorder: HN2513636

Laboratory Sample ID	Client Sample ID	Sample Matrix	Collection Date	Date Received
HN2513636-001	Trip Blank	WATER	09/17/25	09/17/25 11:45
HN2513636-002	ATR-DW3586OLDUS31-091725	GROUNDWATER	09/17/25 08:50	09/17/25 11:45

Simi Valley, CA +1 805 526 7161 | Cincinnati, OH +1 513 733 5336 | Fort Collins, CO +1 970 490 1511 | Houston, TX +1 281 530 5656 | Valparaiso, IN +1 219 299 8127 | South Charleston, WV +1 304 356 3168

Kelso, WA +1 360 577 7222 | Everett, WA +1 425 356 2600 | Holland, MI +1 616 399 6070 | Middletown, PA +1 717 944 5541 | Salt Lake City, UT +1 801 266 7700 | Rochester, NY +1 585 288 5380

Chain of Custody Form

Page 1 of 1

COC ID: 073996

ALS Project Manager:

ALS Work Order #:

Customer Information		Project Information		Parameter/Method Request for Analysis	
Purchase Order	P133597450O	Project Name	Textron	A	VOC's - 8260
Quote #		Project Number		B	
Company Name	WSP USA Inc	Bill To Company		C	
Send Report To	Paul Sturck	Invoice Attn		D	
Address	521 Byers Road Suite 204	Address		E	
				F	
City/State/Zip	Miamisburg Ohio 45342	City/State/Zip		G	
Phone	(937) 855-3600	Phone		H	
Fax		Fax		I	
e-Mail Address	Paul.Sturck@wsp.com	e-Mail Address		J	

No.	Sample Description	Date	Time	Matrix	Pres.	# Bottles	A	B	C	D	E	F	G	H	I	J	Hold
1	Trip Blank			Lab		3	X										
2	ATR-DW358600US31-051725	9/17/25	0850	GW	4,7,8	3	X										
3																	
4																	
5																	
6																	
7																	
8																	
9																	
10																	

Environmental Division Holland
Work Order Reference
HN2513636

Telephone : +1 616 399 6070

Page 4 of 13

Sampler(s) Please Print & Sign: Gerak Deschuck

Shipment Method:

Turnaround Time in Business Days (BD): ☐ 10 BD ☐ 5 BD ☐ 3 BD ☐ 2 BD ☐ 1 BD Other: _____

Results Due Date:

Relinquished by: Date: 9/17/25 Time: 1145 Received by:

Relinquished by: Date: Time: Received by (Laboratory):

Logged by (Laboratory): Date: Time: Checked by (Laboratory):

Notes:

Cooler ID	Cooler Temp.
	1.5

QC Package: (Check One Box Below)
☐ Level II Std QC ☐ TRRP Checklist
☐ Level III Std QC/Raw Date ☐ TRRP Level IV
☐ Level IV SW846/CLP
☐ Other _____

Preservative Key: 1-HCl 2-HNO_3 3-H_2SO_4 4-NaOH 5-$Na_2S_2O_3$ 6-$NaHSO_4$ 7-Other 8-4°C 9-5035

Note: 1. Any changes must be made in writing once samples and COC Form have been submitted to ALS Environmental.
2. Unless otherwise agreed in a formal contract, services provided by ALS Environmental are expressly limited to the terms and conditions stated on the reverse.
3. The Chain of Custody is a legal document. All information must be completed accurately.

Copyright 2022 by ALS Environmental
ALS-COC-2022-R00

ALS Holland Sample Receiving Checklist

Received by: _____

Date/Time: 9-17-25 1145

Carrier Name: CLOA

Shipping container/cooler in good condition? Yes / No / Not Present

Custody seals intact on shipping container/cooler? Yes / No / Not Present

Custody seals intact on sample bottles? Yes / No / Not Present

Chain of Custody present? Yes / No

COC signed when relinquished and received? Yes / No

COC agrees with sample labels? Yes / No

Samples in proper container/bottle? Yes / No

Sample containers intact? Yes / No

Sufficient sample volume for indicated test? Yes / No

All samples received within holding time? Yes / No

Container/Temp Blank temperature in compliance? Yes / No

Temperature(s) (°C): 1.3/1.3

Thermometer(s): TD6

Sample(s) received on ice? Yes / No

Matrix/Matrices: water

Cooler(s)/Kit(s): _____

Date/Time sample(s) sent to storage: 9-17-25

Water – VOA vials have zero headspace? Yes / No / No Vials

Water – pH acceptable upon receipt? Yes / No / N/A

pH strip lot #: _____ < 2 _____ > 12 _____ Other _____

pH adjusted (note adjustments below)? Yes / No / N/A

pH adjusted by: _____

Login Notes:

Custody Seal

http://www.alsglobal.c

ALS Environmental
3352 128th Avenue
Holland, Michigan 49424-9263
Ph: 616.399.6070
Attn: Sample Receiving

Company: ALS
Name: [illegible]
Date: 9/17/25

3352 128th Avenue
Holland, MI 49424
Ph: 616.399.6070

REPORT QUALIFIERS AND DEFINITIONS

*	Value exceeds Regulatory Limit (if MCL displayed)
a	Analyte is non-accredited
B	Analyte detected in the associated Method Blank above the Reporting Limit
E	Value above quantitation range
H	Analyzed outside of Holding Time
J	Analyte is present at an estimated concentration between the MDL and Report Limit
NC	Not Calculated
ND	Not Detected at the Reporting Limit
O	Sample amount is > 4 times amount spiked
P	Dual Column results percent difference > 40%
R	RPD above laboratory control limit
S	Spike Recovery outside laboratory control limits
U	Analyzed but not detected above the MDL
V	The Continuing Calibration Verification was outside of control criteria
X	Analyte was detected in the Method Blank between the MDL and Reporting Limit, sample results may exhibit background or reagent contamination at the observed level.

Holland Laboratory Certifications[1]

Agency	Type	ID	Issued	Expires
Alabama	Drinking Water (Secondary)	42500	12/17/2024	12/31/2025
Colorado	UST		07/01/2025	06/30/2026
Connecticut	Drinking Water (Secondary)	PH-0155	12/10/2024	12/31/2026
Florida	NELAP (Primary)	E871106	07/01/2025	06/30/2026
Illinois	NELAP (Secondary)	200076	11/14/2024	12/31/2025
Indiana	Drinking Water (Secondary)	C-MI-08	12/31/2024	09/04/2026
Iowa	State Specific	403	09/18/2023	09/01/2025
Kansas	NELAP (Secondary)	E-10411	07/09/2024	07/31/2025
Kentucky	Waste Water	KY98004	12/20/2024	12/31/2025
Kentucky	UST	120474	06/24/2024	06/30/2025
Michigan	Drinking Water (Primary)	0022	12/19/2023	09/04/2026
Minnesota	NELAP (Secondary)	026-999-449	12/17/2024	12/31/2025
Missouri	Drinking Water (Secondary)	01262	11/14/2024	12/30/2027
New Jersey	NELAP (Secondary)	MI015	07/01/2024	6/30/2025
New York	NELAP (Secondary)	12128	04/01/2025	04/01/2026
North Dakota	State Specific	R-192	11/18/2024	06/30/2025
Ohio	Drinking Water (Secondary)	87783	06/26/2025	6/30/2026
Pennsylvania	NELAP (Secondary)	68-03827	06/14/2024	07/31/2025
Texas	NELAP (Secondary)	T104704494	02/12/2025	01/31/2026
USDA	Domestic CA	Soil-MI-007	02/06/2025	08/07/2026
USDA	Soil Import	525-23-62-77572	03/03/2023	03/03/2026
West Virginia	State Specific	355	06/07/2025	08/31/2026
Wisconsin	State Specific	399084510	08/15/2024	08/31/2025

1 - Scope available upon request

ANALYST SUMMARY

Client:	WSP USA	**Work Order:**	HN2513636
Project:	Textron		

Sample Name:	Trip Blank	**Date Collected:**	09/17/25
Laboratory Code:	HN2513636-001	**Date Received:**	09/17/25
Sample Matrix:	WATER		

Analysis Method	Preparation Method	Container ID	Preparation Lot	Prepared By	Analysis Lot	Analyzed By
EPA 8260D		001-AA	2242354		3533340	Nathan Jenkins

Sample Name:	ATR-DW3586OLDUS31-091725	**Date Collected:**	09/17/25
Laboratory Code:	HN2513636-002	**Date Received:**	09/17/25
Sample Matrix:	GROUNDWATER		

Analysis Method	Preparation Method	Container ID	Preparation Lot	Prepared By	Analysis Lot	Analyzed By
EPA 8260D		002-AA	2242354		3533340	Nathan Jenkins

Analytical Report

Client:	WSP USA	**Work Order:**	HN2513636
Project:	Textron	**Date Collected:**	09/17/25
Matrix:	WATER	**Date Received:**	09/17/25 11:45

CLIENT ID: Trip Blank **Lab ID: HN2513636-001**

Analyte	Method	Results	Qual	Units	MRL	Dilution Factor	Date Analyzed	Date Extracted
Volatile Organic Compounds by GC-MS								
1,1,1-Trichloroethane	EPA 8260D	ND		µg/L	1.00	1	09/25/25 15:11	NA
1,1,2,2-Tetrachloroethane	EPA 8260D	ND		µg/L	1.00	1	09/25/25 15:11	NA
1,1,2-Trichloroethane	EPA 8260D	ND		µg/L	1.00	1	09/25/25 15:11	NA
1,1-Dichloroethane	EPA 8260D	ND		µg/L	1.00	1	09/25/25 15:11	NA
1,1-Dichloroethylene	EPA 8260D	ND		µg/L	1.00	1	09/25/25 15:11	NA
1,2-Dichloroethane (Ethylene dichloride)	EPA 8260D	ND		µg/L	1.00	1	09/25/25 15:11	NA
1,2-Dichloropropane	EPA 8260D	ND		µg/L	1.00	1	09/25/25 15:11	NA
2-Butanone (Methyl ethyl ketone, MEK)	EPA 8260D	ND		µg/L	5.00	1	09/25/25 15:11	NA
2-Hexanone	EPA 8260D	ND		µg/L	5.00	1	09/25/25 15:11	NA
4-Methyl-2-pentanone (MIBK)	EPA 8260D	ND		µg/L	1.00	1	09/25/25 15:11	NA
Acetone	EPA 8260D	ND		µg/L	10.0	1	09/25/25 15:11	NA
Benzene	EPA 8260D	ND		µg/L	1.00	1	09/25/25 15:11	NA
Bromodichloromethane	EPA 8260D	ND		µg/L	1.00	1	09/25/25 15:11	NA
Bromoform	EPA 8260D	ND		µg/L	1.00	1	09/25/25 15:11	NA
Carbon disulfide	EPA 8260D	ND		µg/L	1.00	1	09/25/25 15:11	NA
Carbon tetrachloride	EPA 8260D	ND		µg/L	1.00	1	09/25/25 15:11	NA
Chlorobenzene	EPA 8260D	ND		µg/L	1.00	1	09/25/25 15:11	NA
Chlorodibromomethane	EPA 8260D	ND		µg/L	1.00	1	09/25/25 15:11	NA
Chloroethane (Ethyl chloride)	EPA 8260D	ND		µg/L	1.00	1	09/25/25 15:11	NA
Chloroform	EPA 8260D	ND		µg/L	1.00	1	09/25/25 15:11	NA
cis-1,2-Dichloroethylene	EPA 8260D	ND		µg/L	1.00	1	09/25/25 15:11	NA
cis-1,3-Dichloropropene	EPA 8260D	ND		µg/L	1.00	1	09/25/25 15:11	NA
Ethylbenzene	EPA 8260D	ND		µg/L	1.00	1	09/25/25 15:11	NA
m+p-Xylene	EPA 8260D	ND		µg/L	2.00	1	09/25/25 15:11	NA
Methyl bromide (Bromomethane)	EPA 8260D	ND		µg/L	1.00	1	09/25/25 15:11	NA
Methyl chloride (Chloromethane)	EPA 8260D	ND		µg/L	5.00	1	09/25/25 15:11	NA
Methylene chloride (Dichloromethane)	EPA 8260D	ND		µg/L	5.00	1	09/25/25 15:11	NA
o-Xylene	EPA 8260D	ND		µg/L	1.00	1	09/25/25 15:11	NA
Styrene	EPA 8260D	ND		µg/L	1.00	1	09/25/25 15:11	NA

Analytical Report

Client:	WSP USA	**Work Order:**	HN2513636
Project:	Textron	**Date Collected:**	09/17/25
Matrix:	WATER	**Date Received:**	09/17/25 11:45

CLIENT ID: Trip Blank **Lab ID: HN2513636-001**

Analyte	Method	Results	Qual	Units	MRL	Dilution Factor	Date Analyzed	Date Extracted
Tetrachloroethylene (Perchloroethylene)	EPA 8260D	ND		µg/L	1.00	1	09/25/25 15:11	NA
Toluene	EPA 8260D	ND		µg/L	1.00	1	09/25/25 15:11	NA
Total Xylene	EPA 8260D	ND		µg/L	2.00	1	09/25/25 15:11	NA
trans-1,2-Dichloroethylene	EPA 8260D	ND		µg/L	1.00	1	09/25/25 15:11	NA
trans-1,3-Dichloropropylene	EPA 8260D	ND		µg/L	1.00	1	09/25/25 15:11	NA
Trichloroethene (Trichloroethylene)	EPA 8260D	ND		µg/L	1.00	1	09/25/25 15:11	NA
Vinyl chloride (Chloroethene)	EPA 8260D	ND		µg/L	1.00	1	09/25/25 15:11	NA
Surr: 1,2-Dichloroethane-d4	*EPA 8260D*	***96.6***		*%REC*	*80-120*	*1*	*09/25/25 15:11*	*NA*
Surr: 4-Bromofluorobenzene	*EPA 8260D*	***94.8***		*%REC*	*80-120*	*1*	*09/25/25 15:11*	*NA*
Surr: Dibromofluoromethane	*EPA 8260D*	***101***		*%REC*	*80-120*	*1*	*09/25/25 15:11*	*NA*
Surr: Toluene-d8	*EPA 8260D*	***97.8***		*%REC*	*80-120*	*1*	*09/25/25 15:11*	*NA*

Analytical Report

Client:	WSP USA	**Work Order:**	HN2513636
Project:	Textron	**Date Collected:**	09/17/25 08:50
Matrix:	GROUNDWATER	**Date Received:**	09/17/25 11:45

CLIENT ID: ATR-DW3586OLDUS31-091725 **Lab ID: HN2513636-002**

Analyte	Method	Results	Qual	Units	MRL	Dilution Factor	Date Analyzed	Date Extracted
Volatile Organic Compounds by GC-MS								
1,1,1-Trichloroethane	EPA 8260D	ND		µg/L	1.00	1	09/25/25 16:16	NA
1,1,2,2-Tetrachloroethane	EPA 8260D	ND		µg/L	1.00	1	09/25/25 16:16	NA
1,1,2-Trichloroethane	EPA 8260D	ND		µg/L	1.00	1	09/25/25 16:16	NA
1,1-Dichloroethane	EPA 8260D	ND		µg/L	1.00	1	09/25/25 16:16	NA
1,1-Dichloroethylene	EPA 8260D	ND		µg/L	1.00	1	09/25/25 16:16	NA
1,2-Dichloroethane (Ethylene dichloride)	EPA 8260D	ND		µg/L	1.00	1	09/25/25 16:16	NA
1,2-Dichloropropane	EPA 8260D	ND		µg/L	1.00	1	09/25/25 16:16	NA
2-Butanone (Methyl ethyl ketone, MEK)	EPA 8260D	ND		µg/L	5.00	1	09/25/25 16:16	NA
2-Hexanone	EPA 8260D	ND		µg/L	5.00	1	09/25/25 16:16	NA
4-Methyl-2-pentanone (MIBK)	EPA 8260D	ND		µg/L	1.00	1	09/25/25 16:16	NA
Acetone	EPA 8260D	ND		µg/L	10.0	1	09/25/25 16:16	NA
Benzene	EPA 8260D	ND		µg/L	1.00	1	09/25/25 16:16	NA
Bromodichloromethane	EPA 8260D	ND		µg/L	1.00	1	09/25/25 16:16	NA
Bromoform	EPA 8260D	ND		µg/L	1.00	1	09/25/25 16:16	NA
Carbon disulfide	EPA 8260D	ND		µg/L	1.00	1	09/25/25 16:16	NA
Carbon tetrachloride	EPA 8260D	ND		µg/L	1.00	1	09/25/25 16:16	NA
Chlorobenzene	EPA 8260D	ND		µg/L	1.00	1	09/25/25 16:16	NA
Chlorodibromomethane	EPA 8260D	ND		µg/L	1.00	1	09/25/25 16:16	NA
Chloroethane (Ethyl chloride)	EPA 8260D	ND		µg/L	1.00	1	09/25/25 16:16	NA
Chloroform	EPA 8260D	ND		µg/L	1.00	1	09/25/25 16:16	NA
cis-1,2-Dichloroethylene	EPA 8260D	ND		µg/L	1.00	1	09/25/25 16:16	NA
cis-1,3-Dichloropropene	EPA 8260D	ND		µg/L	1.00	1	09/25/25 16:16	NA
Ethylbenzene	EPA 8260D	ND		µg/L	1.00	1	09/25/25 16:16	NA
m+p-Xylene	EPA 8260D	ND		µg/L	2.00	1	09/25/25 16:16	NA
Methyl bromide (Bromomethane)	EPA 8260D	ND		µg/L	1.00	1	09/25/25 16:16	NA
Methyl chloride (Chloromethane)	EPA 8260D	ND		µg/L	5.00	1	09/25/25 16:16	NA
Methylene chloride (Dichloromethane)	EPA 8260D	ND		µg/L	5.00	1	09/25/25 16:16	NA
o-Xylene	EPA 8260D	ND		µg/L	1.00	1	09/25/25 16:16	NA
Styrene	EPA 8260D	ND		µg/L	1.00	1	09/25/25 16:16	NA

Analytical Report

Client:	WSP USA	**Work Order:**	HN2513636
Project:	Textron	**Date Collected:**	09/17/25 08:50
Matrix:	GROUNDWATER	**Date Received:**	09/17/25 11:45

CLIENT ID: ATR-DW3586OLDUS31-091725 **Lab ID: HN2513636-002**

Analyte	Method	Results	Qual	Units	MRL	Dilution Factor	Date Analyzed	Date Extracted
Tetrachloroethylene (Perchloroethylene)	EPA 8260D	ND		µg/L	1.00	1	09/25/25 16:16	NA
Toluene	EPA 8260D	ND		µg/L	1.00	1	09/25/25 16:16	NA
Total Xylene	EPA 8260D	ND		µg/L	2.00	1	09/25/25 16:16	NA
trans-1,2-Dichloroethylene	EPA 8260D	ND		µg/L	1.00	1	09/25/25 16:16	NA
trans-1,3-Dichloropropylene	EPA 8260D	ND		µg/L	1.00	1	09/25/25 16:16	NA
Trichloroethene (Trichloroethylene)	EPA 8260D	ND		µg/L	1.00	1	09/25/25 16:16	NA
Vinyl chloride (Chloroethene)	EPA 8260D	ND		µg/L	1.00	1	09/25/25 16:16	NA
Surr: 1,2-Dichloroethane-d4	*EPA 8260D*	***97.6***		*%REC*	*80-120*	*1*	*09/25/25 16:16*	*NA*
Surr: 4-Bromofluorobenzene	*EPA 8260D*	***95.5***		*%REC*	*80-120*	*1*	*09/25/25 16:16*	*NA*
Surr: Dibromofluoromethane	*EPA 8260D*	***98.4***		*%REC*	*80-120*	*1*	*09/25/25 16:16*	*NA*
Surr: Toluene-d8	*EPA 8260D*	***98.1***		*%REC*	*80-120*	*1*	*09/25/25 16:16*	*NA*

QA/QC Report

Client:	WSP USA	**Work Order:**	HN2513636
Project:	Textron	**Date Collected:**	NA
Matrix:	WATER	**Date Received:**	NA
QC Lot:	2242354	**Run ID:**	3533340

Volatile Organic Compounds by GC-MS

MB | **CLIENT ID: Method Blank** | **Lab ID: QC-2242354-001**

Method: EPA 8260D **Dilution:** 1 **Analysis Date:** 09/25/25 13:53

Prep Date: NA

Analyte	Result	Units	MRL	Spike Amount	Spike Ref. Amount	% Rec	% Rec Limits	RPD	RPD Limit	Qual
1,1,1-Trichloroethane	ND	µg/L	1.00							
1,1,2,2-Tetrachloroethane	ND	µg/L	1.00							
1,1,2-Trichloroethane	ND	µg/L	1.00							
1,1-Dichloroethane	ND	µg/L	1.00							
1,1-Dichloroethylene	ND	µg/L	1.00							
1,2-Dichloroethane (Ethylene dichloride)	ND	µg/L	1.00							
1,2-Dichloropropane	ND	µg/L	1.00							
2-Butanone (Methyl ethyl ketone, MEK)	ND	µg/L	5.00							
2-Hexanone	ND	µg/L	5.00							
4-Methyl-2-pentanone (MIBK)	ND	µg/L	1.00							
Acetone	ND	µg/L	10.0							
Benzene	ND	µg/L	1.00							
Bromodichloromethane	ND	µg/L	1.00							
Bromoform	ND	µg/L	1.00							
Carbon disulfide	ND	µg/L	1.00							
Carbon tetrachloride	ND	µg/L	1.00							
Chlorobenzene	ND	µg/L	1.00							
Chlorodibromomethane	ND	µg/L	1.00							
Chloroethane (Ethyl chloride)	ND	µg/L	1.00							
Chloroform	ND	µg/L	1.00							
cis-1,2-Dichloroethylene	ND	µg/L	1.00							
cis-1,3-Dichloropropene	ND	µg/L	1.00							
Ethylbenzene	ND	µg/L	1.00							
m+p-Xylene	ND	µg/L	2.00							
Methyl bromide (Bromomethane)	ND	µg/L	1.00							
Methyl chloride (Chloromethane)	ND	µg/L	5.00							
Methylene chloride (Dichloromethane)	ND	µg/L	5.00							
o-Xylene	ND	µg/L	1.00							
Styrene	ND	µg/L	1.00							
Tetrachloroethylene (Perchloroethylene)	ND	µg/L	1.00							
Toluene	ND	µg/L	1.00							
Total Xylene	ND	µg/L	2.00							
trans-1,2-Dichloroethylene	ND	µg/L	1.00							
trans-1,3-Dichloropropylene	ND	µg/L	1.00							
Trichloroethene (Trichloroethylene)	ND	µg/L	1.00							
Vinyl chloride (Chloroethene)	ND	µg/L	1.00							
Surr: 1,2-Dichloroethane-d4	***18.8***	*µg/L*		20		93.8	*80-120*			
Surr: 4-Bromofluorobenzene	***19.3***	*µg/L*		20		96.4	*80-120*			
Surr: Dibromofluoromethane	***17.6***	*µg/L*		20		88.0	*80-120*			
Surr: Toluene-d8	***19.8***	*µg/L*		20		99.0	*80-120*			

QA/QC Report

Client:	WSP USA	**Work Order:**	HN2513636
Project:	Textron	**Date Collected:**	NA
Matrix:	WATER	**Date Received:**	NA
QC Lot:	2242354	**Run ID:**	3533340

LCS | **CLIENT ID: Laboratory Control Sample** | **Lab ID: QC-2242354-002**

Method: EPA 8260D **Dilution:** 1 **Analysis Date:** 09/25/25 14:13

Prep Date: NA

Analyte	Result	Units	MRL	Spike Amount	Spike Ref. Amount	% Rec	% Rec Limits	RPD	RPD Limit	Qual
1,1,1-Trichloroethane	20.0	µg/L	1.00	20		99.8	75-119			
1,1,2,2-Tetrachloroethane	17.6	µg/L	1.00	20		87.8	80-123			
1,1,2-Trichloroethane	18.1	µg/L	1.00	20		90.4	83-118			
1,1-Dichloroethane	16.9	µg/L	1.00	20		84.4	73-122			
1,1-Dichloroethylene	17.8	µg/L	1.00	20		89.2	66-131			
1,2-Dichloroethane (Ethylene dichloride)	18.5	µg/L	1.00	20		92.6	78-121			
1,2-Dichloropropane	18.0	µg/L	1.00	20		89.8	78-120			
2-Butanone (Methyl ethyl ketone, MEK)	14.0	µg/L	5.00	20		69.9	69-147			
2-Hexanone	16.4	µg/L	5.00	20		81.8	67-140			
4-Methyl-2-pentanone (MIBK)	22.2	µg/L	1.00	20		111	68-199			
Acetone	16.9	µg/L	10.0	20		84.4	70-166			
Benzene	19.0	µg/L	1.00	20		95.0	78-120			
Bromodichloromethane	19.5	µg/L	1.00	20		97.4	73-126			
Bromoform	17.7	µg/L	1.00	20		88.6	60-124			
Carbon disulfide	19.4	µg/L	1.00	20		96.8	67-159			
Carbon tetrachloride	22.6	µg/L	1.00	20		113	69-124			
Chlorobenzene	18.7	µg/L	1.00	20		93.6	80-118			
Chlorodibromomethane	16.9	µg/L	1.00	20		84.6	63-117			
Chloroethane (Ethyl chloride)	18.9	µg/L	1.00	20		94.5	35-136			
Chloroform	17.4	µg/L	1.00	20		87.2	75-119			
cis-1,2-Dichloroethylene	18.0	µg/L	1.00	20		89.8	75-123			
cis-1,3-Dichloropropene	20.0	µg/L	1.00	20		100	69-120			
Ethylbenzene	18.3	µg/L	1.00	20		91.6	76-116			
m+p-Xylene	37.1	µg/L	2.00	40		92.8	76-119			
Methyl bromide (Bromomethane)	17.1	µg/L	1.00	20		85.5	20-183			
Methyl chloride (Chloromethane)	13.4	µg/L	5.00	20		67.2	26-117			
Methylene chloride (Dichloromethane)	18.3	µg/L	5.00	20		91.3	68-125			
o-Xylene	18.7	µg/L	1.00	20		93.6	77-116			
Styrene	19.8	µg/L	1.00	20		99.2	76-123			
Tetrachloroethylene (Perchloroethylene)	18.8	µg/L	1.00	20		94.2	80-124			
Toluene	18.3	µg/L	1.00	20		91.6	78-116			
Total Xylene	55.8	µg/L	2.00	60		93.1	77-119			
trans-1,2-Dichloroethylene	16.2	µg/L	1.00	20		81.2	73-124			
trans-1,3-Dichloropropylene	16.5	µg/L	1.00	20		82.5	67-118			
Trichloroethene (Trichloroethylene)	18.6	µg/L	1.00	20		92.9	75-122			
Vinyl chloride (Chloroethene)	13.8	µg/L	1.00	20		69.0	49-122			
Surr: 1,2-Dichloroethane-d4	***19.4***	*µg/L*		20		97.2	*80-120*			
Surr: 4-Bromofluorobenzene	***19.7***	*µg/L*		20		98.6	*80-120*			
Surr: Dibromofluoromethane	***20.0***	*µg/L*		20		100	*80-120*			
Surr: Toluene-d8	***19.4***	*µg/L*		20		97.0	*80-120*			

The following samples were analyzed in this batch: HN2513636-001, HN2513636-002